

Evaluation of disease-related characteristics in COVID-19 infected population of Karachi, Pakistan: An online survey

ABSTRACT

Aims: COVID-19 pandemic brought the medical community into action, to introduce safe and effective strategies to combat the disease. Pakistan has also experienced a significant increase in COVID-positive cases. The objective of this study is to assess the disease-related characteristics and evaluate different treatment responses in patients infected with SARS-CoV-2. Data was collected from January to September 2021.

Methodology: An online survey was circulated and analyzed using SPSS and results were reported as frequency and percentages. 1000 questionnaires were distributed, of which 257 responses were received.

Results: The majority of the population 90.3% survived however, a few 9.7% deaths were reported. Fever (65.7%) and cough (53.6%) were the most frequently observed symptoms. Ninety percent ($n=230$) of the patients required no hospital admission. The results show that 16.3% received anti-viral treatment, mainly Remdesivir. This study will help in assessing the COVID-19 patient's response to different treatment strategies. It will also provide an insight into the psychological impact of COVID-19.

Conclusion: This study showed encouraging data regarding the disease characteristics of COVID-19 observed in the population.

Keywords: COVID-19, Coronavirus, Karachi, Pakistan, Pandemic, SARS-CoV-2

1. INTRODUCTION

COVID-19 initially emerged as pneumonia of unidentified cause in December 2019 in Wuhan, China and now it has been disseminated globally [1]. It was declared the sixth Public Health Emergency of International Concern (PHEIC) by WHO on 30th January 2020 and within a short period of a few months the WHO announced coronavirus as a pandemic, on 11th March 2020 [2]. Despite efforts by WHO and healthcare organizations of different countries to contain the disease, it markedly spread around the globe. As of 4th February 2022, 389,405,917 cases have been reported with 5,733,781 deaths whereas, 308,501,096 have been recovered globally [3].

COVID-19 is caused by the coronavirus strain SARS-CoV-2. This was the third severe coronavirus outbreak, previously the world has also experienced Severe Acute Respiratory Syndrome Coronavirus (SARS-CoV) and the Middle East Respiratory Syndrome Coronavirus (MERS-CoV) outbreaks.

Coronavirus is a single-stranded RNA virus belonging to the family *Coronaviridae*. They are divided into four subgroups; α , β , γ , and δ . The β -coronavirus group comprises human pathogens like MERS-CoV, SARS-CoV, and SARS-CoV-2. They are of zoonotic origin and cause severe respiratory illness which can be fatal [4].

It spreads from one person to another through droplets that are produced by coughing or sneezing of the infected person. Taking measures like isolation, hygiene practice and use of personal protective equipment is most effective to reduce the widespread of infection. The incubation period of the virus is estimated to be 4-14 days [5].

Scientific data suggests a wide range of symptoms from asymptomatic to severe. Most of the patients are asymptomatic. Mild to moderate categories of symptoms include fever, dry cough, myalgia, sore throat, runny nose, and digestive symptoms like diarrhea, abdominal pain, nausea, and vomiting. Patients with severe illness exhibit pneumonia-like symptoms with hypoxemia [6]. Complications of COVID-19 affect multiple organs leading to liver injury, myocardial injury, kidney injury, septic shock, respiratory failure, and acute respiratory distress syndrome (ARDS) [7].

There are various methods for the diagnosis of coronavirus, like detection through antibodies and antigen testing. However, today Reverse Transcriptase – Polymerase Chain Reaction (RT-PCR) is considered the gold standard for diagnosing COVID-19, as it is a fast and reliable technique. An antibody test can help in determining the presence and the concentration of immune-globulins (Ig) in blood. For this LFA and ELISA techniques are used [8].

Generally, vaccines require many years for development, but this pandemic has brought the medical community into action. Since the beginning of 2020, the process of vaccine development for COVID has been of great concern. To date, various types of vaccines are available that have been developed using different approaches [9]. Major COVID-19 vaccines include Pfizer-BioNTech, Moderna, AstraZeneca, CanSino Bio, and Sinopharm. As of 3 February 2022, 4.1 billion people are fully vaccinated whereas, 10.2 billion doses are administered [10].

The impact of this pandemic is multifaceted, affecting health, economy, psychology and even the education systems around the globe. To ensure safety during COVID-19 the educational institutes have shifted their learning system from face-to-face contact to online or virtual education [11]. Although it was necessary but it had largely disrupted the education system. Studies report that both students and teachers feel that e-learning cannot replace the traditional teaching style [12].

Pakistan also observed an intense surge in COVID positive cases since the first coronavirus patient was reported from Karachi on 26th February 2020. On the same day, another case was reported from Islamabad, the capital city of the country. Within 2 weeks there were 20 confirmed cases out of 471 suspected cases. Pakistan health authorities confirmed 4601 cases with 66 deaths till 10th April 2020. The government took several measures to contain this spread [2]. A second wave began in the country by October 28, 2021, however, it was not that severe in transmission and pathogenicity [13]. Delta variant of SARS-CoV-2 was detected in Pakistan and several other countries by July 2021. An intense spike in the number of cases and fatalities was recorded amid the fourth wave [14]. However, as compared to other countries, Pakistan had a mild experience with this pandemic. Recently government confirmed the presence of the new variant B.1.1.529, named Omicron in the country. Initial findings are suggesting Omicron is less severe than the Delta variant but more contagious [15].

According to the government of Pakistan, recent figures are as follows; which were updated on 14th February 2022 [16].

Table 1: Pakistan statistics on COVID-19 [16]

Confirmed Cases	Deaths Reported	Recovered Cases
1,486,361	29,801	1,379,921

Table 2: Statistics of coronavirus in Pakistan (province wise) [16]

	Confirmed cases	Mortalities	Recoveries
AJK	41,978	769	39,785
Balochistan	35,096	371	34,428
GB	11,193	189	10,550
Islamabad	133,112	999	126,602
KPK	210,726	6,130	191,330
Punjab	495,430	13,363	472,055
Sindh	558,826	7,980	505,171

This global health crisis has largely affected the mental health of the population. Exposure to such traumatic events creates stress, panic, anxiety, and depression-like symptoms in societies. Like many other developing countries, Pakistan is struggling with mental health issues [17]. The mental health profile of the country shows a stressful image with 6% occurrence of depression, 1-2% epilepsy, and 1.5% schizophrenia. As a whole, 15 million people of Pakistan are suffering from some type of mental illness. However, this recent outbreak has further amplified the incidence of anxiety and depression in the general population [18].

The main objective of this study to summarize the overall effect of COVID19 on the population of Karachi, by evaluating the disease-related characteristics, treatment response and psychological impact.

2. METHODOLOGY:

2.1 Study design

A survey-based online study was conducted from December 2020 to September 2021 in Karachi, the city of Pakistan. We opted for this method because population-based surveys are not safe in times of pandemics.

2.2 Target Population

Our target population was male and female patients of any age group, infected with coronavirus (COVID-19). In the case of deceased or severely ill patients, other family members were allowed to fill out the form on behalf of the patient.

2.3 Data collection

The convenience and snowball sampling techniques were used for collecting the data. Social media platforms like WhatsApp were utilized for distributing the survey. Participants were provided with an easy-to-access link to fill out the questionnaire.

2.4 Questionnaire design

The questionnaire was developed using Google Forms and comprised of three sections. The first section included demographic details (age, gender, weight). The second section contained questions relevant to coronavirus infection and the third section involved questions associated with mental health.

2.5 Data analysis

Descriptive analysis was performed to calculate frequencies and percentages. Data were analyzed using Statistical Package for Social Sciences version 20 (IBM SPSS 20).

3. RESULTS:

A total of 1000 questionnaires were distributed. Out of these, 257 responses were received who suffered from coronavirus. The first section of the questionnaire comprised of the demographics and medical history of the patients. Most of the respondents 66.1% ($n=170$), filled the questionnaire on behalf of the family member infected with coronavirus whereas 24.1% ($n=62$) patients filled themselves. In total, 90.3% ($n=232$) population survived. Although a few 9.7% ($n=25$) responses were representing those who couldn't survive. Most of the population 80.5% ($n=207$) was aged between 15 and 47 years. Out of all respondents, 74.3% ($n=191$) were female and 25.7% ($n=66$) were male. Less than a quarter (21%, $n=54$) of the population was suffering from other diseases. 30% of the population was previously on other medication. Almost 22.6% ($n=58$) of respondents suffer from allergy issues, predominantly dust allergy. More than half of the respondents 54.5% ($n=140$) had a family disease history, primarily diabetes ($n=76$) and hypertension ($n=47$). The demographic characteristics and medical history of the population are described in Table 3.

Table 3: Demographic characteristics and medical history of the population (N=257)

Variable	Characteristics	Number of participants (n)	Percentage (%)
Gender	Male	66	25.7
	Female	191	74.3
Age	15 – 47 years	207	80.5
	48 – 63 years	39	15.2
	64 years and above	11	4.3
Weight	Normal	204	79.4
	Underweight	23	8.9
	Overweight	30	11.7
Allergy	Yes	58	22.6
	No	199	77.4
Smoking	Yes	5	1.9
	No	252	98.1
Surgical History	Yes	30	11.7
	No	227	88.3
Family disease history	Yes	140	54.5
	Diabetes	76	29.5
	Hypertension	47	18.2
	No	117	45.5

The second section contained questions related to coronavirus infection. The common symptoms experienced by the patients were fever (65.7%, $n=169$) and cough (53.6%, $n=138$) (**Figure 1**).

Around ninety percent ($n=230$) of the patients required no hospital admission for the treatment. The results show that 16.3% ($n=42$) received anti-viral treatment, mainly Remdesivir. Among monoclonal antibodies, most patients received Imdevimab and Bamlanivimab.

Azithromycin was also one of the most common antibiotics used for throat infections experienced by COVID-19 patients. Paracetamol was found to be the most cost-effective drug ($P<0.05$) for the management of pain and fever among corona respondents (

Figure 2).

Out of all, 30 (11.7%) patients were transferred to the ventilator and 35 (13.6%) reported demise due to coronavirus. Further details, related to COVID-19, of the participants are summarized in **Table 4**.

Table 4: Characteristics related to coronavirus infection

Variable	Characteristics	Number of participants (n)	Percentage (%)
Symptoms	Cold	110	42.8
	Fever	169	65.7
	Cough	138	53.6
	Shortness of breath	91	35
	Sore throat	82	31.9
	Muscle pain	112	43
	GI symptoms	11	4.2
	Loss of taste and smell	18	7
Diagnostic test	RT-PCR	185	72
	Antibody Test	72	28
Treatment	Anti-viral	42	16.3
	Monoclonal Antibody	4	1.6
	Plasma therapy	2	0.8
	None (self-isolation in-home)	209	81.3
Hospital admission required	Yes	27	10.5
	No	230	89.5
Duration of treatment	7 days	27	10.5
	14 days	62	24.1
	20-30	21	8.1
Monoclonal Antibody treatment	None	246	95.7
	Bamlanivimab	4	1.6
	Casirivimab	2	0.8
	Imdevimab	5	1.9
Anti-viral treatment	None	222	86.4
	Remdesivir	29	11.3
	Oseltamivir	6	2.3
Family members infected	None	134	52.1
	1 member	42	16.3

	2 members	24	9.3
	3 members	14	5.4
Transferred to ventilator	Yes	30	11.7
	No	227	88.3
Demise due to COVID-19	Yes	35	13.6
	No	222	86.4
Most effective drug*	Panadol	41	16
	Antibiotic (Azithromycin)	18	7
	Anti-viral (Remdesivir)	14	5.4
	None	136	52.9
Cost-effective drug*	Panadol	38	14.7
	Antibiotic (Azithromycin)	12	4.6
	Anti-viral (Remdesivir)	9	3.5
	None	164	63.8

* $P < 0.05$ is considered significant

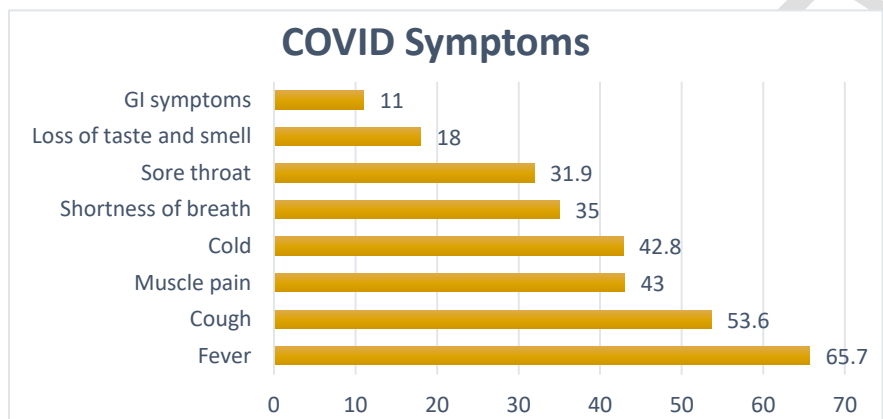


Figure 1: COVID symptoms experienced by Respondents

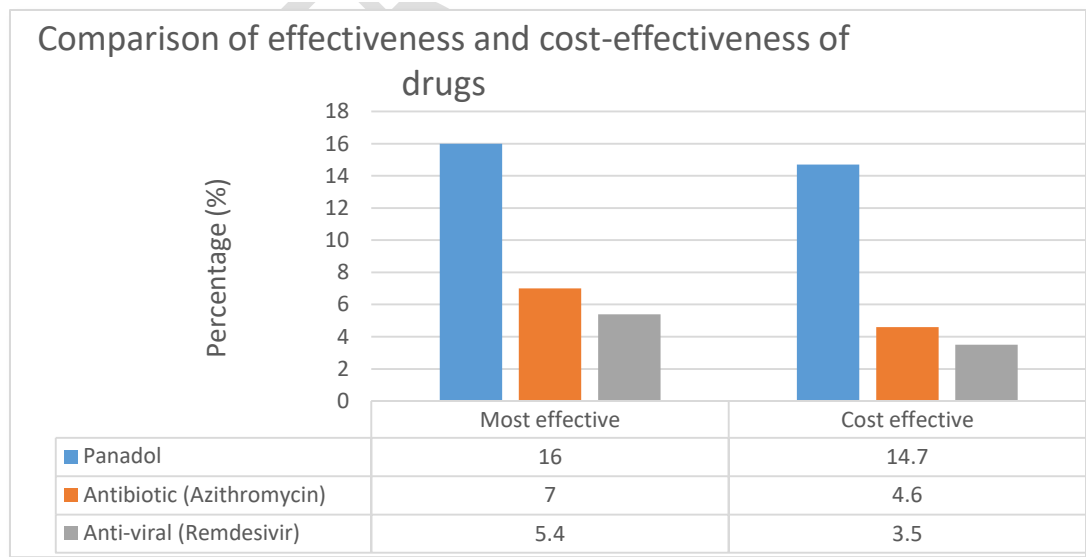


Figure 2 Comparison of effectiveness and cost-effectiveness of drugs

The last section was regarding the mental health condition, details mentioned in

Table 5. The majority of the respondents had no mental health issue, (41.2%, $n=106$) and 37% ($n=16$) had anxiety and depression. Almost half of the population (41%, $n=106$) reported a good mental health state (**Figure 3**).

Table 5: Characteristics related to mental health.

Variable	Characteristics	Number of participants (n)	Percentage (%)
Rate your mental health	Excellent	48	18.7
	Good	107	41.2
	Average	87	33.9
	Poor	16	6.2
Diagnosed mental disease	Yes	10	3.9
	No	247	96.1
Mental health problems	None	106	41.2
	Anxiety and depression	16	37
Anti-depressant	Yes	16	6.2
	No	241	93.8
Rate your mental health	Excellent	48	18.7
	Good	107	41.2
	Average	87	33.9
	Poor	16	6.2

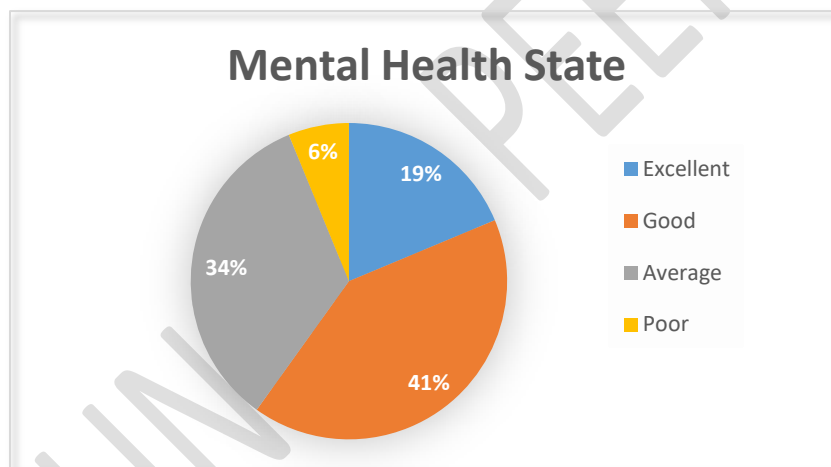


Figure 3: Mental health state of the respondents

4. DISCUSSION:

The Coronavirus pandemic disease (COVID-19) initially emerged in China, as pneumonia of unknown cause and later it spread swiftly across several countries. Currently, this pandemic has gripped the whole world and millions of victims have been reported. Pakistan being an underdeveloped country with a large population, is also facing multiple challenges to cope with the outbreak. This study provides a better understanding of the disease-related

characteristics among the Pakistani population infected with COVID-19. Moreover, it also describes the response of patients to different treatment options.

Our results are consistent with existing literature in terms that the majority of patients recovered from Covid-19 and required no hospital admission. This survey revealed that the most affected age group is between 15 and 47 years, which is parallel to other studies conducted on the population of Pakistan [19] [20]. The data also reflects the fact that the country's major population is young with a median age of 22.8 years [21].

Multiple studies have shown that hypertension and diabetes mellitus were the most predominant co-morbidities and a similar pattern is observed in our data [20] [22]. Fever and cough were the most frequently reported symptoms. A meta-analysis of various studies also confirms our results by stating that the aforementioned symptoms are most prevalent in SARS-CoV-2 infected adults [23]. In our study, the median duration of treatment was found to be 14 days, which is comparable with a cohort study conducted in Western Ethiopia. It stated the median time to recovery from Covid-19 was 18 days [24].

Some researches support the use of Remdesivir as it is safe and well-tolerated. It is comparable with our findings because, among patients receiving antiviral therapy, Remdesivir was most frequent [25]. Among prescribed antibiotics, Azithromycin was the most frequent medicine. Although it is bacteriostatic, it also possesses the ability to reduce the viral load. Its effectiveness in treating COVID-19 is controversial. However, a study conducted in Egypt suggests that adding Azithromycin to the therapeutic regimen is beneficial for the early improvement of symptoms (fever and cough) in mild cases [26]. Paracetamol was the most commonly prescribed drug and according to patients, it was most effective in managing symptoms, especially fever [20]. Studies show a poor survival rate in critically ill SARS-CoV-2 patients, especially those on the ventilator. We observed a similar pattern, among the total deaths reported in our data that show 50% of the patients were on ventilator support [27].

The majority of the population had no mental health issues and only a small fraction showed anxiety and depression. These findings are parallel to a study conducted in a different city in Pakistan. They described that in comparison to other parts of the world, COVID-19 related anxiety issues are not much observed in this country [28].

In time of such pandemics online survey methods have gained much admiration and acceptance as they are safe and convenient however, they have some limitations. In this study, regarding the gender, we had more access to the female population of the society. Moreover, the questionnaire was distributed by the young people through snowball technique therefore most of the respondents were of the same age bracket. Lastly, the data is unable to describe the literacy level of the respondents.

5. CONCLUSION:

In conclusion, this study demonstrated encouraging data regarding the disease characteristics of COVID-19 observed in the population of Pakistan. This study will contribute in providing knowledge regarding the outcome of pandemic and the psychological impact they have on the population. Additionally, it will benefit the future researchers in the area of pandemics.

Consent

As per international standard or university standard, respondents' written consent has been collected and preserved by the author(s).

REFERENCES:

1. Wang, X., et al., *Nosocomial outbreak of COVID-19 pneumonia in Wuhan, China*. European Respiratory Journal, 2020. **55**(6): p. 2000544.
2. Abid, K., et al., *Progress of COVID-19 Epidemic in Pakistan*. Asia-Pacific journal of public health, 2020. **32**(4): p. 154-156.
3. *COVID-19 CORONAVIRUS PANDEMIC*. 2022 4-FEB-2022 [cited 2022 4-Feb-2022]; Available from: <https://www.worldometers.info/coronavirus/>.

4. Waris, A., et al., *COVID-19 outbreak: current scenario of Pakistan*. *New Microbes New Infect*, 2020. **35**: p. 100681.
5. Minhas, S., et al., *Corona pandemic: awareness of health care providers in Pakistan*. *AIMS public health*, 2020. **7**(3): p. 548-561.
6. Yuki, K., M. Fujiogi, and S. Koutsogiannaki, *COVID-19 pathophysiology: A review*. *Clinical immunology (Orlando, Fla.)*, 2020. **215**: p. 108427-108427.
7. Shi, Y., et al., *An overview of COVID-19*. *J Zhejiang Univ Sci B*, 2020. **21**(5): p. 343-360.
8. Yüce, M., E. Filiztekin, and K.G. Özkaya, *COVID-19 diagnosis -A review of current methods*. *Biosens Bioelectron*, 2021. **172**: p. 112752.
9. *The different types of COVID-19 vaccines*. 2021 12 january 2021 [cited 2021 17 feb`]; Available from: <https://www.who.int/news-room/feature-stories/detail/the-race-for-a-covid-19-vaccine-explained>.
10. Hannah Ritchie, E.M., Lucas Rodés-Guirao, Cameron Appel, Charlie Giattino, Esteban Ortiz-Ospina, Joe Hasell, Bobbie Macdonald, Diana Beltekian and Max Roser. *Coronavirus Pandemic (COVID-19)*. 2020 4-feb-2022 [cited 2022 4-feb-2022]; Available from: <https://ourworldindata.org/covid-vaccinations#citation>.
11. Pokhrel, S. and R. Chhetri, *A Literature Review on Impact of COVID-19 Pandemic on Teaching and Learning*. *Higher Education for the Future*, 2021. **8**(1): p. 133-141.
12. Panda, D.S., et al., *A study on the effectiveness of online teaching in pharmacy education from teacher and student perspectives during the COVID-19 pandemic*. *Pharmacy Education*, 2020. **20**(2): p. 297-301.
13. Rizwana Shahid, S.Z., *Second Wave of COVID-19 Pandemic: Its deleterious and mortal repercussion in Pakistan*. *Journal of Rawalpindi Medical College (JRMC)*, 2020. **VOL 24 NO 4 (2020): OCTOBER-DECEMBER**
14. Sajid, I. *Delta variant hits Pakistan amid 4th COVID wave worries*. *ASIA - PACIFIC, LATEST ON CORONAVIRUS OUTBREAK 2021 13-JULY-2021* [cited 2022 4-FEB-2022]; Available from: <https://www.aa.com.tr/en/asia-pacific/delta-variant-hits-pakistan-amid-4th-covid-wave-worries/2302971>.
15. Hashim, A. *Pakistan confirms first case of Omicron COVID variant*. 2021 [cited 2022 4-FEB-2022]; The WHO says the Omicron variant has been detected in at least 63 countries around the world since its discovery last month.]. Available from: <https://www.aljazeera.com/news/2021/12/13/pakistan-detects-first-case-of-covid-19-omicron-variant>.
16. Wu, S.Y., et al., *The diagnostic methods in the COVID-19 pandemic, today and in the future*. *Expert Review of Molecular Diagnostics*, 2020. **20**(9): p. 985-993.
17. Rabbani, F., et al., *Psychological and social impact of COVID-19 in Pakistan: Need for Gender Responsive Policies*. *medRxiv*, 2020: p. 2020.10.28.20221069.
18. Javed, A., et al., *Mental healthcare in Pakistan*. *Taiwanese Journal of Psychiatry*, 2020. **34**(1): p. 6-14.
19. Nisar, M.I., et al., *Serial population-based serosurveys for COVID-19 in two neighbourhoods of Karachi, Pakistan*. *International Journal of Infectious Diseases*, 2021. **106**: p. 176-182.
20. Ahmad, M., et al., *Epidemiological and Clinical Characteristics of COVID-19: A Retrospective Multi-Center Study in Pakistan*. *Front Public Health*, 2021. **9**: p. 644199.
21. *Pakistan Population*. 2011 [cited 2022 4-feb-2022]; Available from: <https://www.worldometers.info/world-population/pakistan-population/#:~:text=The%20median%20age%20in%20Pakistan%20is%2022.8%20years>.

22. Asghar, M.S., et al., *Clinical Profiles, Characteristics, and Outcomes of the First 100 Admitted COVID-19 Patients in Pakistan: A Single-Center Retrospective Study in a Tertiary Care Hospital of Karachi*. Cureus, 2020. **12**(6): p. e8712.
23. Grant, M.C. and L. Geoghegan, *The prevalence of symptoms in 24,410 adults infected by the novel coronavirus (SARS-CoV-2; COVID-19): A systematic review and meta-analysis of 148 studies from 9 countries*. 2020. **15**(6): p. e0234765.
24. Tolossa, T., et al., *Time to recovery from COVID-19 and its predictors among patients admitted to treatment center of Wollega University Referral Hospital (WURH), Western Ethiopia: Survival analysis of retrospective cohort study*. PLOS ONE, 2021. **16**(6): p. e0252389.
25. Gupte, V., et al., *Safety and clinical outcomes of remdesivir in hospitalised COVID-19 patients: a retrospective analysis of active surveillance database*. BMC Infectious Diseases, 2022. **22**(1): p. 1.
26. Rashad, A., et al., *Therapeutic efficacy of macrolides in management of patients with mild COVID-19*. Scientific Reports, 2021. **11**(1): p. 16361.
27. Grasselli, G., et al., *Mechanical ventilation parameters in critically ill COVID-19 patients: a scoping review*. Critical Care, 2021. **25**(1): p. 115.
28. Majeed, S., et al., *The Psychological Impact of COVID-19 Among Pakistani Adults in Lahore*. Frontiers in public health, 2021. **9**: p. 578366-578366.