

PHENOTYPIC SCREENING OF CHILLI GENOTYPES COLLECTED FROM DIFFERENT REGIONS

Abstract

The experiment was performed at Maharajpur Farm under the Department of Horticulture, College of Agriculture, J.N.K.V.V., Jabalpur (M.P.) during the Kharif season 2019-2022 and planted in Randomized Complete Block Design (RCBD) with three replications. The characterization of thirty genotype for thirty-five qualitative traits articulated no variability for trait i.e., the monomorphic trait was non-enveloping fruit calyx cover, two descriptors were found to be moderately diverse, which were with medium fruit intensity of the red colour (at the mature unripe stage) and the narrow triangular shape of fruit with the Shannon-Weaver diversity index $H' = 0.46$ & $H' = 0.50$, both of these are fruit related traits. The descriptor intensity of pubescence (hairiness) of the stem had the highest diversity index of 1.82. The studies highlighted some of the genotypes with the distinctness, MPKC-1 (Katni collection) addressed unique features with green with purple tinge leaf colour, purple petal colour, upright fruit orientation, absence of fruit curvature, purple fruit colour at ripening maturity, ovate leaf and erect plant habit, depicting it like a wild relative of capsicum and could be utilized as the morphological descriptor.

Keyword: Monomorphic, Characterization, Shannon-Weaver diversity index, Morphological Descriptors

Introduction

One of the most significant *Solanaceous* vegetable and spice crops in India is the chilli (*Capsicum annum* Linn.). India is the largest producer, exporter and consumer of chillies in the world (Halder et al., 2021). Along with the convention utilization of capsicum as fresh fruits, processed sauce, pickling, canning, dried spices, industrial extract, etc requirements are also enhanced in the market. Further, capsicum is aggrandizing its significance due to the presence of nutrition sources like ascorbic acid (vitamin C), carotenoids (pro-vitamin A), tocopherols (vitamin E), flavonoids, capsaicinoids and also as a non-food it is used in defence as ethnobotanical products (Kumar et al., 2006; Meghavansi et al., 2010). The rise in importance of chilli demands yields enhancement, through the collection and characterization of genotype. The genetic diversity of germplasm resources is the basis of breeding, and the determination of plant genetic variation and diversity via

phenotypic traits can be conducive to understanding the level of genetic variation in a short amount of time (Liu et al., 2022).

Furthermore, genetic variety is vital for selecting parents with stronger combination potential and for obtaining superior genotypes (Taški-Ajduković et al., 2017). The raw material which is genotype to the plant breeder is the pool of genes that must be identified, isolated, and melded into the genome of a new genetic entity that expresses a unique and desirable phenotype (Orton and Ayeni, 2022). The crafting of raw material into high yielding varieties needs to go through domestication, refinement and maintenance, which is done by local farmers and characterization of these farmer's varieties could be a potential source of revolutionary genes in plant breeding. The diversified gene pool and intensive selection designed for varietal development followed by molecular characterization give a precise idea about the upcoming utilization of existing genetic diversity (Tiwari et al., 2021). As per the Protection of Plant Varieties and Farmers' Right Act (PPV&FRA), 2001, the protection of these varieties is given based on Distinctiveness, Uniformity and Stability (DUS). The presented research phenotypically assessed the diversity, as the diverse genotypes are an excellent source of developing new varieties for crop improvement (Tiwari et al., 2021)

Materials and methods

The experiment was performed at Maharajpur Farm under the Department of Horticulture, College of Agriculture, J.N.K.V.V., Jabalpur (M.P.) during the Kharif season 2019-2022. The thirty genotypes of capsicum were collected from Indian Institute of Vegetable Research (IIVR), Varanasi, different regions of Madhya Pradesh and South (Table 01). The genotypes were planted in Randomized Complete Block Design (RCBD) with three replications. Phenotypic assessments of capsicum genotypes were done based on thirty-five qualitative traits (Table 02).

Shannon-Weaver diversity index (H) was used to calculate the phenotypic diversity of the characterized farmers' varieties following the protocol used by Sotto and Rabara, (2007). An arbitrary scale was adapted from Jamago and Cortes, (2012) to categorize the computed indices into maximum (H = 1.00), high (H = 0.76–0.99), and moderate (H = 0.46–0.75) and low diversity (0.01–0.45). The phenotypic frequencies calculated were further used to estimate Shannon's Diversity Index (H) according to Negassa, (1985) to assess the present diversity.

$$H = -\sum [p_i \times \log p_i]$$

Where, p_i is the portion of the total number of entries belonging to the i^{th} class.

TABLE 01. EXPERIMENTAL MATERIAL		
S.No	Material	Collection
1.	KASHI ANMOL	IIVR, Varanasi
2.	K2	IIVR, Varanasi
3.	MPKHC-1	Khandwa collection
4.	KASHMIRI	Northern collection
5.	MPKHC-2	Khandwa collection (M.P.)
6.	2020/CHIVAR-1	IIVR, Varanasi
7.	G 4	IIVR, Varanasi
8.	2020/CHIVAR-2	IIVR, Varanasi
9.	2018 CHIHBY 03	IIVR, Varanasi
10.	KASHI GAURAV	IIVR, Varanasi
11.	2020/CHIVAR-3	IIVR, Varanasi
12.	MPSC-1	Sehore collection (M.P.)
13.	2020/CHIVAR-4	IIVR, Varanasi
14.	MPHC-1	Hirdayanagar collection (M.P.)
15.	MPKC-1	Katni collection (M.P.)
16.	RED TOP	Southern collection
17.	GUNTUR	Southern collection
18.	TEJA	Southern collection
19.	CHAPATA	Southern collection
20.	MPCTC-1	Gosalpur collection (M.P.)
21.	PUSA JWALA	IIVR, Varanasi
22.	2020/CHIVAR-5	IIVR, Varanasi
23.	2020/CHIVAR-6	IIVR, Varanasi
24.	2018/CHIHBY - 5	IIVR, Varanasi
25.	2020/CHIVAR-7	IIVR, Varanasi
26.	2020/CHIVAR-8	IIVR, Varanasi
27.	2019 CHILLI HYBRID 06 AVT I	IIVR, Varanasi
28.	2020/CHIVAR-9	IIVR, Varanasi
29.	MPC-1	Tribal collection (M.P.)
30.	MPC-2	Devnagar collection (M.P.)

Table no. 02: MORPHOLOGICAL TRAITS	
A. Plant traits	E. Fruit traits
Habit	Colour (at mature unripe stage)
Anthocynin colour of node	Intensity of colour (at mature unripe stage)
B. Stem traits	Shape
Intensity of Anthocynin colouration	Curvature
Intensity of pubescence (hairiness)	Intensity of Curvature
Pubescence (hairiness)	Neck at Basal End
Shape	Cross sectional corrugation (at level of placenta)
C. Leaf traits	Sinuation of Pericarp
Colour	Texture of surface
Intensity of green colour	Colour (at ripe maturity)
Intensity of purple colour	Intensity of colour (at maturity)
Shape	Colour Transition
Undulation	Glossiness

Pubescence (hairiness)	Shape at the base
Intensity of pubescence (hairiness)	Shape of apex
D. Flower traits	Calyx Cover
Petal colour	Calyx Margin
Anther Colour	Calyx Constriction
Flower/fruit Orientation	Pedicel attachment

Result and discussion

Shannon diversity index (H') was generated to compare phenotypic diversity for the characters utilised in the study and its assessment is an important activity in evaluating the germplasms collections in a gene bank. The diversity analysis of the chilli genotype revealed a low overall average Shannon Diversity index (H') of 0.32, which did not agree with Nsabiya et al. (2013) with a moderate mean H' index (0.52).

From ancient times, these visual observations (scoring) were used as an aid in determining genetic diversity in the gene pool. The characterization of thirty chilli genotypes for thirty-five qualitative traits articulated no variability for trait i.e., the monomorphic trait was non-enveloping fruit calyx cover. Among all the qualitative traits scores, the predominant descriptor with <90% frequent occurrence were green leaf colour, absence of intensity of leaf purple colour, white flower petal colour, drooping fruit or flower orientation, all these traits also revealed invariance with $H'=0.0$. Fonseca et al. (2008) observed similar zero divergences for trait white flower petal colour, while the results were not in propinquity with Nahak et al. (2018). Twenty-seven traits scored were dominated by one descriptor in each trait, with the most frequent contribution ranges of 80-90% and low diversity indices ranging between 0.17-0.45 as depicted in table no. 02, were red fruit colour at ripening maturity (86.6%), absence of fruit neck at the basal end (83.3%), dark fruit intensity of colour at ripening maturity (83.3%), one stage fruit colour transition (83.3%), lanceolate leaf shape (83.3%), dented fruit calyx margin (80.0%) and presence of anthocyanin colouration of node (80.0%). The propinquity in results was found for traits of red fruit colour at ripening maturity, one stage fruit colour transition, dented fruit calyx margin and lanceolate leaf shape by Santhosha et al. (2019). Leaf pubescence with a similar low H' index (0.25) predicted genotype belongs to a wild relative by Sran and Jindal, (2021). The index is used to assess allelic richness and evenness in which a low H' index suggests that the frequency classes for individual characters are very imbalanced and that there is a paucity of genetic diversity (Rabara et al., 2014). Two descriptors were found to be moderately diverse, which were medium fruit intensity of the red colour (at the mature unripe stage) and the narrow triangular

shape of fruit with the indices $H'=0.46$ & $H'=0.50$, both of these traits are fruit related. The descriptor intensity of pubescence (hairiness) of the stem had the highest diversity index of 1.82.

The studies highlighted some of the genotypes with the distinctness of germplasms MPKC-1 addressed unique features such as green with purple tinge leaf colour, purple petal colour, upright fruit orientation, absence of fruit curvature, purple fruit colour at ripening maturity, ovate leaf and erect plant habit, depicting it like a wild relative of capsicum and could be utilized as a morphological marker.

Conclusion

The current study revealed the pattern and structure of phenotypic variation in a collection of 30 chilli genotype, which is important for successful pre-breeding, management, and exploitation in crop improvement programmes, as well as for increasing the crop's genetic potential. Several low diversity aspects may be highlighted in future collection visits to boost gene bank variation. Our findings indicate that indirect selection of chilli genitors based on various morphological traits could be beneficial for biotic and abiotic stress management, as the phenotypic feature leaf pubescence reduces water loss during heat stress and is a non-preference trait for many insects, and the drooping fruit habit and spreading plant habit protect the plant from direct incidence of light, making it suitable for biotic and abiotic stress management. Various morphological descriptors, such as yellow, orange, and purple fruit colour, upright fruit orientation, purple flower, cordate, oblate, and trapezoid fruit shape, might be employed in hybridised breeding programmes. Furthermore, the information we produced supplements the vigorous breeding programme of high-yielding and climate-resilient varieties of end users' preferences, as well as promotes varietal choice alternatives for expediting advantages and strengthening agro-biodiversity.

Table 03 : Morphological Characterization depicting the predominate state, frequency percentage and Shannon diversity indices (H') collection for each descriptor scored


S.no	Characterises	States	Freq %	H' Index	Unique genotype
INVARIANT					
1.	Fruit: Calyx Cover	Non-enveloping	100.0	0.00	-
		Enveloping	00.00		-
2.	Leaf: Colour	Green	96.67	0.06	-
		Purple	3.33		MPKC-1
3.	Leaf: Intensity of purple colour	Absent	96.66	0.06	-
		Light	3.333		MPKC-1
		Medium	0		-

		Dark	0		-
4.	Flower: Petal colour	White	96.66	0.06	-
		Yellowish green	0		-
		Purple	3.33		-
					MPKC-1
LOW DIVERSITY					
5.	Flower/fruit Orientation	Drooping	90	0.17	-
		Semi-Drooping	3.33		2020/CHI VAR-6
		Erect	6.66		2020/CHI VAR-7, MPKC-1
6.	Fruit Curvature	Absent	13.33	0.17	MPC-1 MPC-2
		Present	86.66		-
7.	Neck at Basal End	Absent	83.33	0.20	-
		Present	16.66		-
8.	Fruit Colour Transition	One stage	83.33	0.20	-
		Two stage	16.66		MPHC-1 MPKC-1
		>Two stage	0		-
9.	Leaf: Intensity of pubescence (hairiness)	Sparse	66.66	0.22	-
		Medium	3.333		-
		Strong	3.333		-
10.	Plant: Anthocynin colour of node	Absent	20	0.22	-
		Present	80		-
11.	Fruit: Calyx Margin	Smooth	20	0.22	-
		Dented	80		-
12.	Fruit: Colour (at ripe maturity)	Yellow	3.33	0.23	MPKHC-1
		Orange	3.33		MPKHC-2
		Red	86.66		-
		Brown	0		-
		Purple	6.66		MPKC-1
13.	Stem: Pubescence (hairiness)	Present	76.67	0.24	-
		Absent	23.33		2020/CHI VAR-1
14.	Leaf: Shape	Lanceolate	83.33	0.24	-
		Ovate	10		MPCTC-1
		Broad elliptical	6.66		MPKC-1
15.	Leaf: pubescence (hairiness)	Absent	26.66	0.25	-
		Present	73.33		-
16.	Fruit: Calyx Constriction	Absent	26.66	0.25	-
		Present	73.33		-
17.	Fruit: Intensity of colour (at maturity)	Light	10	0.26	-
		Medium	73.33		-
		Dark	83.33		-
18.	Fruit: Colour (at mature unripe stage)	White	0	0.27	-
		Cream	0		-

		Green	70		-
		Purple	30		MPKC-1, MPC-2
19.	Fruit: Pedicel attachment	Weak	53.33	0.30	-
		Strong	46.66		-
20.	Anther Colour	Yellow	0	0.30	-
		Blue	50		-
		Purple	50		-
21.	Fruit Texture of surface	Smooth	16.66	0.33	-
		Slightly Rough	73.33		-
		Rough	10		-
22.	Fruit Intensity of Curvature	Less	23.33	0.33	-
		Medium	60		-
		Strong	3.333		-
23.	Stem: Shape	Round	23.33	0.33	G 4
		Angled	70		MPC-1 MPC-2
		Flat	6.66		G 4
24.	Fruit: Shape of apex	Acute	60	0.34	-
		Blunt	36.66		-
		Depressed	3.33		-
		Depressed and Acute	0		-
25.	Fruit: Cross sectional corrugation (at level of placenta)	Round	20	0.35	-
		Slightly corrugated	70		-
		Strongly corrugated	10		-
26.	Fruit: Shape at the base	Acute	46.66	0.35	-
		Round	50		-
		Sunken	3.33		-
27.	Plant: Habit	Spreading	13.33	0.35	-
		Semi-upright	70		-
		Upright	16.66		-
28.	Leaf: Undulation	Weak	56.66	0.38	-
		Medium	36.66		-
		Strong	6.666		-
29.	Leaf: Intensity of green colour	Light	20	0.38	-
		Medium	63.33		-
		Dark	13.33		-
30.	Fruit: Glossiness	Weak	20	0.41	-
		Medium	60		-
		Strong	20		-
31.	Plant: Intensity of Anthocynin colouration	Weak	33.33	0.45	-
		Medium	30		-
		Strong	16.67		-
32.	Fruit: Sinuation of pericarp	Weak	40	0.45	-
		Medium	43.33		-
		Strong	16.66		-
MEDIUM DIVERSITY					
33.	Fruit: Intensity of colour (at mature unripe stage)	Light	26.66	0.46	-
		Medium	46.66		-
		Dark	26.66		-

34.	Fruit Shape	Oblate	0	0.50	-
		Circular	0		-
		Cordate	3.33		-
		Square	0		-
		Rectangular	0		
		Trapezoidal	10		MPHC-1
		Moderate triangular	30		MPKHC-1
		Narrow Triangular	53.33		MPC-1
		Horn Shape	3.33		MPC-2
HIGH DIVERSITY					
35.	Stem: Intensity of pubescence (hairiness)	Sparse	16.66	1.82	-
		Medium	30		-
		Strong	30		-
AVERAGE DIVERSITY				0.32	


UNDER PEER REVIEW




PLANT: HABIT




LEAF: PURPLE COLOUR WITH GREEN TINGE



LEAF: INTENSITY OF GREEN COLOUR



FRUIT CURVATURE







ANTHER COLOUR



STEM DIIRESCENCE

STEM DIIRESCENCE



FLOWER COLOUR

FRUIT COLOUR



FRUIT SHAPE



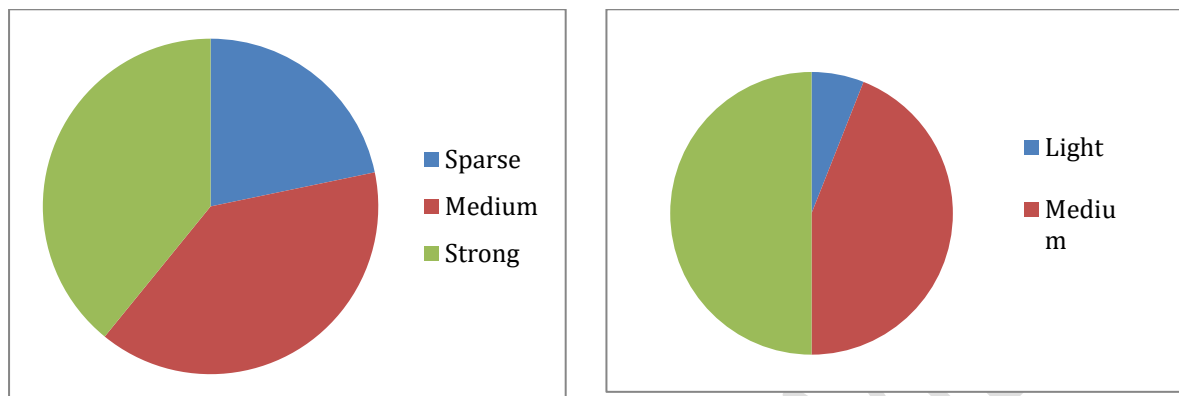
INTENSITY OF GREEN COLOUR



FRUIT CURVATURE INTENSITY

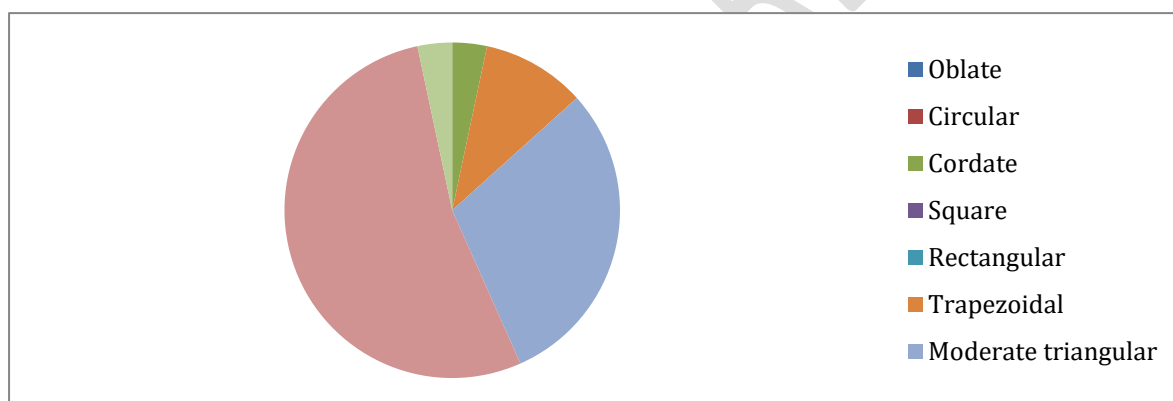
Image 1: Images depicting morphological traits

Fig 01: Frequency percentage of highly divergent traits



A. Stem: Intensity of pubescence (hairiness)

B. Fruit: Intensity of colour (at mature unripe stage)



C. Fruit Shape

Reference

1. Fonseca RM, Lopes R, Barros WS, Lopes MTG, Ferreira FM. Morphological characterization and genetic diversity of *Capsicum* Chinese Jacq. Accessions along the upper Rio Negro-Amazonas. *Crop Breeding and Applied Biotechnology*.2008; (8):87-94.
2. Halder J, Rani A, Divekar P. Effectiveness and economic evaluation of new generation insecto-acaricides against thrips and mites in green chilli. *Pest Management in Horticultural Ecosystems*. 2021; 27 (2): 153-156
3. Jamago JM, Cortes RV. Seed diversity and utilization of the upland rice landraces and traditional varieties from selected areas in Bukidnon, Philippines. *International Journal of Ecological Conservation*. 2012; 4:112–130. <http://dx.doi.org/10.7718/ijec.v4i1.366>

4. Kumar S, Kumar R, Singh J. Cayenne/American pepper. In: Peter KV ed., Handbook of Herbs and Spices, Woodhead Publishing, Cambridge, UK. 2006a; 299–312 <https://www.sciencedirect.com/science/article/pii/B9781845690175500166>
5. Liu D, Wang X, Li W, Li J, Tan W. Xing W. Genetic Diversity Analysis of the Phenotypic Traits of 215 Sugar Beet Germplasm Resources. Sugar Tech; 2022; 1-11.
6. Meghvansi MK, Siddiqui S, Khan H, Gupta VK, Vairale MG, Gogo HK, Singh L. Naga Chilli: a potential source of capsaicinoids with broad-spectrum ethno pharmacological applications. Journal of Ethno pharmacology. 2010; 13(2): 1–14. <https://www.sciencedirect.com/science/article/pii/S0378874110005817>
7. Nahak SC, Nandi A, Sahu GS, Tripathy P, Das S, Mohanty A, Pradhan SR. Assessment of genetic diversity in different chilli (*Capsicum annum L.*) genotypes. International Journal of Current Microbiology and Applied Sciences. 2018; 7(9): 634-39.
8. Negassa M. Patterns of Phenotypic Diversity in an Ethiopian Barley Collection and the Arussi-Bale Highland as a Center of Origin of Barley. Hereditas.1985; 102:139–150. <https://onlinelibrary.wiley.com/doi/abs/10.1111/j.1601223.1985.tb00474.x>
9. Nsabiyera V, Logose M, Ochwo SM, Sseruwagi P, Gibson P, Ojiewo C. Morphological characterization of local and exotic hot pepper (*Capsicum annum L.*) collections in Uganda. Biorem Biodiver Bioavail. 2013; 7(1): 22-32.
10. Orton T, Ayeni A. Specialty Crop Germplasm and Public Breeding Efforts in the United States. Agronomy.2022; 12(2):239. <http://dx.doi.org/10.3390/agronomy12020239>
11. Rabara RC, Ferrer MC, Diaz CL, Newingham M, Cristina V, Romero GO. Phenotypic diversity of farmers' traditional rice varieties in the Philippines. Agronomy. 2014; 4(2): 217-241. <https://www.mdpi.com/72076>
12. Santhosha HM, Manju MJ and Roopa SP. Morphological characterization of bird eye chilli grown as intercrop in arecanut plantation. Journal of Pharmacognosy and Phytochemistry. 2019; 8(3):2504-2507. <https://www.phytojournal.com/archives/2019/vol8issue3/PartAI/8-3-106-122.pdf>
13. Sotto R, Rabara RC. Morphological diversity of Musa balbisiana in the Philippines. Journal of Natural Studies. 2017; 6:37–46. <https://agris.fao.org/agris-search/search.do?recordID=PH2009000980>
14. Sran TS, Jindal SK. Genetic diversity analysis of chilli genotypes based on qualitative morphological traits. Agriculture Research Journal. 2021; 58 (4): 603-610.
15. Taški-Ajduković K, Nagl N, Čurčić Z, Zorić M. Estimation of genetic diversity and relationship in sugar beet pollinators based on SSR markers. Electronic Journal of Biotechnology. 2017; 27: 1–7. <https://doi.org/10.1016/j.ejbt.2017.02.001>.
16. Tiwari S, Koutu GK, Pathak N. Diversity Analysis of Grain Attributes in Restorer Lines of Rice (*Oryzae sativa*). In Biological Forum–An International Journal. 2021; 13(2): 386-392 <http://dx.doi.org/10.13140/RG.2.2.28624.02561>
17. Tiwari S, Singh Y, Upadhyay P, Koutu G. Principal component analysis and genetic divergence studies for yield and quality-related attributes of rice restorer lines. Indian Journal of Genetics and Plant Breeding. 2022; 82(01): 94–98 <https://doi.org/10.31742/IJGPB.82.1.13>