

Response of Date of Sowing and Varieties on Growth and Yield of Niger Under Eastern Ghat High Land Zone of Odisha

ABSTRACT

A field experiment was carried out under All India Coordinated Research Project on Niger at Regional Research and Technology Transfer Station (OUAT), Semiliguda of Koraput district under Eastern Ghat High Land zone of Odisha in acidic soil during three consecutive *kharif* seasons from 2015 to 2017 to study the response of date of sowing and varieties on growth and yield of niger. The experiment consists of six dates of sowing with 15 days interval viz. 15th July, 30th July, 14th August, 29th August, 13th September and 28th September with two varieties of niger namely Deomali and Utkal Niger-150. The experiment was evaluated in split plot design with three replications. The pooled data for three years revealed that out of six different dates of sowing, the crop which was sown on 15th July resulted significantly the highest seed yield (563 kg ha⁻¹) with a net monetary return (Rs. 8083 ha⁻¹) and benefit cost ratio (1.6). Niger variety Utkal Niger-150 recorded higher seed yield and economic returns. It was observed that environment played major influence on yield level of variety than varieties themselves. The important environmental parameters were less dry spell, no wet spell, high sunshine hours and moderate temperature.

Key words: Rainfall; agroclimatic situation; oilseed crop; capitula; economics

1. INTRODUCTION

Niger (*Guizotia abyssinica* (L.f.) Cass.) is one of the most important minor oilseed crop. It is grown in India in an area of about 2.99 lakh ha with a production of 0.98 lakh tonnes and a productivity of 327 kg ha⁻¹. In the state of Odisha, it covers an area of 0.65 lakh ha with a production of 0.23 lakh tonnes and productivity of 360 kg ha⁻¹ [11]. The rainfall of the Eastern Ghat High Land zone of Odisha is very erratic and varies temporally and spatially. 75-80% of the total rainfall is received during the monsoon season only. The production and productivity of upland paddy is subjected to the drought like situation and thus poor yield. The upland area under paddy is 21,000 ha. To get a sustainable yield from this upland area, niger is found to be a good substitute due to its low water requirement and drought resistance capacity. Economic yield of crop may be limited by source (photosynthesizing organs) or sink (storage organs) or the capacity to translocate assimilates from one part to other limiting processes such as water or nutrient uptake or transport. In the crops like niger the source and sink are developed simultaneously, the adjustments of two components may be or readily achieved. The seasonal sequence of conditions play a major role in determining whether source or sink is more limiting. Establishment of a good stand is the essential pre-requisite for attaining high yields. It depends on time, depth and method of sowing. Sowing very early in the season may not be advantageous, say for example sowing rainfed niger in June may result in failure of the crop if there is prolonged dry spell from the second week of June to second week of July. However, sowing early in certain situations increases the yield. In other words, delayed sowing invariably reduces yield. Rainfed crop yields are reduced due to delay in sowing beyond June. The reduction in yields is attributed to early induction of flowering, unfavourable temperature and erratic rainfall. Most of the tropical crops are short day plants. Day length starts falling from July onwards, but the reduction in day length is steep from October onwards. Sowing the crop at optimum time increases yields due to suitable environment at all growth stages of crop. Flowering is induced after sufficient vegetative growth. Moisture stress or dry spells may be avoided during critical stages. Due to varied distribution pattern

of rainfall, it is pertinent to know the exact sowing window of the crop for optimum yield. Good quality seed is a prime importance in agriculture. They should germinate rapidly and uniformly when sown with high yield potential. Emergence should be prompt and early vegetative growth should be vigorous and suitable for the particular agroclimatic situation. Farmers often demand the new varieties for their farming situation. Considering this, the varieties are also to be screened to test its suitability in this agroclimatic zone. The exact date of sowing and the suitable variety plays an important role in sustainable production. Genotype of niger play an important role in determining the yield of a crop, the potential yield of varieties within its genetic limit is set by its environment. The release of new varieties of niger is major break through in achieving its increased production per unit area. Yield of these varieties can be further improved by providing optimum environment by manipulating agronomic practices. Varieties differ in their yield potential depending upon many physiological process which are controlled by both genetic makeup and the environment. Date of sowing determines the time available for vegetative growth before the onset of flowering, which is mainly influenced by photoperiod, sowing time determines the plant height, number of branches, flowering, capitula bearing habits [2]. Among cultivation practices, sowing time is an important parameter which affects the growth, development and yield of crop to a great extent. Production potentiality of niger can be fully exploited with suitable agronomic practices and genotypes. Among the different practices, sowing at optimum time plays an important role to exploit the full genetic potentiality of a variety as it provides optimum growing conditions such as temperature, light, humidity and rainfall. The growth phase of the crop should synchronize with optimum environmental conditions for better expression of growth, yield and its ancillary characters (Kumar et al., 2013). The survey-based study indicates that the replacement of age-old crop varieties along with adjustment of sowing time in the crop sequence may help to improve the yield level as well as to expand the areas in potential regions. This could be attributed to overall improvement in plant vigour leading to better manifestation of yield attributes in niger. In niger, though research information on these aspects are available and very meager, so still a few more technical information are to be found out. Therefore, the present investigation is being carried out to study the response of date of sowing and the varieties on growth and yield of niger.

2. MATERIALS AND METHODS

2.1 Experimental site

To achieve the objectives, a field experiment was conducted under All India Coordinated Research Project (AICRP) on Niger at Regional Research and Technology Transfer Station (OUAT), Semiliguda under Koraput district in Eastern Ghat High Land zone of Odisha during three consecutive *kharif* seasons of 2015, 2016 and 2017. The farm is located in the geographical parallels of 18°42'N latitude, 82°30'E longitude and an altitude of 884.0 m. The region is marked by its warm and humid climate with an average annual rainfall of 1500 mm, most of which is received from middle of June to middle of October.

2.2 Soil Characteristics

The soil samples collected from field were air dried, grounded with mortar pestle and sieved in 2 mm sized mesh [3]. The soil of experimental site was red, sandy to clay loam in texture and acidic in reaction (pH 5.8) with available N (170 kg ha⁻¹), available P (16 kg ha⁻¹) and available K (145 kg ha⁻¹).

2.3 Experimental Design

The experiment consists of six dates of sowing with 15 days interval *viz.* 15th July, 30th July, 14th Aug, 29th Aug, 13th Sept and 28th Sept with two varieties of niger namely Deomali and Utkal Niger-150 (Table 1). The experiment was evaluated in split plot design with three replications for statistical analysis. The niger crop was sown with seed rate of 10 kg ha⁻¹ with a row spacing of 30 cm. The intra-row spacing of 10 cm was maintained by thinning operation. The thinning and weeding operations were carried out on 15 and 21 days after sowing in every year under the experimentation. The recommended dose of fertilizer (40:40:20 NPK kg ha⁻¹) was applied to the crop. Full dose of P, K and half N in form of Diammonium Phosphate (DAP), Muriate of Potash (MOP) and Urea were applied as basal and rest half N was applied after three weeks after sowing. The crop was harvested at

physiological maturity. The periodical biometric and post harvest observations were taken at regular interval.

The weather data (Table 2 to 4) presented in Fig.1 to 5 showed that the rainfall received during crop period was 806.9 mm during 2015. Maximum temperature (Tmax) varied from 27.7 to 29.4 °C and minimum temperature (Tmin) varied from 4.9 to 17.2 °C. The total sunshine hour received during the crop season was 880.5 hours. The maximum relative humidity varied from 85.3% to 95.3%. The weather data (Table 3) showed that the rainfall received during crop period was 1083.3 mm during 2016. The Tmax varied from 26.6 C to 28.1 °C and Tmin varied from 5.9 to 14.4 °C. The total sunshine hours received during the crop season was 115.4 hours. The maximum relative humidity varied from 95.6% to 96.9%. The weather data (Table 4) showed that the rainfall received during crop period was 1166.8 mm during 2017. The Tmax varied from 26.2 C to 28.6 °C and Tmin varied from 11.1 to 20.8 °C. The total Sunshine hour received during the crop season is 834.4 hours. The maximum relative humidity varied from 70.6% to 99.5%.

2.4 Statistical Analysis

The experimental data collected during the crop growth and harvest were analysed statistically following the procedure as described by Gomez and Gomez [4]. Treatment differences were tested at 5% level of significance by F test and using analysis of variance (ANOVA) for making comparison among treatment means for various yield and yield components of niger.

3. RESULTS AND DISCUSSION

3.1 Effect on Growth Parameters

The 15th July sown crop resulted significantly taller plants (225.7 cm) with maximum number of branches plant⁻¹ (7.8) at harvest. Shorter plant height (68.0 cm) with minimum number of branches plant⁻¹ (4.5) were recorded by the last sown crop on 28th September among various dates of sowing. Maximum plant height under 15th July sowing might be assigned due to the reason that the crop did not experience moisture stress at critical stages. The crop was exposed to favourable temperatures and high relative humidity. Delay in sowing times up to 28th September significantly reduces the plant height and number of branches plant⁻¹ in niger. Similar results were also reported by Agarwal et al. [1]; Jagtap et al. [5]; Nayak and Paikaray [9]; Paul et al. [11]; Mili et al. [12]. In case of varieties, Deomali recorded significantly taller plants (157.8 cm) which is 5.95% higher than Utkal Niger-150 (148.4 cm). This may be due to the genetic constituent of variety Deomali. Similar variability in growth parameters among the varieties was also reported by Mishra et al. [7] and Mohan Kumar et al. [8] in niger crop. The interaction effect of date of sowing x variety was found to be non-significant. It indicates that the joint effect of date of sowing and variety is not statistically higher than the sum of both effects individually.

3.2 Days to 50% Flowering and Maturity

Pooled data of 3 years (Table 5) showed a decreasing trend in days to 50% flowering and days to maturity with delay in date of sowing from 15th July to 28th September with an exception of 13th September (50% flowering). Maximum days to 50% flowering and days to maturity were recorded with date of sowing on 15th July (73 and 127 respectively). Minimum days to 50% flowering (42) and days to maturity (90) were recorded on 13th and 28th September respectively. This result was in conformity with the findings of Jagtap et al. [5]. The variation in growth parameters viz., earliness in flowering and maturity among the date of sowing might be due to the influence of environmental factors such as stress or less rainfall condition, temperature, sunshine, rainfall and relative humidity in late sown condition of the crop. In regards to varieties, both the varieties were significantly different with each other. Days to 50% flowering and days to maturity were significantly higher with respect to variety Deomali (55 and 108) as compared to Utkal Niger-150 (54 and 106).

3.3 Effect on Yield Attributes

Pooled data of 3 years (Table 5) revealed that the number of capitula plant⁻¹ and number of seeds capitula⁻¹ varied significantly with different dates of sowing. Both these yield attributes showed a

decreasing trend with delay in date of sowing from 15th July to 28th September. Similar finding was also reported by Ranjit et al., 2012. Date of sowing on 15th July recorded significantly higher number of capitula plant⁻¹ (67.6) and number of seeds capitula⁻¹ (29.5). Minimum number of capitula plant⁻¹ (17.0) and number of seeds capitula⁻¹ (16.5) were observed on last date of sowing on 28th September. Similar results were also reported by Agarwal et al. [1]; Jagtap et al. [5]; Nayak and Paikaray [9]; Paul et al. [11]. In case of varieties both the number of capitula plant⁻¹ and number of seeds capitula⁻¹ were found to be non-significant.

3.4 Seed Yield

The data on influence of date of sowing, variety and their interaction on seed yield is presented in Table 6 and Fig.6. The first date of sowing on 15th July recorded highest seed yield of 519.0 kg ha⁻¹ which was 78% more than that of last date of sowing on 28th September (113.9 kg ha⁻¹) during the year 2015. But during the year 2016, the second date of sowing on 30th July resulted significantly higher seed yield of 716.0 kg ha⁻¹ followed by the first date of sowing on 15th July (671.2 kg ha⁻¹). During the year 2017, the seed yield was noticed to range from 424.9 to 498.4 kg ha⁻¹. However, the pooled data analysis revealed that the first date of sowing on 15th July reported to give significantly highest seed yield of 562.9 kg ha⁻¹ followed by the second date of sowing on 30th July (496.3 kg ha⁻¹). The seed yield of first date of sowing (15th July) was 12 to 77% higher than other dates of sowing up to the last date of sowing (28th September). Such significant reduction in seed yield of niger due to delay in sowing time has also been reported earlier by Singh et al. [13] and Mandal et al. [6]. The variation for seed yield might be due to variation in expression of characters fully in the favourable environmental conditions. The higher yield might be due to optimum temperature in early sown crop which was beneficial for the early establishment of crop and subsequent proper growth, resulting in producing more height, foliage and higher number of seeds per capitula which ultimately resulted in higher yield and full expression of the varietal characters during favourable conditions, which existed during early sown crops. These results were also in conformity with the reports of Mishra et al. [7] in niger and Babalad et al. [2] in soybean. Among the varieties, except during the year 2015, there was no significant difference in seed yield during 2016, 2017 and pooled data analysis. However, Utkal Niger-150 significantly out yielded Deomali with a percent increase of 4% over Deomali.

3.5 Economics

15th July date of sowing recorded significantly higher NMR during the year 2015 and 2017 (Table 7). The mean data showed that the sowing of niger on 15th July recorded highest NMR of Rs.8083 ha⁻¹ and B:C ratio 1.6 followed by 30th July and 14th August with NMR Rs.5414 ha⁻¹ and Rs.4623 ha⁻¹, respectively and B:C ratio 1.3 which was superior over rest of the dates of sowing. The last two dates of sowing (13th and 28th September) of niger showed negative NMR due to much delayed in date of sowing. In case of varieties Utkal Niger-150 recorded significantly higher NMR of Rs. 1390 ha⁻¹ with B:C ratio 1.1.

4. CONCLUSION

Based on the luxurious growth in the first sown crop associated with higher amount of rainfall, sunshine hours and optimum growing condition and yield attributes, seed yield and economic indices, it can be concluded that the most suitable date of sowing niger variety Utkal Niger-150 is 15th July for getting higher seed yield and monetary returns under Eastern Ghat High Land zone of Odisha.

REFERENCES

1. Agarwal KK, Jain KK, Sharma RS and Kashyap ML. Response of winter niger (*Guizotia abyssinica*) to sowing time and fertility levels. Journal of Oilseeds Research. 1996; 13(1): 122-123.
2. Shaikh, M.F., Mirza, I.A.B., & Shaikh, S.N. (2019). Performance of Niger (*Guizotia abyssinica* Lf. Cass) Varieties under Varied Weather Condition of Marathwada Region, Ind. J. Pure App. Biosci. 7(4), 473-477. doi: <http://dx.doi.org/10.18782/2320-7051.7742>

3. Babalad HB, Lingaraju BS, Radder GD. Studies on soybean cultivation during non-traditional rabi/summer under irrigated conditions. *Journal of Oilseeds Research*. 1996; 13(1): 66-69.
4. Brady N. The nature and properties of soils. 10th Edition, Macmillan Publishing Company, Cranbury. 1990.
5. Gomez KA, Gomez AA. *Statistical Procedures for Agricultural Research*. 2nd Edition, John Wiley and Sons, New York. 1984; p. 680.
6. Jagtap PK, Sandipan PB, Patel KM, Patel MC. Effect of sowing date on yield potential of niger crop in rainfed condition. *Plant Archives*. 2014; 14(2): 995-997.
7. Mandal, MRI, Biswas MKP, Raman MM, Khealque MA. Effect of dates of sowing on the yield and yield component of niger. *Bangladesh J Agric Sci*. 1991; 18:153-155.
8. Mishra RC, Pradhan K, Paikray RK, Sahu PK, Panda BS. Seasonal adaptability of niger varieties. *Oil Crops News letr*. 1991; 8: 26-27.
9. Mohan Kumar BN, Basavegowda, Vyakaranahal BS, Deshpande VK, Kenchanagoudar PV. Influence of sowing dates on production of seed yield in niger (*Guizotia abyssinica* Cass.). *Karnataka Journal of Agricultural Sciences*. 2011; 24 (3): 289 -293.
10. Nayak BC, Paikray RC. Effect of time of sowing and plant density on yield of niger. *Journal of Oilseeds Research*. 1991; 8: 254- 258.
11. Indian Institute of Oil Seeds Research, IIOSR. *Oilseeds Statistics - A Compendium*, ICAR-Indian Institute of Oil Seeds Research, Rajendranagar, Hyderabad. 2015; 350-372 <https://krishi.icar.gov.in/jspui/bitstream/123456789/2820/1/COMPENDIUM%20-CONTENTS.pdf>
12. Paul, SR, Suhrawardy J, Guha B. Effect of different dates of sowing on growth and yield of niger under rainfed condition. *Journal of Oilseeds Research*. 1995; 12(1): 123-125.
13. Mili R, Gogoi B, Bora PC. Influence of time of sowing on yield and yield attributes of niger (*Guizotia abyssinica* L.) under rainfed situation of Assam. *Agricultural Science Digest*. 2012; 32(3): 263 – 265.
14. Singh PP, Singh RV, Singh MP, Jain D, Khanddait SL. Effect of sowing dates fertility level and plant density on the growth and seed yield of winter niger (*Guizotia abyssinica* Cass). *Indian Journal of Applied and Pure Biology*. 1990; 5(2):89-92.

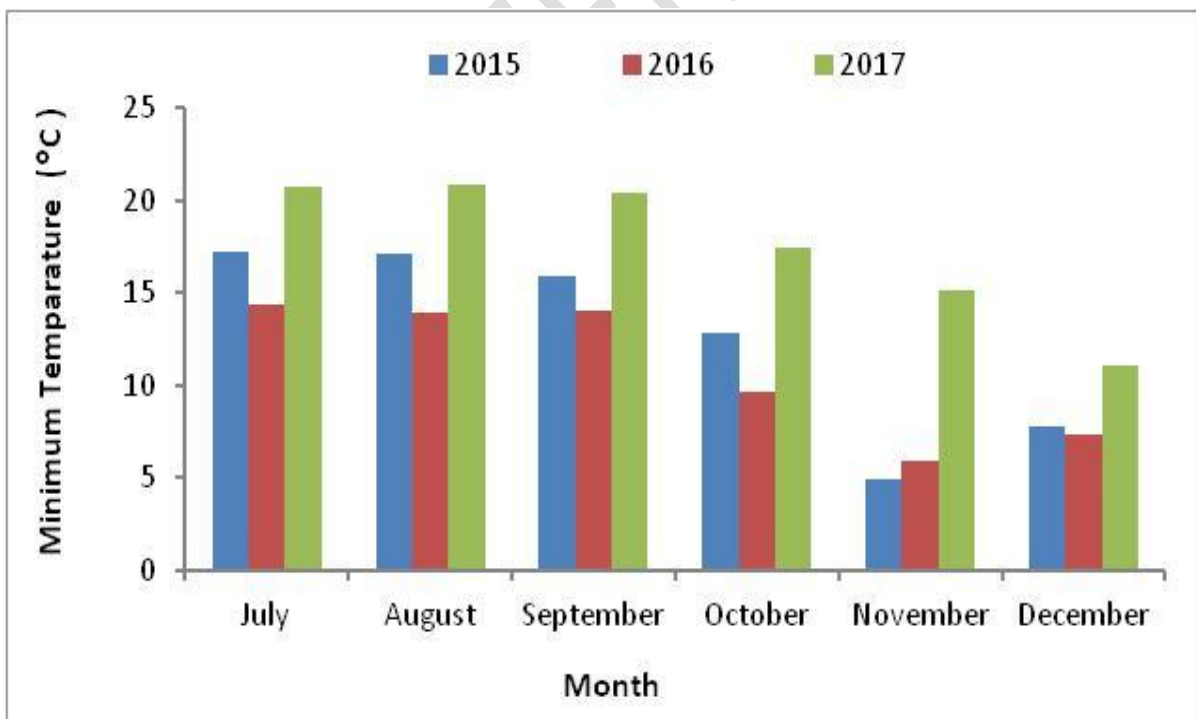


Fig. 1 Monthly minimum temperature (°C) during niger growing periods of three consecutive years 2015-17

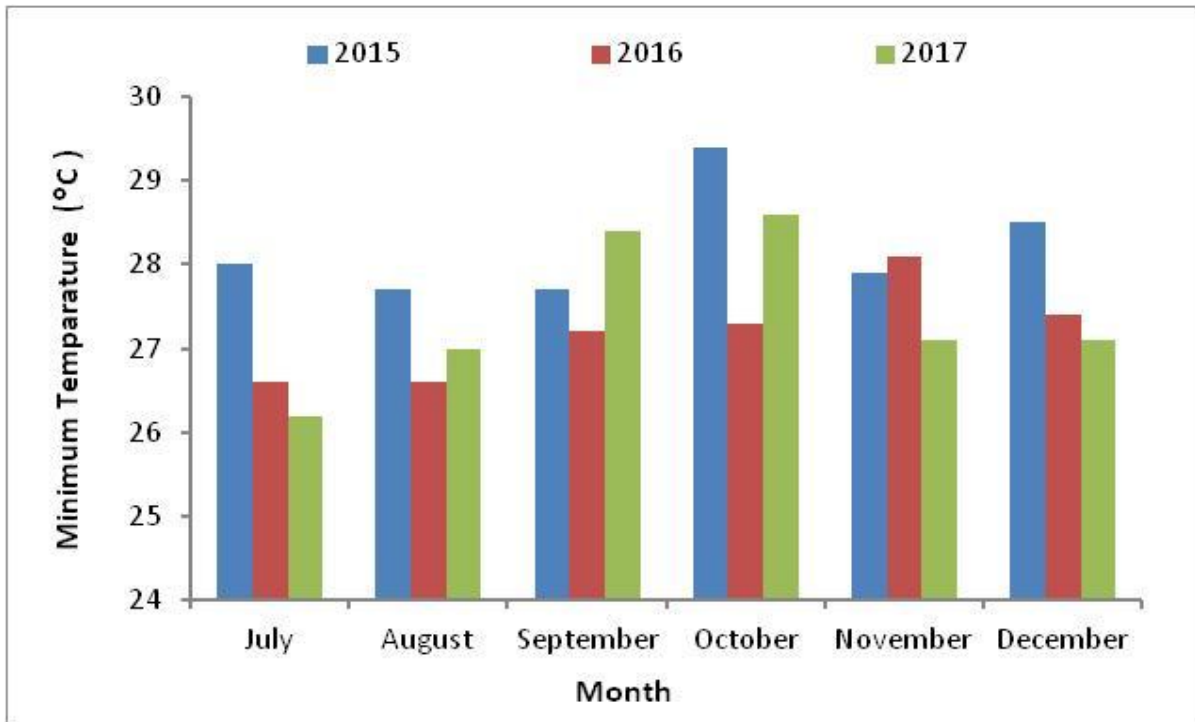


Fig. 2 Monthly maximum temperature (°C) during niger growing periods of three consecutive years 2015-17

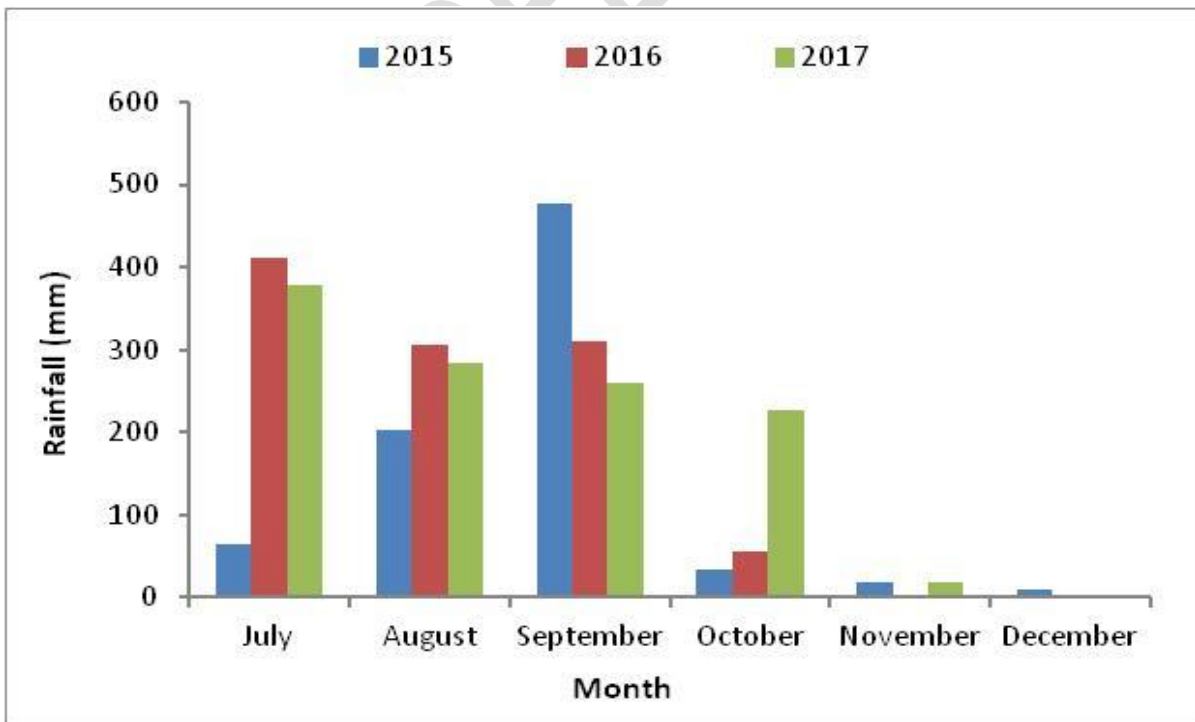


Fig. 3 Monthly rainfall (mm) during niger growing periods of three consecutive years 2015-17

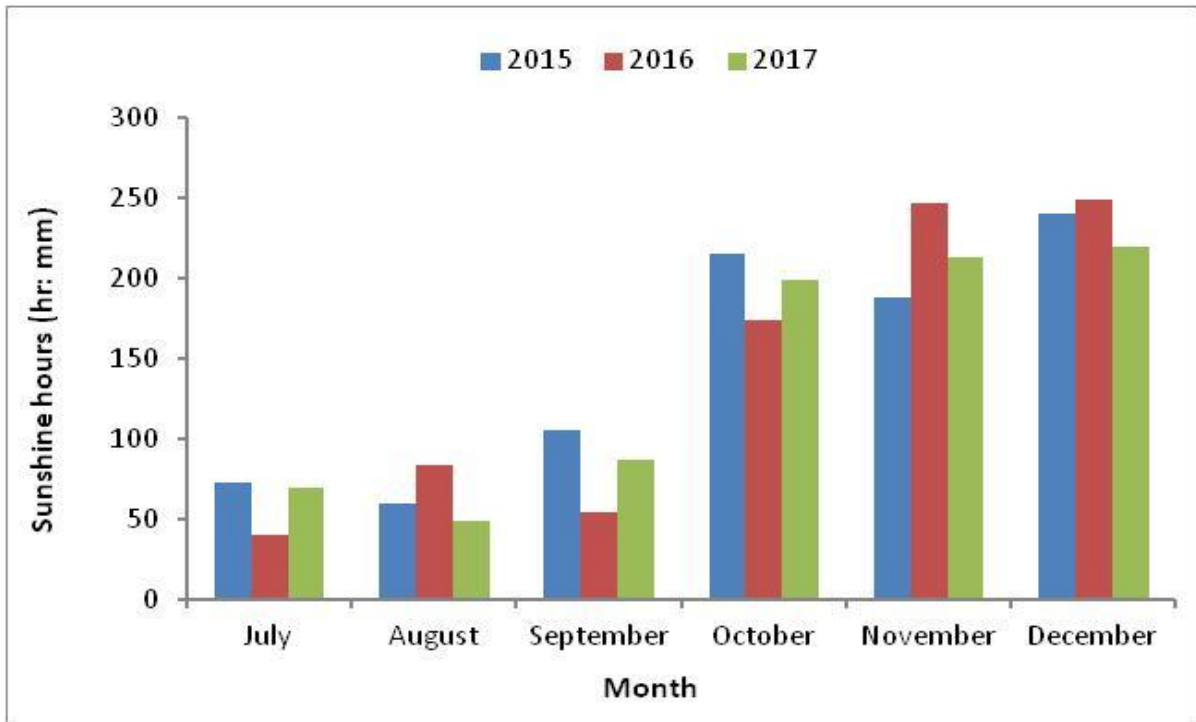


Fig. 4 Monthly sunshine hours (hr: mm) during niger growing periods of three consecutive years 2015-17

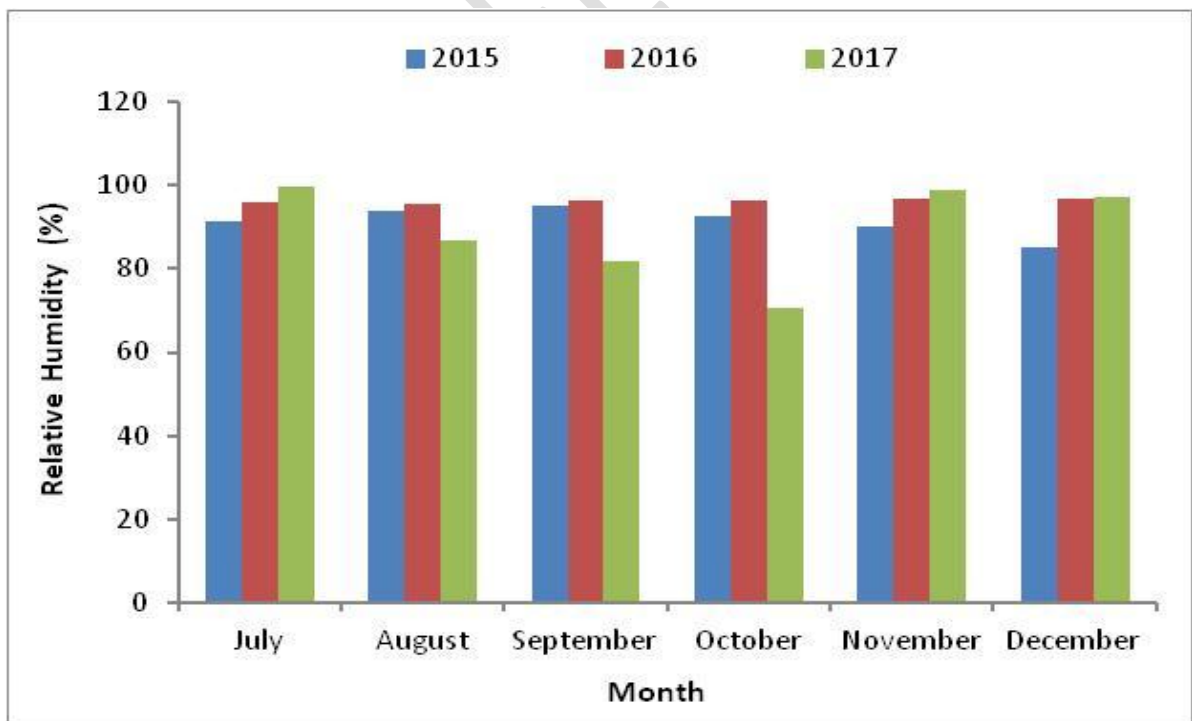


Fig. 5 Monthly relative humidity (%) during niger growing periods of three consecutive years 2015-17

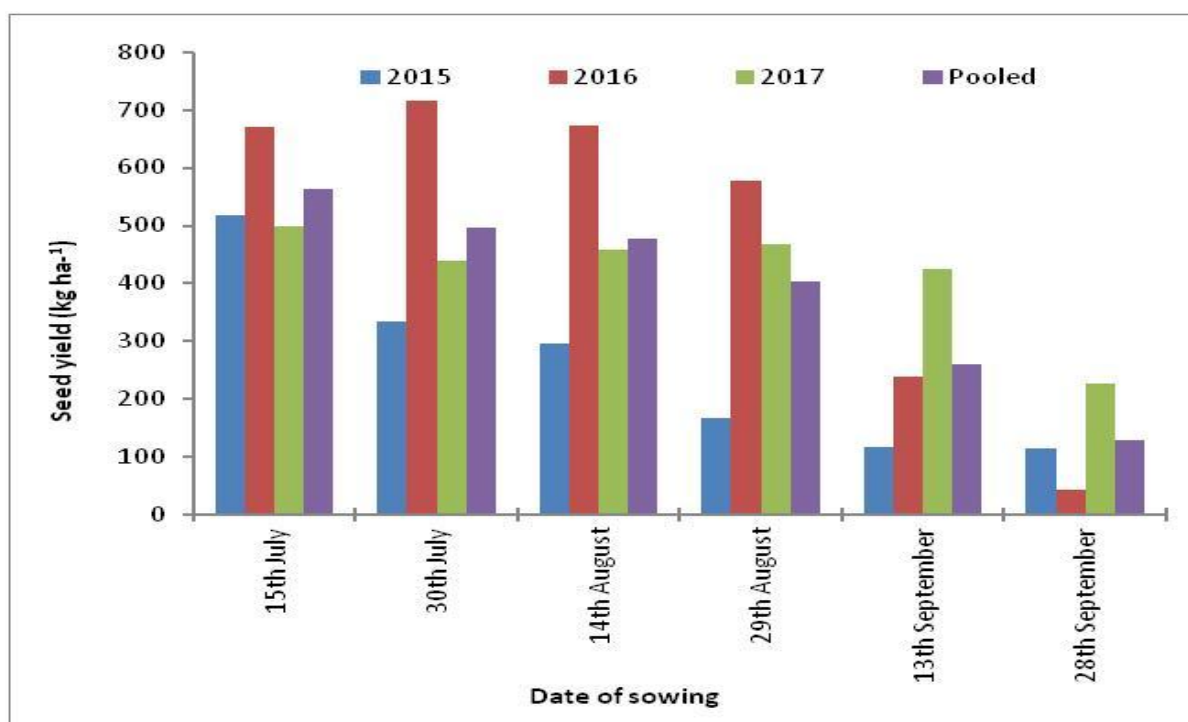


Fig. 6 Influence of date of sowing, variety and their interaction effect on seed yield of niger

Table 1. Rainfall (mm) and dry spell (days) of the experimental station during the crop growth period

Month	Rainfall (mm)			Normal rainfall (mm)	Dry spell (days)		
	2015	2016	2017		2015	2016	2017
July	64.3	410.7	378.7	375.6	21	10	10
August	202.6	305.0	284.5	393.6	18	14	15
September	477.8	310.1	259.6	256.3	19	11	16
October	33.2	55.2	266.0	126.1	30	25	19
November	18.8	3.0	18.0	32.6	30	29	28
December	10.2	0.0	0.0	6.5	30	31	31

Table 2. Meteorological information of Semiliguda centre during crop period growth in 2015

Month	Tmin	Tmax	Rainfall (mm)	Sunshine hours (hr:mm)	Relative Humidity (%)
July	17.2	28.0	64.3	73.0	91.2
August	17.1	27.7	202.6	59.5	94.0
September	15.9	27.7	477.8	105.3	95.3
October	12.8	29.4	33.2	214.4	92.5
November	4.9	27.9	18.8	187.9	90.2
December	7.8	28.5	10.2	240.4	85.3

Note: Tmin= Minimum temperature; Tmax= Maximum temperature; hr= Hour

Table 3. Meteorological information of Semiliguda centre during crop period growth in 2016

Month	Tmin	Tmax	Rainfall (mm)	Sunshine duration (hr:mm)	Relative Humidity (%)
July	14.4	26.6	410.7	40.1	96.1
August	13.9	26.6	305.0	83.5	95.6
September	14.0	27.2	310.1	54.1	96.2
October	9.7	27.3	55.2	173.4	96.4
November	5.9	28.1	3.0	246.0	96.9
December	7.4	27.4	0.0	248.4	96.7

Note: Tmin= Minimum temperature; Tmax= Maximum temperature; hr= Hour

Table 4. Meteorological information of Semiliguda centre during crop growth period in 2017

Month	Tmin	Tmax	Rainfall (mm)	Sunshine duration (hr:mm)	Relative Humidity (%)
July	20.7	26.2	378.7	69.0	99.5
August	20.8	27.0	284.5	48.5	86.9
September	20.4	28.4	259.6	86.7	81.9
October	17.5	28.6	226.0	198.4	70.6
November	15.1	27.1	18.0	212.4	98.8
December	11.1	27.1	0.0	219.4	97.4

Note: Tmin= Minimum temperature; Tmax= Maximum temperature; hr= Hour

Table 5. Growth parameters and yield attributes of niger as influenced by date of sowing and variety (pooled data of 3 years)

Treatment	Plant height (cm)	No. of branches per plant	Days to 50% flowering	Days to maturity	No. of capitula per plant	No. of seeds per capitula
Date of sowing (D)						
15 th July	225.7	7.8	73	127	67.6	29.5
30 th July	202.6	7.0	65	122	58.0	26.0
14 th August	170.3	6.3	55	112	47.3	25.2
29 th August	145.3	5.6	49	99	35.6	21.3
13 th September	106.5	5.3	42	93	30.6	18.8
28 th September	68.0	4.5	43	90	17.0	16.5
SEm (±)	5.8	0.2	0.5	0.5	2.4	1.1
CD (=0.05)	18.4	0.8	1.6	1.5	7.6	3.4
Variety (V)						
Deomali	157.8	6.0	55	108	42.7	23.1
Utkal Niger-150	148.4	6.1	54	106	42.7	22.6
SEm (±)	3.4	0.1	0.3	0.3	0.9	0.5
CD (=0.05)	10.3	0.4	0.9	0.8	2.7	1.4
Interaction (D X V)						
SEm (±)	8.2	0.3	0.7	0.7	2.1	1.1
CD (=0.05)	25.4	0.9	2.1	2.0	6.5	3.4
Interaction (V X D)						
SEm (±)	4.8	0.2	0.4	0.4	1.6	0.8

CD (=0.05)	15.0	0.6	1.3	1.2	5.1	2.4
------------	------	-----	-----	-----	-----	-----

Table 6. Seed yield (kg ha⁻¹) of niger as influenced by date of sowing and variety

Treatment	Seed yield (kg ha ⁻¹)			
	2015	2016	2017	Pooled
Date of sowing (D)				
15 th July	519.0	671.2	498.4	562.9
30 th July	334.1	716.0	438.8	496.3
14 th August	296.8	673.6	459.2	476.5
29 th August	166.7	576.8	467.7	403.7
13 th September	117.2	240.0	424.9	260.7
28 th September	113.9	42.4	227.9	128.1
SEm (±)	7.4	27.7	21.5	18.9
CD (=0.05)	23.3	87.4	67.7	59.5
Variety (V)				
Deomali	241.0	480.0	420.2	380.4
Utkal Niger-150	274.9	493.3	419.0	395.7
SEm (±)	8.3	17.9	11.7	12.6
CD (=0.05)	25.7	55.0	35.9	38.9
Interaction (D X V)				
SEm (±)	20.4	43.7	28.6	30.9
CD (=0.05)	62.9	134.8	88.0	95.2
Interaction (V X D)				
SEm (±)	9.4	24.0	17.0	16.8
CD (=0.05)	29.0	74.6	53.1	52.2

Table 7. Net Monetary Return and Benefit: Cost ratio as influenced by date of sowing and variety

Treatment	2015		2016		2017		Mean	
	NMR (Rs ha ⁻¹)	B:C Ratio	NMR (Rs ha ⁻¹)	B:C Ratio	NMR (Rs ha ⁻¹)	B:C Ratio	NMR (Rs ha ⁻¹)	B:C Ratio
Date of sowing (D)								
15 th July	8697	1.7	9897	1.6	5655	1.4	8083	1.6
30 th July	1300	1.1	11689	1.7	3252	1.2	5414	1.3
14 th August	-192	1.0	9993	1.6	4068	1.3	4623	1.3
29 th August	-5398	0.6	6121	1.4	4410	1.3	1711	1.1
13 th September	-7378	0.4	-7351	0.6	2694	1.2	-4012	0.7
28 th September	-7509	0.4	-15255	0.1	-5184	0.6	-9316	0.4
SEm (±)	156.5	0.02	290.2	0.03	266.4	0.06	237.7	0.04
CD (=0.05)	493.3	0.08	914.3	0.10	839.4	0.19	749.0	0.12
Variety (V)								
Deomali	-2423	0.8	2249	1.1	2507	1.2	778	1.0
Utkal Niger-150	-1070	0.9	2782	1.2	2459	1.2	1390	1.1
SEm (±)	104.1	0.03	157.6	0.02	96.4	0.03	119.4	0.03
CD (=0.05)	320.7	0.08	485.7	0.05	296.9	0.10	367.8	0.08
Interaction (D X V)								
SEm (±)	254.9	0.07	386.1	0.04	236.1	0.08	292.4	0.06
CD (=0.05)	785.6	0.21	1189.6	0.13	727.5	0.25	900.9	0.20
Interaction (V X D)								
SEm (±)	137.9	0.03	230.0	0.03	181.5	0.05	183.1	0.04
CD (=0.05)	428.9	0.10	717.3	0.08	568.4	0.15	571.5	0.11

Note: NMR= Net monetary return; B:C ratio= Benefit - cost ratio