

Review Article

Status and scenario of genome editing tool CRISPR-Cas9 in crop improvement

Abstract

Crop improvement systems have a long history and they had been applied since the commencement of domestication of the first agricultural plants. Since then, innumerable new techniques have and are being advanced to further upsurge the commercial value and yield of crops. The latest crop improvement technique known as genome editing is a method that empowers accurate alteration of the plant genome *via* bashing out unwanted genes or permitting genes to advance novel function. Genome sequencing of many crops and advancement in genome editing methodologies has opened prospects to breed advantageous traits. Innovations in genome editing technologies for instance zinc finger nucleases (ZFNs), transcription activator-like effector nucleases (TALENs) have created it feasible for molecular biologists to target any gene of interest more efficiently. However, these methodologies are time-consuming and pricy as they involve convoluted steps that require protein engineering. Unlike first-generation genome editing tools, CRISPR/Cas9 genome editing entails simple designing and cloning methods, with the same Cas9 being potentially available for application with various guide RNAs targeting multiple sites in the genome. It is more readily accepted in the market commercially. The usage of genome editing has proven to be benefits and plays an encouraging role in future crop improvement endeavors. Therefore, in this review article, we intend to emphasize the advancement and usage of genome editing techniques, in regard, the CRISPR/Cas9 system as a powerful genome editing tool for crop improvement. In addition, the challenges, and prospects of this technology for crop improvement will also be reviewed.

Key words: Crop Improvement, CRISPR-Cas 9, Genome editing, Plant genome

Introduction

CRISPR (Clustered Regularly Interspaced Short Palindromic Repeat) is bacteria immune system by which it can resist against virus attack [1]. When a virus annexes a bacterium the CRISPR DNA of bacteria produces one or two small RNAs called crRNA and tracer RNA. These RNAs bound to Cas proteins and formed complexes that cut the DNA of the invading virus, thus protecting the bacteria from infection [2]. In 2012, a new technique was discovered to exclusively change the DNA sequence of any organism with great ease. This was published in Science, in an article titled “A programmable dual-RNA guided DNA endonuclease”. The two RNAs, crRNA and tracer RNA pair up with Cas9 protein and directed to the target DNA, *via* the complementary base pairing between the crRNA and the target DNA, Cas9 cleaves both the DNA stands [3]. This cleavage happens at extremely specific position that's imposed by the sequence in crRNA molecule. Application of CRISPR-Cas-9 in genome editing in plants is one among the leading promptly promising technologies in bioscience since it's becoming user friendly tool for development of non-transgenic genome editing [4]. CRISPR-Cas-9 is simpler, cost effective, faster, and highly efficient in editing genome even at multiplex level. Gene Knock-Out/ Gene silencing using CRISPR starts with the utilization of one guide RNA (sgRNA) to focus on genes and instruct a double stranded break utilizing the Cas9 endonuclease. Further, DNA-Free Gene Editing with CRISPR are often applied for DNA-free gene editing without the deployment of DNA vectors, necessitating only RNA or protein components. A DNA-free gene editing system is often a straight forward choice to evade the likelihood of detrimental genetic alterations [5]. The CRISPR-induced double-strand break also can be utilized to create a gene “knocking” by exploiting the cells’ homology-directed repair. In CRISPR genome editing technology facilitates gene-splicing where DNA is replaced, deleted, or inserted within the genome of a living organism, and therefore the advent of CRISPR-Cas9 system has further speeded up the acceptance of genetic alterations. Three types of programmable endonucleases are presently being employed for plant genome editing. Zinc finger nucleases, transcription activator-like effector nucleases (TALENs), and CRISPR-Cas9 [6-9]. Zinc finger nucleases are chimeric proteins comprised of a synthetic zinc finger DNA binding domain and a DNA cleavage domain. The zinc finger DNA binding domain can be modified to explicitly target any long stretch of double stranded DNA of interest. Zinc finger nucleases have been employed to edit the genomes of several species, including maize, rice and *Arabidopsis* [10,11].

DNA-free genome editing has been accomplished by means of both protoplast-mediated transformation and particle bombardment. The first profitable report of DNA-free genome editing in plants was reported by Woo *et al.* [12] who transfected CRISPR/Cas9 ribonucleoproteins (RNPs) into protoplasts of *Arabidopsis*, tobacco, lettuce, and rice. Similarly, Malnoy *et al.* [13] created targeted mutations by delivering purified CRISPR/Cas9 RNPs into protoplasts of both grape and apple. An efficient, regenerable systems from protoplast and somatic embryos [14-16] is pre-requisite. Regrettably, this is not available for several agriculturally important higher crop species [17,18], and consequently there has been a quest for other DNA-free genome editing methods. The invention of CRISPR/Cas9 gene editing system has transformed research in animal and plant biology with its effectiveness in genome editing being first exhibited in 2012 in mammalian cells [19]. Unlike ZFNs and TALENs, CRISPR genome editing is more uncomplicated and involves designing a guide RNA (gRNA) of about 20 nucleotides complementary to the DNA stretch within the target gene. The acronym CRISPR, first devised in 2002 by Jansen *et al.* [20] implies to tandem repeats flanked by non-repetitive DNA stretches that were first examined in the downstream of *Escherichia coli* genes [21]. In 2005, these non-repetitive sequences were discovered to be homologous with foreign DNA sequences derived from plasmids and phages. Consequently, the mechanism of homology-dependent cleavage was investigated for genome editing and the technology of CRISPR/Cas9 cleavage 'arrived' as a capable genome editing tool [22,23].

Clustered Regularly Interspaced Palindromic Repeats (CRISPR/Cas9) based genome editing method

The CRISPR cleavage methodology needs (i) a short synthetic gRNA sequence of 20 nucleotides that bind to the target DNA and (ii) Cas9 nuclease enzyme that cleaves 3-4 bases after the protospacer adjacent motif (PAM; generally, 5' NGG). The Cas9 nuclease is composed of two domains, (a) RuvC-like domains and (b) a HNH domain, with each domain cutting one DNA strand. Following the development of the CRISPR cleavage methodology, it has been extensively applied in plant and animal genome editing. Between 2010 and 2018, nearly 5000 articles have been published detailing the use of CRISPR. Implementing a CRISPR project involves simple steps *viz.*, (i) identifying the PAM sequence in the target gene, (ii) synthesizing a single gRNA (sgRNA), (iii) cloning the sgRNA into a suitable binary vector, (iv) introduction

into host species/cell lines transformation tracked by (v) screening and (vi) validation of edited lines. The simple steps engaged in CRISPR/Cas9 mediated genome editing (CMGE) permits even a small laboratory with a fundamental plant transformation set up to carry out genome editing projects (Fig.1 & Fig.2). CRISPR/Cas9 techniques have been employed more comprehensively to edit plant genomes in the last half decade compared to ZFNs/TALENs and are reflective of its ease of application.

Benefits of CRISPR-CAS system

- Modest cost.
- It doesn't involve any protein engineering step.
- The simplicity of the CRISPR nuclease, with only three required components (Cas9 alongside the crRNA and trRNA) makes this technique amenable to adaptation for genome editing.
- The main practical advantage is that the simple multiplexing, which may be used to edit several genes at same time.
- Large genomic deletions or inversions are often accomplished by targeting two extensively spaced cleavage sites on an equivalent chromosome.
- Free software exists to style guide RNA to focus on any preferred gene.

Limitations

- The only limitation today is people's ability to consider creative ways to harness CRISPR.
- It's unclear, for instance, how specific the guide RNAs are for just the genes they're alleged to target.
- There are often significant off-target effects.
- Non-target DNA resembling the guide RNA can become cut, activated, or deactivated.
- Delivery is a huge contest

Application of CRISPR Technique in Crop Improvement

CRISPR/Cas9 method of gene editing has been adopted in nearly 20 crop species so far [24] for various traits including yield improvement, biotic and abiotic stress management. Many of the published articles are deemed as proof-of-concept studies as they describe the application of

CRISPR/Cas9 system by knocking out specific reported genes playing an important role in abiotic or biotic stress tolerant mechanisms. Biotic stress inflicted by pathogenic microorganisms pose severe challenges in the development of disease-resistant crops and account for more than 42% of potential yield loss and contribute to 15% of global failures in food production [25]. CRISPR/Cas9-based genome editing has been employed to increase crop disease resistance and also to improve tolerance to major abiotic stresses like drought and salinity.

Inspiring genetic modifications have been accomplished with CRISPR-Cas9 to augment metabolic pathways, tolerant to biotic (fungal, bacterial, or viral pathogens), or abiotic stresses (cold, drought, salt), improve nutritional content, increase yield, and grain quality, obtain haploid seeds, herbicide resistance, and others (Table 1). Prominent cases include thermo-sensitive genic male sterility in maize [26] and wheat [27], improved nutritional properties in sorghum and wheat [28,29], tolerance or resistance to pathogens [30,31], and resistance to herbicides [32,33].

CRISPR/Cas9-based genome editing has been utilized to extend crop disease resistance and to develop tolerance to major abiotic stresses like drought and salinity. Genome editing with CRISPR-Cas9 is amendable to edit any gene in any plant species (Fig. 1 & Fig. 2). Owing to its ease, effectiveness, low-cost, and therefore the chance to attention on multiple genes, it permits faster genetic modification than other techniques. It can also be employed to develop genetically modify plants that were earlier overlooked. The capability that this signifies for crop breeding and hence the development of sustainable agriculture is incommensurable [34,35].

In potato, CRISPR-Cas9 was accustomed to knockout the gene encoding granule-bound starch synthase (GBSS) in one round of transfection leading to the event of potato plants that produce amylopectin starch, a highly desirable commercial trait [36]. In cucumber CRISPR-Cas9 system was used to inactivate the eukaryotic translation initiation factor gene eIF4E. The resulting non-transgenic homozygotic mutant plants were immune to Cucumber vein yellowing virus (Genus Ipomovirus) and resistant to the potyviruses Zucchini yellow mosaic virus and Papaya ring spot mosaic virus [37]. Engineering genetic resistance to viruses and other pathogens has immense potential to manage diseases that no natural resistance has been detected, like maize lethal necrosis disease and tomato brown rugose fruit virus [38,39,40].

Improving yields and quality of crops using CRISPR technology

Vegetables

Tomato

According to Brooks et al. [41], CRISPR/Cas9 has been employed in tomato as the primary genome editing technique, with applications ranging from gene function analysis to precision plant breeding [42]. CRISPR/Cpf1(Cas12a), a type V member of the CRISPR/Cas genome editing systems, is a new addition to the CRISPR/Cas genome editing systems [43]. The CRISPR/Cpf1 system has gradually been used in a variety of plant species, including tomato. In particular, when compared to a Cas9-based single replicon system, the combination of CRISPR/Cpf1 and geminiviral multireplicons significantly increased (approximately threefold) the homology-directed repair (HDR)-based genome editing efficiency in tomato [44], demonstrating good prospects for CRISPR/Cpf1 in tomato genome editing. When multiplex sgRNAs are used instead of single sgRNAs, the likelihood of significant deletions in tomato mutants created by CRISPR/Cas9 increases [45]. Including an expression cassette for overexpressing the anthocyanin intensification gene *PAP1/MYB75* in a CRISPR/Cas9 construct speeds up the isolation of transgene-free tomato plants that can be easily identified by their colour [46]. Cas9 expression is directed by a fruit-specific promoter (phosphoenolpyruvate carboxylase 2 gene promoter) in a spatiotemporally regulated CRISPR/Cas9 toolkit that confers fruit-specific gene editing in tomato [47]. In 2017, cytidine base editors (CBE) were used for the first time in tomato, efficiently editing the two hormone signaling genes *DELLA* and *ETR1* with a base edition efficiency of 26.2 percent to 53.8 percent [48]. The acetolactate synthase (*ALS*) gene is implicated in the branched-chain amino acid biosynthesis pathway, and a mutation of the Proline-186 residue in tomato *ALS1* can give chlorsulfuron resistance [49]. Chlorsulfuron-resistant tomato plants were successfully generated *via* a CBE-mediated mutation of the tomato *ALS1* gene [50].

Several tomato genes important in development and ripening, fruit yield and quality, and stress responses have been functionally validated utilizing genome editing-mediated targeted mutagenesis since the establishment of several genome editing tools, particularly CRISPR/Cas9, in tomato [51]. The use of CRISPR/Cas9 to re-evaluate tomato transcription factors and cell wall modifying enzymes in fruit ripening underlines the need to re-examine numerous aspects of tomato fruit ripening.

Using CRISPR/Cas9 technology, a group of scientists at Cold Spring Harbor Laboratory (CSHL) precisely engineered the promoter sequence of quantitative genes in tomato [52]. By making small changes within the promoter regions in genes that control quantitative traits like LOCULE NUMBER (control fruit shape and size), FASCINATED (responsible for giant fruit size), COMPOUND INFLORESCENCE (control flower proliferation) and SELF PRUNING (control flowering time and hence growth habit) in tomato, researchers generated a good range of latest alleles that improved fruit shape, size also as plant architecture.

For the first time, genome-edited food generated with CRISPR–Cas9 technology is being marketed on the open market. Sanatech Seed, based in Tokyo, has been selling the Sicilian Rouge tomatoes, which have been genetically modified to contain high levels of γ -aminobutyric acid (GABA), directly to consumers in Japan since September, 2021. GABA, according to the business, can help decrease blood pressure and increase relaxation when taken orally (<https://www.nature.com/articles/d41587-021-00026-2>).

Cereals

Rice

The key quality feature that impacts rice market acceptability is grain appearance. Another key quality aspect is grain chalkiness, which is an unfavorable quality factor that leads to low market acceptability. Grain shape is considered a yield component and plays an important role in determining rice grain quality. In rice various genes responsible for rice grain appearance and quality have been found, and CRISPR/Cas9 technology has the potential to tap into them. Rice was the first crop to use the CRISPR/Cas system [53], and also the first to use current advancements to the system [54,55,56]. According to the recent research reports, various genes as *Gn1a*, which controls the quantity of grains, and *GS3*, which controls grain length, have recently been effectively modified in four rice types [57]. In comparison to the wild type, the transgene-free T₁ plants had longer grain lengths and higher thousand grain weights. Similarly, CRISPR/Cas9-mediated multiplex genome editing was used to target three more key genes, *GW2*, *GW5*, and *TGW6*, which are negative regulators of grain weight. The results showed that genome editing of these genes enhanced grain size and thousand grain weight significantly [58]. For these features, numerous genes have been found, and their interactions and functions have been thoroughly investigated. *Panicle1 (DEP1)* gene within the Indica rice line IR58025B was

edited by Wang et al. [59] where several CRISPR sgRNAs were used to effectively delete the fragments of the dense and erect panicles in rice. Enhancements in yield-related traits, like dense and erect panicles and reduced plant height, were observed within the produced mutant plants.

Wheat

Many negative regulatory genes have been knocked out using CRISPR/Cas9 to increase wheat yields and quality. *GASR7*, for example, is a gibberellin-regulated gene in rice that regulates grain length. Regardless of the varietal background, simultaneous targeting of all three *TaGASR7* homoeologs dramatically increased the thousand kernel weight [60]. Similarly, *GW2*, which encodes a RING-type E3 ligase that regulates rice grain weight, was knocked out to increase wheat grain length and width, and thus grain yields [61]. Shan *et al.* [62] utilized CRISPR/Cas9 strategy in wheat protoplasts for *TaMLO* gene (Mildew resistance locus O). The CRISPR *TaMLO* knockout was also shown to confer resistance to mildew disease caused by *Blumeria graminis* f. sp. *Tritici* (Btg). Wang *et al.* [61] used CRISPR/Cas9 to extend the seed size in wheat. They knocked out the function of all homologs of *TaGW2*, a gene which is understood as negative regulator of seed size. Correspondingly, transgene-free low-gluten wheat has recently been engineered with CRISPR/Cas9. The targeted knockout of the Mildew Locus O (Mlo), conferring resistance to the powdery mildew pathogen, was the first reported use of CRISPR-Cas9 to produce a stably genome edited wheat plant. This was achieved in combination with an earlier gene editing technology, transcription activator-like effector nucleases [63]. Since the first report, CRISPR-Cas9 technology has been used to target wheat genes of agronomical and fundamental scientific interest, such as -gliadin genes to reduce gluten grain content [64], *TaGW2* to increase grain weight [65], *TaZIP4-B2* for meiotic homologous crossover [66], *TaQsd1* for the reduction in postharvest sprouting, *TaMTL* and *CENH3* for haploid plant [67,68]. Furthermore, CRISPR/Cas9-mediated targeted mutation of *TaSBEIIa* resulted in high amylose wheat with considerably higher resistant starch content [69]. As a result, CRISPR/Cas9 can be used to improve wheat yields and quality attributes.

Maize

For dwarf maize breeding, understanding the function of GA biosynthesis genes might be beneficial. In a study, CRISPR/Cas9 technology was used to alter the maize *GA20ox3* gene and

created semidwarf maize seedlings. The dwarf phenotypes were recovered by exogenous gibberellin, demonstrating that the mutants were gibberellin deficient [70].

Zhu *et al.* [71] exhibited gene editing during *PSY1* is involved in carotenoid biosynthesis and its mutant (*psy1*) leads to white kernels and albino seedlings. Among fifty-two T₀ lines achieved by *Agrobacterium*-mediated transformation, seven lines were reported to hold the *psy1* knockout trait and everyone seven lines were deep sequenced to know the sort of variation and to gauge the mutation efficiency.

Lines A and B of Fast-Flowering Mini-Maize (FFMM) were recently developed as an open-source tool for maize research, reducing space requirements and generation time. Neither FFMM line was capable of genetic transformation using traditional methods, which was a need for its status as a comprehensive toolset for public maize genetic research. Recently, McCaw *et al.* [72] effectively introduced the CRISPR-Cas9 reagents into immature embryos using an *Agrobacterium*-mediated conventional transformation approach and created transgenic and mutant lines with the expected mutant phenotypes and genotypes of maize.

Oilseed crop

Soybean

In 2011, genome editing technique induced heritable mutations in two homologous DICER-LIKE genes, *DCLAa* and *DCLAb*, in the first case of genome editing in soybean [73]. Further this technology was first applied in soybean to develop a high oleic acid soybean variety by mutating two fatty acid desaturase genes *i.e.*, *FAD2-1A* and *FAD2-1B* [74]. CRISPR/Cas technology was applied in soybean by different research groups to evaluate mutation efficiency in different [75-79]. Further, the effectiveness of TALENs and CRISPR/Cas9 in altering two phytoene desaturase genes (*GmPDS11* and *GmPDS18*) in hairy roots was evaluated by Du *et al.* [80]. CRISPR/Cas9 was substantially found more effective than TALENs at targeting two alleles at the same time. Subsequently, investigation on a variety of GmU6 promoters in soybean hairy roots and *Arabidopsis thaliana* to find the best ones for driving sgRNA expression, and discovered that the GmU6-8 and GmU6-10 promoters had the most activity, resulting in improved editing efficiency [81].

Cai *et al.* [82] applied the CRISPR-Cas9 system to induce mutations on *GmFT2a*, an integrator within the soybean. The developed soybean plants demonstrated late flowering, leading to increased vegetative size. The mutation was also found to be stably inherited within the subsequent generation. CRISPR/Cas9 technology has also enhanced soybean seed oil profile [83], disagreeable beany flavour of soybean seed product [84], and isoflavone content and resistance to soybean mosaic virus [85]. The experiments mentioned above showed that genome editing technology has a lot of potential for improving soybeans.

Horticultural crops

Banana

Genome editing approaches are reported in banana crop by several researchers. Kaur *et al.* [86] studied that carotenoid play a crucial role in many physiological processes in plants and therefore the phytoene desaturase genes encode important enzymes within the carotenoid biosynthesis pathway. Phytoene desaturase genes, *RAS-PDS1* and *RAS-PDS2* were just mutated by the appliance of CRISPR/Cas9 with a 59% success rate in bananas. The generation of ethylene, which is the first component examined when creating postharvest preservation technology, is intimately tied to the shelf life of bananas. Reduced endogenous ethylene production or ethylene signal transduction impairment caused by genetic alteration could be highly effective strategies for delaying the ripening process [87]. In a recent study conducted on this aspect, researchers developed multiple *MaACO1*-disrupted plants with distinct editing patterns using the CRISPR/Cas9 technology. Under natural ripening circumstances, the mutant fruits had lower ethylene synthesis and a longer shelf life. Furthermore, *MaACO1*-deficient fruit was responsive to ethephon and ripened normally after treatment with ethephon. Furthermore, the *MaACO1*-disrupted line's vegetative growth, lifespan, and fruit quality were equivalent to wild-type plants, with the exception of somewhat decreased height and yield. These findings show that *MaACO1* is an excellent target for employing the CRISPR/Cas9-mediated editing technique to create fruit with an extended shelf life. By extending the shelf life of banana fruit, newly developed germplasm would considerably reduce postharvest losses and boost the economic value of the banana sector [88]. CRISPR/Cas9 technology can also be used to generate disease-resistant variants. Recently, Tripathi *et al.* [89] summarized the reports available on CRISPR/Cas9 based genome editing in banana.

Cassava

Odipto *et al.* [90] applied CRISPR/Cas9 technology, to generate MePDS mutants in cassava, which exhibited albino or partial albino at cotyledonary-stage somatic embryos. This phenotype was observed in over 95% of the mutant cassava. More importantly, the somatic embryo lines successfully produced plantlets with the mutations (22-47% success rate).

Cassava brown streak disease (CBSD) is a serious constraint on cassava yields in East and Central Africa, and it affects production in West Africa. Cassava brown streak virus (CBSV) and Ugandan cassava brown streak virus (UCBSV) are two positive-sense RNA viruses in the family Potyviridae, genus Ipomovirus, that cause CBSD. The interaction of viral genome-linked protein (VPg) with host eukaryotic translation initiation factor 4E (eIF4E) isoforms is required for diseases caused by the Potyviridae family. In a recent experiment conducted by Gomez *et al.* [91] on cassava cultivar 60444, CRISPR/Cas9-mediated genome editing was used to create *ncbp-1*, *ncbp-2*, and *ncbp-1/ncbp-2* mutants. When challenged with CBSV, *ncbp-1/ncbp-2* mutants demonstrated delayed and attenuated CBSD aerial symptoms, as well as reduced storage root necrosis severity and occurrence. In comparison to wild-type controls, lower viral titre in storage roots was associated with suppressed disease symptoms. Genome editing results in this study showed that it is possible to change numerous genes in cassava at the same time to acquire CBSD tolerance.

Prospects of CRISPR-Cas9

- Future identification of an appropriate delivery method is needed. Because of large size of the CRISPR/Cas9 system it is not suitable for packing into viral vectors. Small sized CRISPR system will be helpful for crop improvement.
- Simple reprogramming of CRISPR-Cas constructs to focus on particular genes of interest will greatly enhance the efficiency with which this will be accomplished.
- Optimise the spread of CRISPR-Cas in additional realistic microbial communities and to know the risks related to this technology. Introducing CRISPR-Cas-based antimicrobials may have unwanted knock-on effects: If a strain is removed from a population, or its growth or metabolism is affected by removal of a particular plasmid, this may allow other, potentially more clinically problematic species to outgrow it.

- Upon development of a CRISPR-Cas system to remove AMR genes from environmental bacterial communities, the use of this technology would face a number of legislative and social issues. Exercising caution and fully assessing the risks when releasing or using gene-editing systems in the environment is essential. It has been suggested that there is a need for updated nongovernmental guidelines on the release of CRISPR-Cas and other gene-editing constructs that can be used to modify the genetic material of environmental populations, as well as a need for national and international bodies to develop guidance and legislation around the use of this new technology.
- In addition to technical guidelines, community engagement is important, both to receive advice on best practices and gauge public and stakeholder support for the use of such technologies.
- To overcome the off targeting of CRISPR technique, now use of CRISPR technique with Cas-clover is getting employed. As such, Cas-CLOVER™ is a novel gene-editing technology, which differs from traditional single-guided Cas9 and dual-guided Cas9-nickase methods, as it is a truly dimeric system. Cas-CLOVER demonstrates high fidelity with no detectable off-targets while maintaining robust editing efficiency.

Conclusion

To have a greater impact on agriculture in tropical areas, further efforts are required to optimize the CRISPR/Cas9 protocols for designing it more user-friendly and freely accessible for research and practical applications. With the emerging application of CRISPR we will find an alternate to transgenic technique and optimistically stop the moral issues regarding transgenic crops. The obstacle regarding off-targeting is often overcome by new emerging CRISPR Cas-clover techniques. In India, CRISPR remains an upscale technique to adopt but still its use can give us great achievements in crop improvement.

References

1. Rath D, Amlinger L, Rath A, Lundgren M (2015) The CRISPR-Cas immune system: Biology, mechanisms and applications. *Biochimie*, 117: 119-128.

2. Loureiro, A., da Silva, G. J. (2019). CRISPR-Cas: Converting A Bacterial Defence Mechanism into A State-of-the-Art Genetic Manipulation Tool. *Antibiotics* (Basel, Switzerland), 8(1), 18. <https://doi.org/10.3390/antibiotics8010018>.
3. Hsu, P. D., Lander, E. S., Zhang, F. (2014). Development and applications of CRISPR-Cas9 for genome engineering. *Cell*, 157(6), 1262–1278. <https://doi.org/10.1016/j.cell.2014.05.010>.
4. Zhu, H., Li, C. & Gao, C. Applications of CRISPR–Cas in agriculture and plant biotechnology. *Nat Rev Mol Cell Biol* **21**, 661–677 (2020). <https://doi.org/10.1038/s41580-020-00288-9>.
5. Lino, C. A., Harper, J. C., Carney, J. P., Timlin, J. A. (2018). Delivering CRISPR: a review of the challenges and approaches. *Drug delivery*, 25(1), 1234–1257. <https://doi.org/10.1080/10717544.2018.1474964>
6. Malzahn, A., Lowder, L., & Qi, Y. (2017). Plant genome editing with TALEN and CRISPR. *Cell & bioscience*, 7(1), 1-18.
7. Shah, T., Andleeb, T., Lateef, S., Noor, M. A. (2018). Genome editing in plants: advancing crop transformation and overview of tools. *Plant Physiol. Biochem.* 131, 12–21.
8. Zhang, Y., Li, D., Zhang, D., Zhao, X., Cao, X., Dong, L., *et al.* (2018a). Analysis of the functions of TaGW2 homoeologs in wheat grain weight and protein content traits. *Plant J.* 94, 857–866.
9. Bao A, Burritt DJ, Chen H, Zhou X, Cao D, Tran LP. (2019) The CRISPR/Cas9 system and its applications in crop genome editing. *Crit Rev Biotechnol.* 2019; 39(3):321-336.
10. Shukla, V. K., Doyon, Y., Miller, J. C., Dekelver, R. C., Moehle, E. A., Worden, S. E., *et al.* (2009). Precise genome modification in the crop species *Zea mays* using zinc-finger nucleases. *Nature* 459, 437–441.
11. Gallego-Bartolome, J., Liu, W., Kuo, P. H., Feng, S., Ghoshal, B., Gardiner, J., *et al.* (2019). Co-targeting RNA polymerases IV and V promotes efficient de novo DNA methylation in *Arabidopsis*. *Cell.* 176, 1068–1082.

12. Woo, J. W., Kim, J., Kwon, S. I., Corvalán, C., Cho, S. W., Kim, H. & Kim, J. S. (2015). DNA-free genome editing in plants with preassembled CRISPR-Cas9 ribonucleoproteins. *Nature biotechnology*, 33(11), 1162-1164.
13. Malnoy M, Viola R, Jung MH, Koo OJ, Kim S, Kim JS, *et al.* DNA-free genetically edited grapevine and apple protoplast using CRISPR/Cas9 ribonucleoproteins. *Front Plant Sci.* 2016; 7:1904.
14. Patidar SL, Tripathi MK, Tiwari G, Patel RP, Ahuja A. Standardization of an efficient and reproducible embryogenic cell suspension culture protocol for production of secondary metabolites in *Plumbago zeylanica* Linn. *Ecol. Environ. Conserv.* 2017; 23:373–380.
15. Bele D, Mishra N, Tiwari S, Tripathi MK, Tiwari G. Massive *in vitro* cloning of sandalwood (*Santalum album* linn.) via cultured nodal segments. *Current Journal of Applied Science and Biotechnology*; 2019; 33(1):1-14.
16. Tripathi MK, Tripathi N, Tiwari S, Tiwari G, Mishra N, Bele D, Patel R.P, Sapre, S, Tiwari S. Optimization of different factors for initiation of somatic embryogenesis in suspension cultures in sandalwood (*Santalum album* L.). *Horticulturae*. 2021;7(5): 118.
17. Adlak T, Tiwari S, Tripathi MK, Gupta N, Sahu VK, Bhawar PC, Kandalkar VS. Biotechnology: An advanced tool for crop improvement. *Current Journal of Applied Science and Technology*. 2019;33(1):1-11.
18. Tripathi MK, Mishra N, Tiwari S, Singh S, Shyam C, Ahuja A. Plant tissue culture technology: sustainable option for mining high value pharmaceutical compounds. *International Journal of Current Microbiology and Applied Sciences*. 2019; 8(2):102-110.
19. Jinek, M., Chylinski, K., Fonfara, I., Hauer, M., Doudna, J. A., and Charpentier, E. (2012). A programmable dual-RNA-guided DNA endonuclease in adaptive bacterial immunity. *Science* 337, 816–821.
20. Jansen, R., Embden, J. D. V., Gaastra, W., and Schouls, L. M. (2002). Identification of genes that are associated with DNA repeats in prokaryotes. *Mol. Microbiol.* 43, 1565–1575.

21. Ishino, Y., Shinagawa, H., Makino, K., Amemura, M., and Nakata, A. (1987). Nucleotide sequence of the IAP gene, responsible for alkaline phosphatase isozyme conversion in *Escherichia coli*, and identification of the gene product. *J. Bacteriol.* 169, 5429–5433.
22. Mojica, F. J., Diez-Villasenor, C., Garcia-Martinez, J., and Soria, E. (2005). Intervening sequences of regularly spaced prokaryotic repeats derive from foreign genetic elements. *J. Mol. Evol.* 60, 174–182.
23. Liu, X., Wu, S., Xu, J., Sui, C., and Wei, J. (2017). Application of CRISPR/Cas9 in plant biology. *Acta Pharm. Sin. B* 7, 292–302.
24. Ricroch, A., Clairand, P., and Harwood, W. (2017). Use of CRISPR systems in plant genome editing: toward new opportunities in agriculture. *Emerg. Top. Life Sci.* 1, 169–182.
25. Oerke, E. C. (2005). Crop losses to pests. *J. Agric. Sci.* 144, 31–43.
26. Li, J., Zhang, H., Si, X., Tian, Y., Chen, K., Liu, J., *et al.* (2017). Generation of thermosensitive male-sterile maize by targeted knockout of the ZmTMS5 gene. *J. Genet. Genomics* 44, 465–468.
27. Okada, A., Arndell, T., Borisjuk, N., Sharma, N., Watson-Haigh, N. S., Tucker, E. J. & Whitford, R. (2019). CRISPR/Cas9-mediated knockout of Ms1 enables the rapid generation of male-sterile hexaploid wheat lines for use in hybrid seed production. *Plant biotechnology journal*, 17(10), 1905-1913.
28. Li, A., Jia, S., Yobi, A., Ge, Z., Sato, S. J., Zhang, C., *et al.* (2018a). Editing of an Alpha-Kafirin gene family increases digestibility and protein quality in Sorghum. *Plant Physiol.* 177, 1425–1438.
29. Zhang, Y., Massel, K., Godwin, I. D., Gao, C. (2018b). Applications and potential of genome editing in crop improvement. *Genome Biol.* 19, 210.
30. Zhang, Y., Bai, Y., Wu, G., Zou, S., Chen, Y., Gao, C., *et al.* (2017b). Simultaneous modification of three homoeologs of TaEDR1 by genome editing enhances powdery mildew resistance in wheat. *Plant J.* 91, 714–724.

31. Pyott, D. E., Sheehan, E., Molnar, A. (2016). Engineering of CRISPR/Cas9-mediated potyvirus resistance in transgene-free *Arabidopsis* plants. *Mol. Plant Pathol.* 17, 1276–1288.
32. Endo, M., Mikami, M., Toki, S. (2016). Biallelic gene targeting in rice. *Plant Physiol.* 170, 667–677.
33. Sun, Y., Zhang, X., Wu, C., He, Y., Ma, Y., Hou, H., *et al.* (2016). Engineering Herbicide-resistant rice plants through CRISPR/Cas9-mediated homologous recombination of Acetolactate synthase. *Mol. Plant* 9, 628–631.
34. Cong, L., Ran, F. A., Cox, D., Lin, S., Barretto, R., Habib, N., *et al.* (2013). Multiplex genome engineering using CRISPR/Cas systems. *Science* 339, 819–823.
35. Mali, P., Aach, J., Stranges, P. B., Esvelt, K. M., Moosburner, M., Kosuri, S., *et al.* (2013). CAS9 transcriptional activators for target specificity screening and paired nickases for cooperative genome engineering. *Nat. Biotechnol.* 31, 833–838.
36. Andersson, M., Turesson, H., Nicolia, A., Falt, A. S., Samuelsson, M., Hofvander, P. (2017). Efficient targeted multiallelic mutagenesis in tetraploid potato (*Solanum tuberosum*) by transient CRISPR-Cas9 expression in protoplasts. *Plant Cell Rep.* 36, 117–128.
37. Chandrasekaran, J., Brumin, M., Wolf, D., Leibman, D., Klap, C., Pearlsman, M., *et al.* (2016). Development of broad virus resistance in non-transgenic cucumber using CRISPR/Cas9 technology. *Mol. Plant Pathol.* 17, 1140–1153.
38. Luria, N., Smith, E., Reingold, V., Bekelman, I., Lapidot, M., Levin, I., *et al.* (2017). A new Israeli tobamovirus isolate infects tomato plants harboring Tm-22 resistance genes. *PloS One* 12, e0170429.
39. Garcia-Ruiz, H. (2018). Susceptibility genes to plant viruses. *Viruses* 10, 484.
40. Wamaitha, M. J., Nigam, D., Maina, S., Stomeo, F., Wangai, A., Njuguna, J. N., *et al.* (2018). Metagenomic analysis of viruses associated with maize lethal necrosis in Kenya. *Viol. J.* 15, 90.
41. Brooks, C., Nekrasov, V., Lippman, Z. B., and Van Eck, J. (2014). Efficient gene editing in tomato in the first generation using the clustered regularly interspaced short palindromic repeats/CRISPR-associated9 system. *Plant Physiol.* 166, 1292–1297. doi: 10.1104/pp.114.247577.

42. Wang, T., Zhang, H. & Zhu, H. CRISPR technology is revolutionizing the improvement of tomato and other fruit crops. *Hortic Res* 6, 77 (2019). <https://doi.org/10.1038/s41438-019-0159-x>.
43. Makarova, K. S., & Koonin, E. V. (2015). Annotation and Classification of CRISPR-Cas Systems. *Methods in molecular biology* (Clifton, N.J.), 1311, 47–75. https://doi.org/10.1007/978-1-4939-2687-9_4.
44. Vu, T.V., Sivankalyani, V., Kim, E.J., Doan, D.T.H., Tran, M.T., Kim, J., et al. (2020) Highly efficient homology-directed repair using CRISPR/Cpf1-geminiviral replicon in tomato. *Plant Biotechnol. J.* 18: 2133–2143.
45. Martínez, M.I.S.; Bracuto, V.; Koseoglou, E.; Appiano, M.; Jacobsen, E.; Visser, R.G.; Wolters, A.-M.A.; Bai, Y. CRISPR/Cas9-targeted mutagenesis of the tomato susceptibility gene PMR4 for resistance against powdery mildew. *BMC Plant Biol.* 2020, 20, 284.
46. Hu, T.; Wang, Y.; Wang, Q.; Dang, N.; Wang, L.; Liu, C.; Zhu, J.; Zhan, X. The tomato 2-oxoglutarate-dependent dioxygenase gene SIF3HL is critical for chilling stress tolerance. *Hortic. Res.* 2019, 6, 1–12.
47. Feder, A., Jensen, S., Wang, A., Courtney, L., Middleton, L., Van Eck, J., et al. (2020). Tomato fruit as a model for tissue-specific gene silencing in crop plants. *Hortic. Res.* 7:142. doi: 10.1038/s41438-020-00363-4.
48. Shimatani, Z.; Kashojiya, S.; Takayama, M.; Terada, R.; Arazoe, T.; Ishii, H.; Teramura, H.; Yamamoto, T.; Komatsu, H.; Miura, K. Targeted base editing in rice and tomato using a CRISPR-Cas9 cytidine deaminase fusion. *Nat. Biotechnol.* 2017, 35, 441–443.
49. Yu, S., Ligang, C., Liping, Z., and Diqiu, Y. (2010). Overexpression of OsWRKY72 gene interferes in the abscisic acid signal and auxin transport pathway of Arabidopsis. *J. Biosci.* 35, 459–471. doi: 10.1007/s12038-010-0051-1.
50. Veillet, F.; Perrot, L.; Chauvin, L.; Kermarrec, M.-P.; Guyon-Debast, A.; Chauvin, J.-E.; Nogué, F.; Mazier, M. Transgene-free genome editing in tomato and potato plants using agrobacterium-mediated delivery of a CRISPR/Cas9 cytidine base editor. *Int. J. Mol. Sci.* 2019, 20, 402.
51. Xu, X.-X.; Hu, Q.; Yang, W.-N.; Jin, Y. The roles of cell wall invertase inhibitor in regulating chilling tolerance in tomato. *BMC Plant Biol.* 2017, 17, 195.

52. Rodríguez-Leal, D., Lemmon, Z. H., Man, J., Bartlett, M. E., & Lippman, Z. B. (2017). Engineering quantitative trait variation for crop improvement by genome editing. *Cell*, *171*(2), 470-480.
53. Shan Q, Wang Y, Li J, Zhang Y, Chen K, Liang Z, Zhang K, Liu J, Xi JJ, Qiu JL, Gao C (2013) Targeted genome modification of crop plants using a CRISPR-Cas system. *Nat Biotechnol* 31(8):686–688.
54. Zong Y, Wang Y, Li C, Zhang R, Chen K, Ran Y, Qiu JL, Wang D, Gao C (2017) Precise base editing in rice, wheat and maize with a Cas9-cytidine deaminase fusion. *Nat Biotechnol* 35(5):438–440.
55. Li C, Zong Y, Wang Y, Jin S, Zhang D, Song Q, Zhang R, Gao C (2018) Expanded base editing in rice and wheat using a Cas9-adenosine deaminase fusion. *Genome Biol* 19(1):59
56. Endo M, Mikami M, Endo A, Kaya H, Itoh T, Nishimasu H, Nureki O, Toki S (2019) Genome editing in plants by engineered CRISPR-Cas9 recognizing NG PAM. *Nat Plants* 5(1):14–17
57. Shen, C.; Que, Z.; Xia, Y.; Tang, N.; Li, D.; He, R.; Cao, M. Knock out of the annexin gene *OsAnn3* via CRISPR/Cas9-mediated genome editing decreased cold tolerance in rice. *J. Plant Biol.* 2017, 60, 539–547.
58. Xu, R., Yang, Y., Qin, R., Li, H., Qiu, C., Li, L. & Yang, J. (2016). Rapid improvement of grain weight via highly efficient CRISPR/Cas9-mediated multiplex genome editing in rice. *Journal of Genetics and Genomics= Yi chuanxue bao*, 43(8), 529-532.
59. Wang, Y., Geng, L., Yuan, M., Wei, J., Jin, C., Li, M., Yu, K., Zhang, Y., Jin, H., Wang, E., Chai, Z., Fu, X., & Li, X. (2017). Deletion of a target gene in Indica rice via CRISPR/Cas9. *Plant cell reports*, 36(8), 1333–1343.
60. Zhang, Y., Liang, Z., Zong, Y., Wang, Y., Liu, J., Chen, K., Qiu, J.L., and Gao, C. (2016). Efficient and transgene-free genome editing in wheat through transient expression of CRISPR/Cas9 DNA or RNA. *Nat. Commun.* 7:12617.
61. Wang, W., Simmonds, J., Pan, Q. et al. Gene editing and mutagenesis reveal inter-cultivar differences and additivity in the contribution of *TaGW2* homoeologues to grain size and weight in wheat. *Theor Appl Genet* 131, 2463–2475 (2018). <https://doi.org/10.1007/s00122-018-3166-7>

62. Shan, Q., Wang, Y., Li, J., and Gao, C. (2014). Genome editing in rice and wheat using the CRISPR/Cas system. *Nat. Protoc.* 9, 2395–2410.
63. Wang Y., Cheng X., Shan Q., Zhang Y., Liu J., Gao C., *et al.* . (2014). Simultaneous editing of three homoeoalleles in hexaploid bread wheat confers heritable resistance to powdery mildew. *Nat. Biotechnol.* 32, 947–951.
64. León SS, Gil-Humanes J, Ozuna CV, Giménez MJ, Sousa C, Voytas DF, *et al.* Low-gluten, nontransgenic wheat engineered with CRISPR/Cas9. *Plant Biotechnol J.* (2018) 16:902–10. doi: 10.1111/pbi.12837
65. Li C, Zong Y, Wang Y, Jin S, Zhang D, Song Q, Zhang R, Gao C (2018) Expanded base editing in rice and wheat using a Cas9-adenosine deaminase fusion. *Genome Biol* 19:59. <https://doi.org/10.1186/s13059-018-1443-z>
66. Rey, M.-D., Martín, A. C., Smedley, M., Hayta, S., Harwood, W., Shaw, P., & Moore, G. (2018). Magnesium increases homoeologous crossover frequency during meiosis in ZIP4 (Ph1 gene) mutant wheat-wild relative hybrids. *Frontiers in Plant Science*, 9, 509– 509. doi: 10.3389/fpls.2018.00509.
67. Liu, H., Wang, K., Jia, Z., Gong, Q., Lin, Z., Du, L., Ye, X. (2019). Efficient induction of haploid plants in wheat by editing of TaMTL using an optimized Agrobacterium-mediated CRISPR system. *Journal of Experimental Botany*, 71(4), 1337– 1349. doi: 10.1093/jxb/erz529.
68. Lv, J., Yu, K., Wei, J., Gui, H., Liu, C., Liang, D., Kelliher, T. (2020). Generation of paternal haploids in wheat by genome editing of the centromeric histone CENH3. *Nature Biotechnology*, 38, 1397– 1401. doi: 10.1038/s41587-020-0728-4.
69. Li, J., Jiao, G., Sun, Y., Chen, J., Zhong, Y., Yan, L., Jiang, D., Ma, Y., and Xia, L. (2020b). Modification of starch composition, structure and properties through editing of TaSBEIIa in both winter and spring wheat varieties by CRISPR/Cas9. *Plant Biotechnol. J.* 19:937–951. <https://doi.org/10.1111/pbi.13519>.
70. Zhang J, Zhang X, Chen R, Yang L, Fan K, Liu Y, Wang G, Ren Z, Liu Y (2020) Generation of Transgene-Free Semidwarf Maize Plants by Gene Editing of Gibberellin-Oxidase20-3 Using CRISPR/Cas9. *Frontiers in Plant Science*. 11:1048. DOI 10.3389/fpls.2020.01048.

71. Zhu, J., Song, N., Sun, S., Yang, W., Zhao, H., Song, W., & Lai, J. (2016). Efficiency and inheritance of targeted mutagenesis in maize using CRISPR-Cas9. *Journal of Genetics and Genomics*, 43(1), 25-36.
72. McCaw Morgan E., Lee Keunsub, Kang Minjeong, Zobrist Jacob D., Azanu Mercy K., Birchler James A., Wang Kan (2021) Development of a Transformable Fast-Flowering Mini-Maize as a Tool for Maize Gene Editing. *Frontiers in Genome Editing*, 2:27. DOI 0.3389/fgeed.2020.622227.
73. Curtin, S.J., Michno, J.M., Campbell, B.W., Gil-Humanes, J., Mathioni, S.M., Hammond, R., Gutierrez-Gonzalez, J.J., Donohue, R.C., Kantar, M.B., Eamens, A.L., et al., 2016. MicroRNA maturation and MicroRNA target gene expression regulation are severely disrupted in soybean dicer-like1 double mutants. *Genes* 6, 423–433.
74. Haun, W., Coffman, A., Clasen, B. M., Demorest, Z. L., Lowy, A., Ray, E., et al. (2014). Improved soybean oil quality by targeted mutagenesis of the fatty acid desaturase 2 gene family. *Plant Biotechnol. J.* 12, 934–940. doi: 10.1111/pbi.12201
75. Cai, Y., Chen, L., Liu, X., Sun, S., Wu, C., Jiang, B., et al. (2015). CRISPR/Cas9-mediated genome editing in soybean hairy roots. *PLoS One* 10:e0136064. doi: 10.1371/journal.pone.0136064
76. Jacobs, T.B., LaFayette, P.R., Schmitz, R.J., Parrott, W.A., 2015. Targeted genomemodifications in soybean with CRISPR/Cas9. *BMC Biotechnol.* 15, 16.
77. Li, Z.S., Liu, Z.B., Xing, A.Q., Moon, B.P., Koellhoffer, J.P., Huang, L.X., Ward, R.T., Clifton, E., Falco, S.C., Cigan, A.M., 2015. Cas9-guide RNA directed genome editing in soybean. *Plant Physiol.* 169, 960–970. <https://doi.org/10.1104/pp.15.00783>.
78. Michno, J.M., Wang, X.B., Liu, J.Q., Curtin, S.J., Kono, T.J., Stupar, R.M., 2015. CRISPR/Cas mutagenesis of soybean and *Medicago truncatula* using a new web-tool and a modified Cas9 enzyme. *GM Crops Food* 6, 243–252.
79. Sun, X.J., Hu, Z., Chen, R., Jiang, Q.Y., Song, G.H., Zhang, H., Xi, Y.J., 2015. Targeted mutagenesis in soybean using the CRISPR-Cas9 system. *Sci. Rep.* 5, 10342. <https://doi.org/10.1038/srep10342>.

80. Du, H.Y., Zeng, X.R., Zhao, M., Cui, X.P., Wang, Q., Yang, H., Cheng, H., Yu, D.Y., 2016. Efficient targeted mutagenesis in soybean by TALENs and CRISPR/Cas9. *J. Biotechnol.* 217, 90–97.
81. Di, Y.H., Sun, X.J., Hu, Z., Jiang, Q.Y., Song, G.H., Zhang, B., Zhao, S.S., Zhang, H., 2019. Enhancing the CRISPR/Cas9 system based on multiple GmU6 promoters in soybean. *Biochem. Biophys. Res. Commun.* 519, 819–823. <https://doi.org/10.1016/j.bbrc.2019.09.074>.
82. Cai, Y., Chen, L., Liu, X., Guo, C., Sun, S., Wu, C., *et al.* (2018). CRISPR/Cas9-mediated targeted mutagenesis of GmFT2a delays flowering time in soybean. *Plant Biotechnol. J.* 16, 176–185. doi: 10.1111/pbi.12758
83. al Amin, N., Ahmad, N., Wu, N., Pu, X.M., Ma, T., Du, Y.Y., Bo, X.X., Wang, N., Sharif, R., Wang, P.W., 2019. CRISPR-Cas9 mediated targeted disruption of FAD2-2 microsomal Omega-6 desaturase in soybean (*Glycine max.* L). *BMC Biotechnol.* 19, e9. <https://doi.org/10.1186/s12896-019-0501-2>.
84. Wang, S., Yokosho, K., Guo, R., Whelan, J., Ruan, Y. L., Ma, J. F., *et al.* (2019). The soybean sugar transporter GmSWEET15 mediates sucrose export from endosperm to early embryo. *Plant Physiol.* 180, 2133–2141. doi: 10.1104/pp.19.00641
85. Zhang, P.P., Du, H.Y., Wang, J., Pu, Y.X., Yang, C.Y., Yan, R.J., Yang, H., Cheng, H., Yu, D.Y., 2019. Multiplex CRISPR/Cas9-mediated metabolic engineering increases soybean isoflavone content and resistance to soybean mosaic virus. *Plant Biotechnol. J.*, e13302 <https://doi.org/10.1111/pbi.13302>.
86. Kaur, N., Alok, A., Kaur, N., Pandey, P., Awasthi, P., & Tiwari, S. (2018). CRISPR/Cas9-mediated efficient editing in phytoene desaturase (PDS) demonstrates precise manipulation in banana cv. Rasthali genome. *Functional & integrative genomics*, 18(1), 89-99.
87. Elitzur, T., Yakir, E., Quansah, L., Zhangjun, F., Vrebalov, J., Khayat, E., Giovannoni, J.J. *et al.* (2016) Banana MaMADS transcription factors are necessary for fruit ripening and molecular tools to promote shelf-life and food security. *Plant Physiol.* 171, 380–391.
88. Hu C, Sheng O, Deng G, He W, Dong T, Yang Q, Dou T, Li C, Gao H, Liu S, Yi G, Bi F (2020) CRISPR/Cas9-mediated genome editing of MaACO1 (aminocyclopropane-1-

carboxylate oxidase 1) promotes the shelf life of banana fruit. *Plant Biotechnol J.* <https://doi.org/10.1111/pbi.13534>.

89. Tripathi L, Ntui VO, Tripathi JN (2020) CRISPR/Cas9-based genome editing of banana for disease resistance. *Current Opinion in Plant Biology*, 56: 118-126, <https://doi.org/10.1016/j.pbi.2020.05.003>.
90. Odipio J., Alieai T., Ingelbrecht I., Nusinow D. A., Bart R., Taylor N. J. (2017). Efficient CRISPR/Cas9 genome editing of phyteone desaturase in cassava. *Front. Plant Sci.* 8:1780.
91. Gomez MA, Lin ZD, Moll T, Chauhan RD, Hayden L, Renninger K, Beyene G, Taylor NJ, Carrington JC, Staskawicz BJ, Bart RS. Simultaneous CRISPR/Cas9-mediated editing of cassava eIF4E isoforms nCBP-1 and nCBP-2 reduces cassava brown streak disease symptom severity and incidence. *Plant Biotechnol J.* 2019 Feb;17(2):421-434. doi: 10.1111/pbi.12987.
92. Iqbal Z., Sattar M. N., Shafiq M. (2016). CRISPR/Cas9: a tool to circumscribe cotton leaf curl disease. *Front. Plant Sci.* 7:475.
93. Janga, M. R., Campbell, L. M., & Rathore, K. S. (2017). CRISPR/Cas9-mediated targeted mutagenesis in upland cotton (*Gossypium hirsutum* L.). *Plant Molecular Biology*, 94(4), 349-360.
94. Li, C., Unver, T., and Zhang, B. (2017c). A high-efficiency CRISPR/Cas9 system for targeted mutagenesis in Cotton (*Gossypium hirsutum* L.). *Sci. Rep.* 7:43902.
95. Jiang W., Zhou H., Bi H., Fromm M., Yang B., Weeks D. P. (2013). Demonstration of CRISPR/Cas9/sgRNA-mediated targeted gene modification in Arabidopsis, tobacco, sorghum and rice.
96. Feng, C., Yuan, J., Wang, R., Liu, Y., Birchler, J. A., and Han, F. (2016). Efficient targeted genome modification in maize using CRISPR/Cas9 system. *J. Genet. Genomics* 43, 37–43.
97. Li, X., Xie, Y., Zhu, Q., & Liu, Y. G. (2017). Targeted genome editing in genes and cis-regulatory regions improves qualitative and quantitative traits in crops. *Molecular Plant*, 10(11), 1368-1370.

98. Shi, J., Gao, H., Wang, H., Lafitte, H. R., Archibald, R. L., Yang, M., *et al.* (2017). ARGOS8 variants generated by CRISPR-Cas9 improve maize grain yield under field drought stress conditions. *Plant Biotechnol. J.* 15, 207–216.
99. Wang F., Wang C., Liu P., Lei C., Hao W., GAO Y., *et al.*, (2016). Enhanced rice blast resistance by CRISPR/Cas9-targeted mutagenesis of the ERF transcription factor gene OsERF922. *PLoS ONE* 11:0154027.
100. Lacchini E, Kiegle E, Castellani M, Adam H, Jouannic S, *et al.* (2020) CRISPR-mediated accelerated domestication of African rice landraces. *PLOS ONE* 15(3): e0229782.
101. Wang, Y., Cheng, X., Shan, Q., Zhang, Y., Liu, J., Gao, C., *et al.* (2014). Simultaneous editing of three homoeoalleles in hexaploid bread wheat confers heritable resistance to powdery mildew. *Nat. Biotechnol.* 32, 947–951.
102. Kim D., Alptekin B., Budak H. (2018). CRISPR/Cas9 genome editing in wheat. *Funct. Integr. Genomics* 18, 31–41.
103. Liang, Z., Chen, K., Li, T., Zhang, Y., Wang, Y., Zhao, Q. & Gao, C. (2017). Efficient DNA-free genome editing of bread wheat using CRISPR/Cas9 ribonucleoprotein complexes. *Nature communications*, 8(1), 1-5.
104. Cai, Y., Chen, L., Zhang, Y., Yuan, S., Su, Q., Sun, S., Wu, C., Yao, W., Han, T. and Hou, W. (2020) Target base editing in soybean using a modified CRISPR/Cas9 system. *Plant Biotechnol.*
105. Yuan, M., Zhu, J., Gong, L., He, L., Lee, C., Han, S., ... & He, G. (2019). Mutagenesis of FAD2 genes in peanut with CRISPR/Cas9 based gene editing. *BMC biotechnology*, 19(1), 1-7.

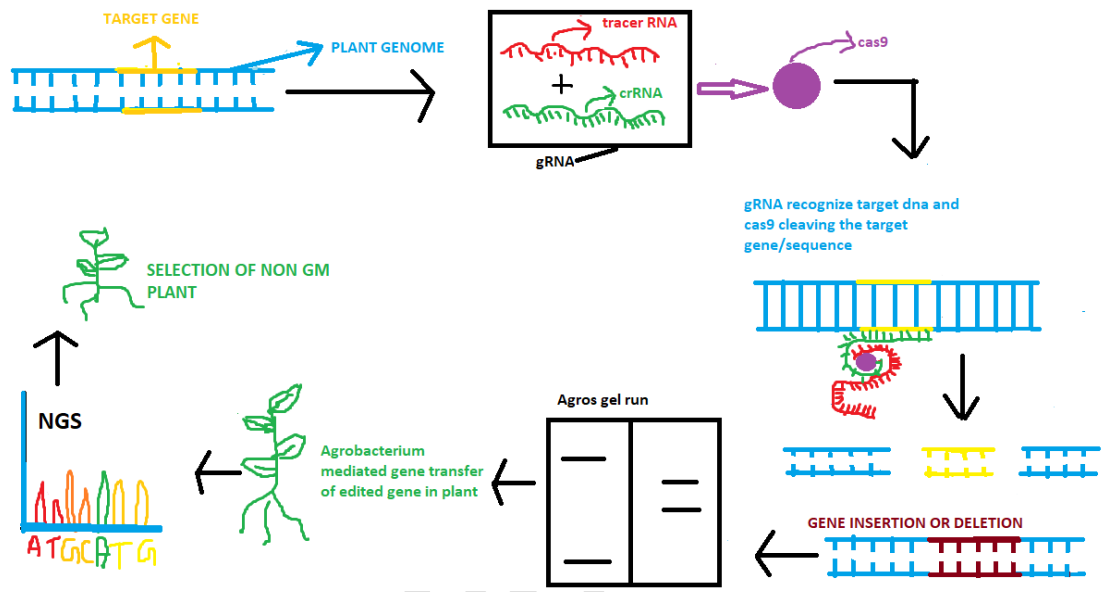


Fig 1. Overview of CRISPR-Cas 9 genome editing

UNDER REVIEW

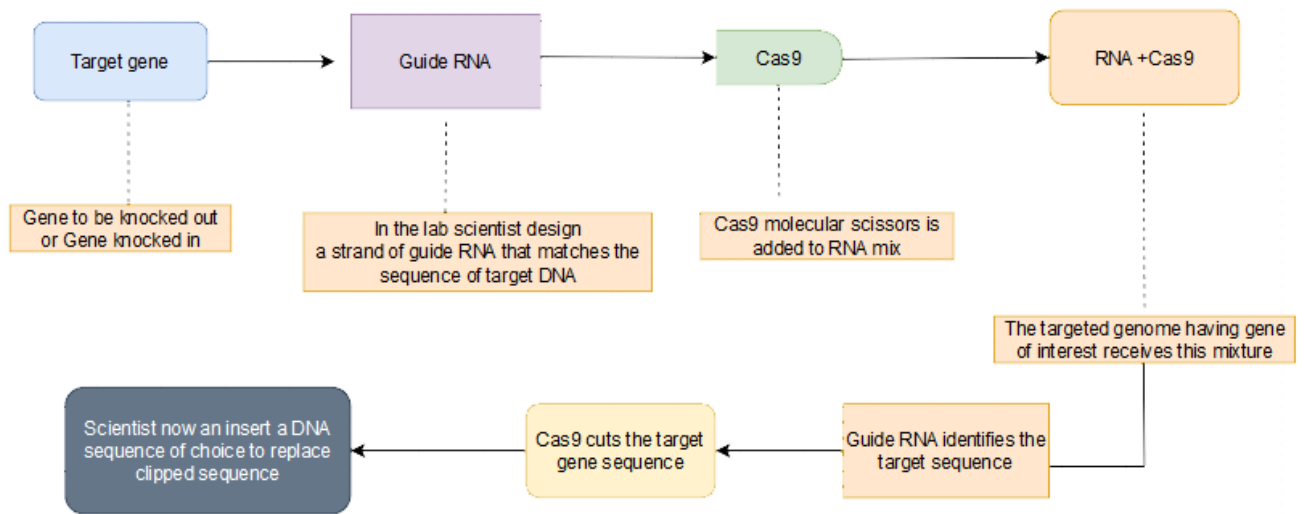


Fig 2. Flow chart describing the steps involved in CRISPR/Cas9 based genome editing

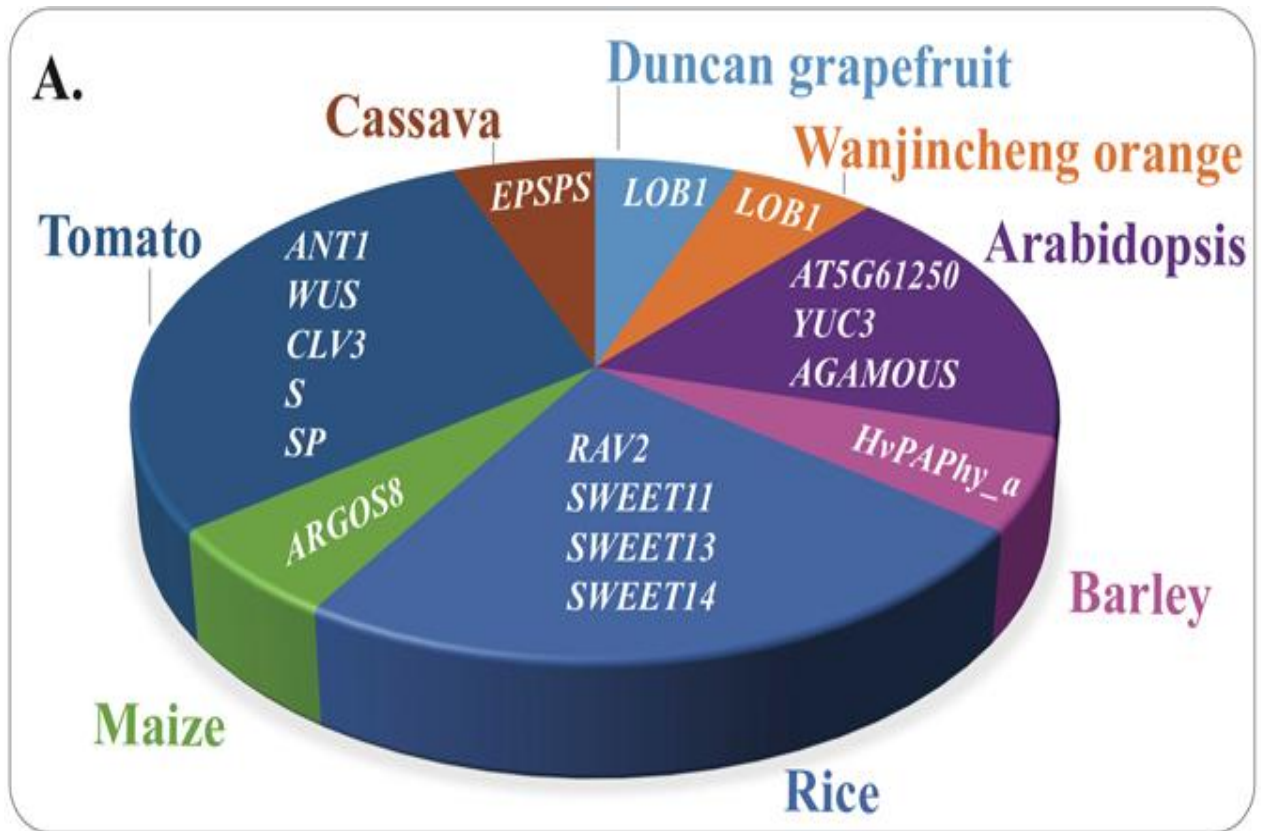


Fig. 3. Summarization of current applications of CRISPR/Cas-mediated *cis*-engineering in plants.

Table 1 List of CRISPR-Cas9 studies for plant improvement

| Crop | Target gene(s) | Target traits | Type of edit | Results | References |
|---------|--|--|-----------------------|---|------------|
| Cassava | Phytoene desaturase | Trial for CRIPSR | Gene disruption | Observation of albino phenotype | [90] |
| Cassava | <i>elF4E</i> isoforms <i>nCBP-1</i> & <i>nCBP-2</i> | Resistance to cassava brown streak disease | Gene disruption | Elevated resistance to cassava brown streak disease | [91] |
| Cotton | CLCuD IR and Rep regions | Resistance to cotton leaf curl disease | Viral gene disruption | Targeted cleavage of mixed infections by multiple viruses and associated DNA satellites, such as CLCuD-complex | [92] |
| Cotton | Green fluorescent protein (GFP) | phenotypic characterization | Indels | The ability to introduce DSB at a precise target site has been further extended to create a precise nucleotide substitution or insertion of the desired DNA sequence through homology-dependent repair | [93] |
| Cotton | GhMYB25-like A and GhMYB25-like D) | fiber development controlling GhMYB25 homoeologous genes | Truncation event | demonstrated CRISPR/Cas9-induced specific truncation events in the cotton | [94] |
| Rice | <i>OsSWEET11</i> , <i>OsSWEET14</i> (rice bacterial blight susceptibility genes) | Resistance to bacterial blight | Promoter disruption | The promoter of the blight susceptibility gene was disrupted | [95] |
| Maize | Zmzb7 | Albino marker gene | Promotor disruption | Targeted the albino marker gene, Zmzb7 in a protoplast system. Knockout of Zmzb7 results in albino plant, with the sgRNA designed to target a region in the eighth exon of Zmzb7 and maize U3 promoter was used for expression. | [96] |

| | | | | | |
|-------|---|------------------------------|-------------------------|--|-------|
| Maize | <i>ZmTMS5</i> | male sterility | Gene disruption | Three gRNAs were used to knockout the gene, with one sgRNA targeting the first exon and the other two sgRNAs targeting the second exon. | [97] |
| Maize | ARGOS8 | Hybrid production | Allelic variant | Two genome edited variants (ARGOS8-v1 and ARGOS8-v2) were used to produce hybrids and evaluated in the field in multi-location trials. | [98] |
| Rice | <i>OsERF922</i> (ethylene responsive factor transcription factor) | Resistance to rice blast | Gene disruption | Resistance to <i>M. oryzae</i> was enhanced | [99] |
| Rice | <i>HTD1</i> gene, three loci shown to control seed size and/or yield (<i>GS3</i> , <i>GW2</i> and <i>GN1A</i>) were targeted. | agronomic potential | multiple gene knockouts | This resulted in mutants with significantly improved seed yield. | [100] |
| Wheat | <i>TaMLO-A1</i> , <i>TaMLO-B1</i> and <i>TaMLO-D1</i> | Resistance to powdery mildew | Gene disruption | The number of mildews microcolonies formed on the leaves was significantly reduced against the control and no apparent fungal growth was observed on the leaves of edited plants | [101] |
| Wheat | <i>TaDREB2</i> and <i>TaERF3</i> | Trial for CRISPR | Gene disruption | Provide a deep insight about their functioning in abiotic stress response | [102] |
| Wheat | <i>TaMLO</i> | Powdery mildew disease | Protoplast targeted | The CRISPR <i>TaMLO</i> knockout was also shown to confer resistance to powdery mildew disease caused by <i>Blumeriagraminis</i> f. sp. Triticici (Btg). | [62] |

| | | | | | |
|-----------|-------------------------------------|---------------------|--|--|-------|
| Wheat | (<i>TaGW2</i> and <i>TaGASR7</i>) | Ribonucleoproteins | biolistic delivery | This DNA-free editing method avoids time consuming procedures such as backcross breeding for the removal of the transgene and allows to obtain transgene-free plants at T0 | [103] |
| Soybean | GmFEI2 and GmSHR) | Hairy root system | Knockout | Using a single sgRNA for a transgene (bar) and six sgRNAs that targeted different sites of two endogenous soybean genes (GmFEI2 and GmSHR) and examined efficacy of the sgRNAs in a hairy root system. | [72] |
| Soybean | <i>GmFT2a</i> and <i>GmFT4</i> | Flowering time | There were C to T mutations and C to G mutations, both types occurred at position 7 of the target sequence | Induce single base substitution in soybean | [104] |
| Groundnut | <i>FAD 2</i> | Oleic acid contents | | As a result of CRISPR/Cas9 activity, three mutations were identified - G448A in ahFAD2A, and 441_442insA and G451T in ahFAD2B. | [105] |