

Original Research Article

A cost-effective evaporative cooling pad material from *Hyphaene thebaica* fibers

Comment [A1]: Use investigation of evaporative cooling Is more logical title

ABSTRACT

Evaporative coolers are technologies highly used as a source of thermal comfort in terms of fresh air provider in areas where weather conditions are harsh and people living standard goes from medium to low earnings. This technology being environmentally friendly still requires a certain minimum maintenance, mostly the change of pads. This paper presents the performance of a cost-effective cooling pad made from the fibers of *hyphanene thebaica* (wood wool) as an alternative pad to the commercial ones rendering this technology more accessible and affordable for all social classes. The experiment was done in an insulated duct whereby thermodynamic parameters of locally made pad such as temperature, pressure, relative humidity and velocity, were recorded, and effect of physical properties (size, structure arrangement) on performances were analyzed. Compared to the commercial pad, the proposed local pad presented the lowest minimum outlet dry bulb temperature (20.00°C), a saturation efficiency of 78.80% with the highest cooling capacity of 0.1867 kW, the highest heat transfer coefficient of 7.3497 kW/m² °C, the best cost-to-efficiency ratio (CER) and coefficient of performance (COP). By studying and improving the pads thermophysical characteristics, performance could be improved opening ways towards industrial production of such pads for a sustainable development.

Comment [A2]: Size and structure is not analyze in your work

Keywords: Direct evaporative cooling, desert air conditioners, cellulosic pad materials, cost-effective cooling, sub-Saharan area.

1 INTRODUCTION

Providing a comfort zone for crop production or even humans' living is one of the major concerns these days in areas where climate change is causing a persevering heat stress (Raymond et al., 2020). Cooling systems are usually used as a temporary direct remedy. Although effective, conventional air conditioners (ACs) were reported to emit greenhouse gases (GHGs) responsible for this global rise in average temperature, global warming (Matthews and Raymond, 2020; Raymond et al., 2020). Many research and technologies were developed in order to find an alternative cooling device if not to reduce GHGs emissions among which evaporative cooling systems emerged as one of the best cost-effective systems and environmentally friendly (Chijioko, 2017; Hassanien et al., 2016). Evaporative coolers are based on evaporative cooling principle which creates a cooler and more humid air when a dry and hot air come into contact with water medium in the presence of a cellulosic materials. During this process water gets latent heat of evaporation and evaporates while air gets sensible heat and decreases in temperature. This cooling process is more effective in regions with a dry and hot weather condition (Chijioko, 2017; Khobragade and Kongre, 2016). As at now, Aspen pad made from wood shavings of *populus tremuloides* and Celdek (Trade name) paper pad are the commercially available high-performance pad on our market. Research has been conducted in finding news cooling from indigenous plants. In fact, fibers-derived cooling pads have been performing well as alternative materials towards cost-effectiveness, even better than the other industrial pads especially in the cost efficiency ratio aspect. Since then, deeper research has been conducted in order to improve their efficiency and stability towards commercial production of fibers pad technologies.

The purpose of this paper is to present the performance of an evaporative cooling pad made from the fibers of *Hyphaene thebaica*.

Nomenclature	
eff = Evaporative saturation efficiency, %	$\Delta\rho_v$ = log mean mass density difference of water vapour, Kg/m ³
T_{db1}, T_{db2} = inlet and outlet dry bulb temperature, °C	ρ_{v1}, ρ_{v2} and ρ_{vwb} = mass density of water vapour at inlet, outlet and wet bulb conditions, Kg/m ³
T_{wb} = wet bulb temperature, °C	p _w = actual density of water vapour from saturated water table, Kg/m ³
Q and Q _{pad} = Cooling capacity of the pad, kW	Er = amount of water evaporated, L/h
ma = air mass flow rate, kg/s	ΔP_v = pressure drop across the pad, kPa
mv = mass flow rate of water vapour, kg/s	P _{v2} , P _{v1} = vapour pressures at outlet and inlet temperature respectively, kPa
W = humidity ratio, kg of air/kg of water	P _{s2} , P _{s1} = saturated vapour pressures at outlet and inlet temperature respectively, kPa
ha ₁ , ha ₂ = inlet and outlet enthalpy of air, kJ/kg of dry air	P _{fan} , P _{pump} = power of fan and pump respectively, kW
hw = enthalpy of water, kJ/kg of dry air	η_{fan} and η_{motor} = fan and motor efficiencies, %
Q = heat loss by the pads, kJ/s	COP = coefficient of performance
RH = relative humidity, %	CER = cost-to-efficiency ratio
v = frontal/inlet velocity, m/s	K = coefficient of permeability
v _{out} = outlet velocity, m/s	Cost = cost of material in US Dollars, \$
me = mass of water evaporated, kg/s	
W = humidity ratio, kg moisture/kg dry air	
h _H = heat transfer coefficient, kW/m ² °C	
h _M = mass transfer coefficient, kg/s	
A _s = total wetted surface area of the pad used, m ²	
ΔT = log mean temperature difference, °C	

2 MATERIALS AND METHODS

2.1 Materials

2.1.1 Experimental setup

The experimental setup used in this experiment was made up of a hollow aluminium duct of 120 cm length with a fan at the entrance and a recirculating pump to drip water on the pads as shown in figure 2. The pad section is removable. Sensors are placed 40 cm before and after the pad in order to measure inlet and outlet parameters.

Wood wool pad was made from wood wool fibers packed to fill a rectangular aluminium structure of length (L) x height (H) x thickness (t) = 0.47 x 0.41 x 0.05 m. A commercial pad (Celdek) was acquired from local market (Katako market) and compared with our wood wool pad.

2.1.2 Measuring instruments

The inlet wind velocity and dry bulb temperature were measured using HoldPeak HP-856A. Digital multimeter HoldPeak HP-90EPC was used to measure outlet dry bulb temperature. Inlet wet bulb

Comment [A3]: Cancel it

Comment [A4]: How many sensors are installed and is it distribute across the duct section

Comment [A5]: Width (W) is more Appropriate

Comment [A6]: Air velocity not wind velocity

temperature was measured using another HoldPeak HP-90EPC by covering its probe with a wetted cotton wool. For measuring relative humidity, two HTC hygrometers were used. The temperature of the recirculated water was measured with a TP101 thermometer.

Comment [A7]: The change of probe could be spend a time enigth to change the value of reading

Comment [A8]: The relative humidity is already known when measured the dry bulb an wet bulb temperature of air (can be use either wet bulb sensor or hygrometer)



Figure 1 Commercial Celdek pad (left) against locally made wood wool pad (right)

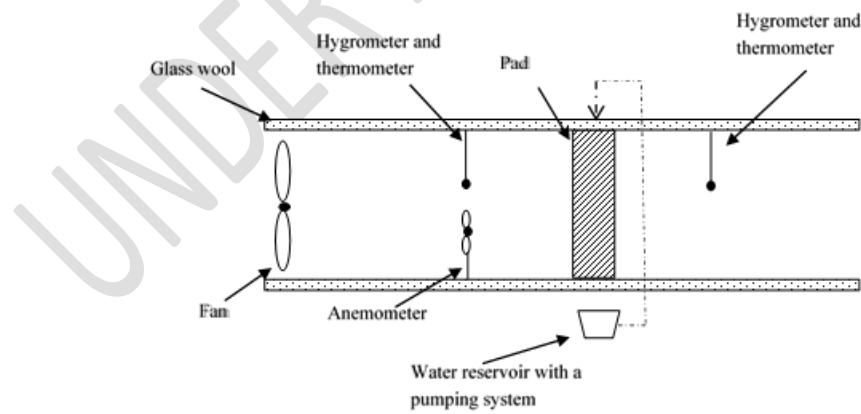


Figure 2 Schematic diagram of Cross-sectional view of experimental setup

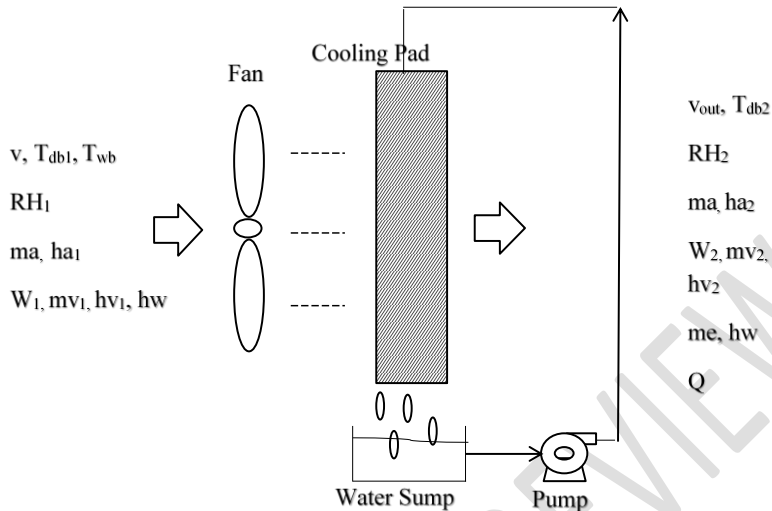


Figure 3 Diagram of a balance around the pad

2.2 Methods

The characterization of our local pad started by deriving its saturation efficiency (equation 1) and its cooling capacity (equation 2).

Comment [A9]: Applying instead of deriving

Saturation efficiency is given by: $\text{eff} = \frac{T_{db1} - T_{db2}}{T_{db1} - T_{wb}}$ Equation 1

Cooling capacity is given by: $Q = m_a C_{p_a} (T_{db1} - T_{db2})$ Equation 2

2.3 Energy balance

When thermal equilibrium is reached, the energy balance for air/water vapour mixture across the pads can be written as:

$$m_a h_1 + m v_1 h_{v1} + m v_1 h_w = m_a h_2 + m v_2 h_{v2} + m v_2 h_w + Q \quad \text{Equation 3}$$

Comment [A10]: Equation is not right

where the indices 1 and 2 indicate inlet and outlet parameter respectively.

$$\text{Let } m_e = m v_2 - m v_1 \quad \text{Equation 4}$$

$$W = m v / m_a \quad \text{Equation 5}$$

$$Q = m_a C_{p_a} (T_{db1} - T_{db2}) \quad \text{Equation 6}$$

$$\Rightarrow m_a (h_1 - h_2) + m_e h_w + m v_1 h_{v1} + m v_2 h_{v2} = Q \quad \text{Equation 7}$$

$$\Rightarrow h_1 - h_2 + W_1 (h_{v1} + h_w) - W_2 (h_{v2} - h_w) = C_{p_a} (T_{db1} - T_{db2}) \quad \text{Equation 8}$$

2.4 Heat and mass transfer coefficients

The heat loss (Q) is also known as the heat transferred which is carried by the cool air serving as a comfort. The heat transferred can also be expressed as:

$$Q = h_M A_s \Delta T \quad \text{Equation 9}$$

$$\Delta T = \frac{T_{db2} - T_{db1}}{\ln((T_{db2} - T_{wb}) / (T_{db1} - T_{wb}))} \quad \text{Equation 10}$$

And the mass of water evaporated (me) or mass transferred through the evaporative cooling process can be expressed as:

$$me = h_M A_s \Delta \rho_v \quad \text{Equation 11}$$

$$\Delta \rho_v = \frac{\rho_{v2} - \rho_{v1}}{\ln((\rho_{v2} - \rho_{wb}) / (\rho_{v1} - \rho_{wb}))} \quad \text{Equation 12}$$

2.5 Water evaporation rate

The amount of water evaporated during the evaporative cooling process can be calculated as:

$$Er = \frac{me}{\rho_{vw}} \quad \text{Equation 13}$$

ρ_{vw} is density of water vapour obtained from saturated water table (International Association for the Properties of Water and Steam (IAPWS, 1995).

2.6 Pressure drop

Evaporative cooling process causes a Pressure drop across the pads which can be expressed as

$$\Delta P_v = P_{v2} - P_{v1} \quad \text{Equation 14}$$

$$P_{v2} = P_{s2} \times RH_2 ; P_{v1} = P_{s1} \times RH_1$$

P_s is the saturated vapour pressure obtained from air properties table (Alvarado and Klein, 1970)

2.7 Permeability of pads

The coefficient of permeability K of a pad gives an information on its capacity of retaining water for the time necessary for an optimum heat and mass transfer. From Darcy's law, the kinetics of fluid flow through a porous media can be expressed in terms of driving force and permeability of the medium (Pal et al., 2006). For an evaporative cooling pad, the permeability can be expressed as:

$$Q = \frac{K}{\mu} \frac{\Delta P_v}{\Delta x} A_s \Rightarrow K = \frac{me}{\Delta P_v \times A_s} \times \mu \quad \text{Equation 15}$$

where Q represents volumetric flow rate, μ is dynamic viscosity obtained from air properties table and Δx is thickness (Alvarado and Klein, 1970).

The greater the K value, the higher will be the rate of fluid flow through a material. K is dependent on the fluid and porous material used (Pal et al., 2006).

2.8 Coefficient of performance (COP)

As the ratio of the cooling capacity to the energy input, the coefficient of performance (COP) helps in evaluating the energy efficiency of cooling pads. The higher the COP the more efficient a cooling pad is.

$$COP = \frac{Q_{pad}}{P_{fan} \times P_{pump}} \quad \text{Equation 16}$$

$P_{pump} = 18W$ given by the manufacturer.

Comment [A11]: The references of all equation below must be mention

Comment [A12]: The reference of equation 14

Comment [A13]: Check the equation the input power is $P_{fan} + P_{pump}$

$$P_{fan} = \frac{m a \times \Delta P_v}{\rho_a \times \eta_{fan} \times \eta_{motor}} \quad \text{Equation 17}$$

Where ρ_a is density of air $\eta_{fan} = \eta_{motor} = 80\%$ by assumptions

2.9 Cost to efficiency ratio (CER)

The ratio of cost of the pad to efficiency (saturation efficiency) obtained, CER allows to select optimum evaporative cooling pads and materials accessible to a certain class of user. It is expressed as:

$$CER = \frac{Cost}{eff} \quad \text{Equation 18}$$

3 RESULTS AND DISCUSSION

3.1 Overall analysis

Exposed to similar initial conditions of dry bulb temperature as shown on figure 1, Celdek pad and wood wool pad (*Hyphaene thebaica*) gave out similar outlet temperature with Celdek giving 20.92°C on average against 21.83°C for wood wool. Figure 2 and 3 present a plot of wet bulb temperature against running water temperature with time at different frontal velocity. We observe that the water temperature is getting close to the wet bulb temperature in an asymptotic manner. This behaviour was also observed by Jain & Hindoliya (2011).

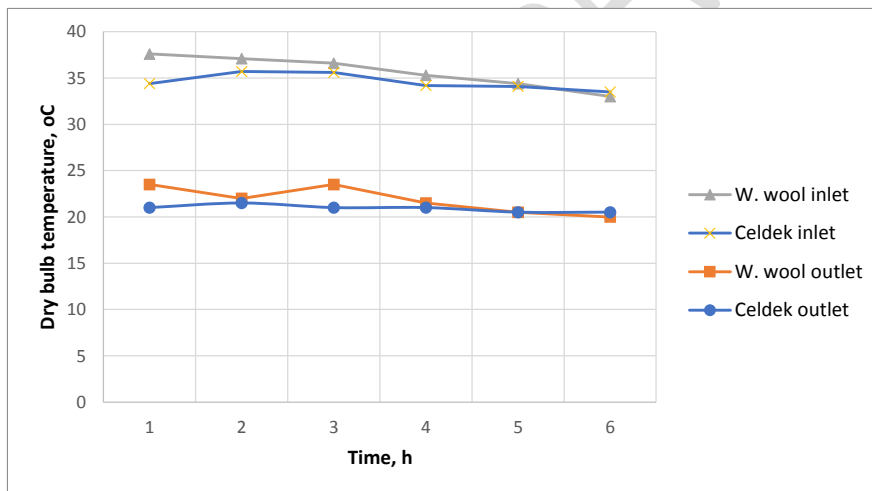


Figure 1 Wet bulb vs water temperature for Celdek pad at low frontal velocity

Comment [A14]: Wet bulb or Dry bulb?

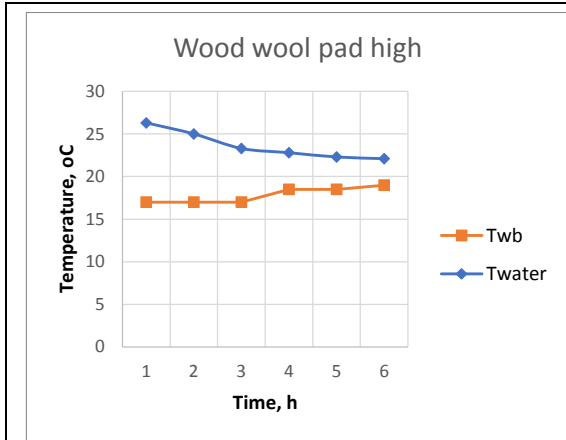


Figure 2 Wet bulb (T_{wb}) vs water temperature (T_{water}) for wood wool pad at high frontal velocity

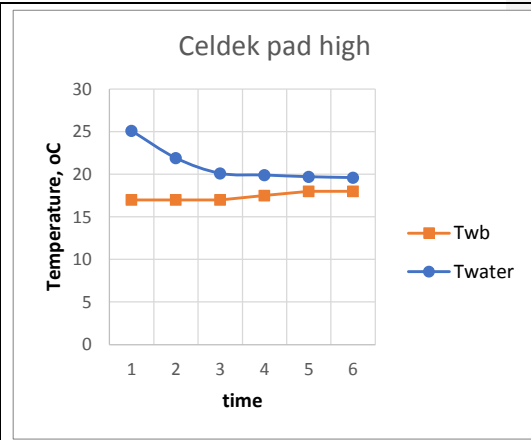


Figure 3 Wet bulb (T_{wb}) vs water temperature (T_{water}) for Celdek pad at high frontal velocity

A close analysis of the pads at a frontal velocity of 5.522 m/s was done and the detailed experimental data are given from the figure 4 to figure 10 concerning saturation efficiency, cooling capacity, pressure drop, mass and heat transfer coefficients, water evaporation rate and coefficient of performance. With increasing time, the pads become more wet and more efficient as shown in the figure 4 with saturation efficiency ranging from 68.45% to 92.86% for wood wool pad and from 77.01% to 83.87% for Celdek pad. More mass is transferred (figure 7) creating more water to evaporate (figure 8). This drops the pressure drop across the pad and allows more heat exchange (figures 6 and 9) leading to a lower outlet temperature for better comfort. However, a variation of cooling capacity is observed from 0.1867 kW (wood wool) and 0.1658 kW (Celdek) to around 0.1606 kW for both pads in a form of a decreasing oscillating curve as showed in the figure 5 causing the pads to perform less with time (figure 10). This latter phenomenon could be assigned to the fact that with time, the pads became saturated with dirt since the water was directly recycled without filtration. Indeed, the water used was becoming cooler but dirtier since not cleaned throughout the process. That is why regular changing of the water is recommended when the pad system is exposed to outside dusty environment as suggested by many researchers (Chijioke, 2017; Dhamneya et al., 2018). In certain evaporative coolers, a protective net is added to reduce the entrance of dust into the pads.

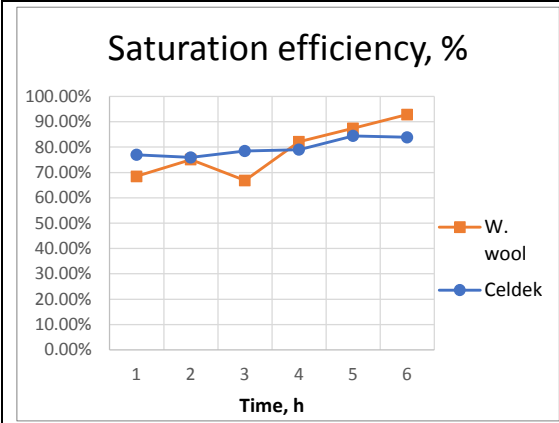


Figure 4 Saturation efficiency of Wood wool and Celdek pad

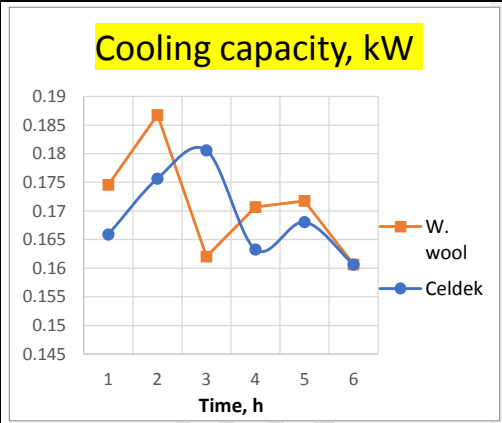


Figure 5 Cooling capacity of Wood wool and Celdek pad

Comment [A15]: The fluctuation of result is not justified

Comment [A16]: Air mass flow and water flow and inlet property must be specified on the figure

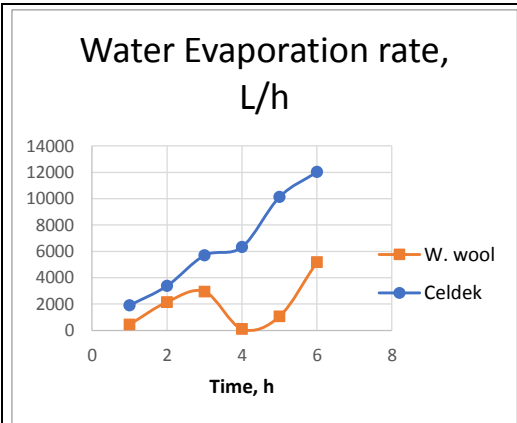


Figure 6 water evaporation rate of Wood wool and Celdek pad

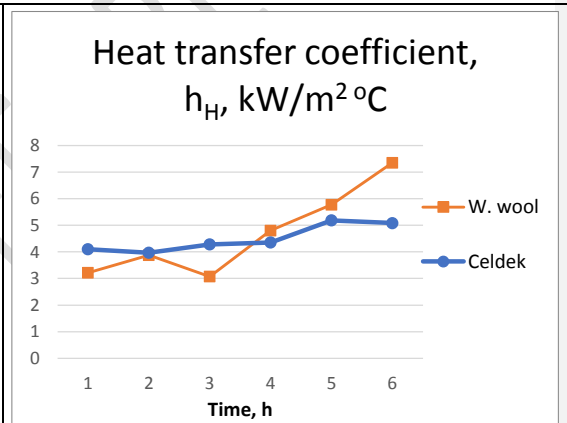
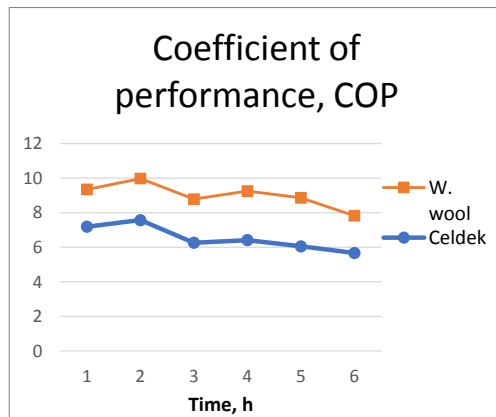


Figure 7 Heat transfer coefficient of Wood wool and Celdek pad



Celdek pad	34.58	17.42	20.92	20.50	79.80%	13.50%	50.00%	6581.736	0.000265
Wood wool pad	35.67	17.83	21.83	20.00	78.80%	13.83%	33.33%	1984.414	0.001568

3.3 Analysis based on average and maximum performances of pads

Table 1 and 2 present some physical and thermal properties of Celdek pad and wood wool pad (*Hyphaene thebaica*). On average data basis, Celdek pad and wood wool pad have similar performances. Wood wool could provide an outlet temperature of as low as 20.0°C against 20.5°C for Celdek even though the latter had a higher saturation efficiency (79.80%) and could provide a more humid air (50% Relative humidity). This higher relative humidity implies a higher water evaporation rate of 6581.736 L/h for Celdek pad. However, based on maximum values observed during the experiment, wood wool pad presented the highest saturation efficiency of 92.86% (see figure 11), highest cooling capacity of 0.1867 kW (figure 12), highest heat transfer coefficient of 7.3497 kW/m² °C (figure 13), highest coefficient of performance of 9.9775 (figure 13) and the best (lowest) cost to efficiency ratio of 6.68076 and pressure drop of 0.1523kPa (figure 13).

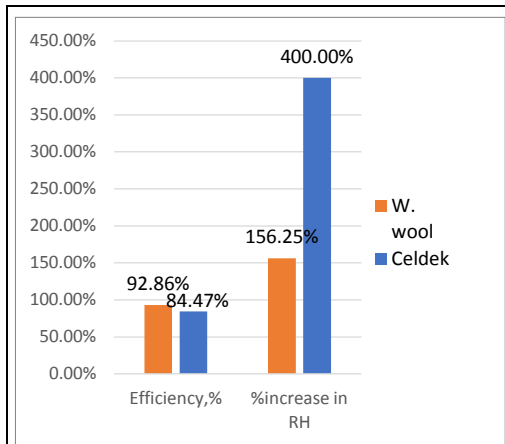


Figure 9 Maximum efficiency and relative humidity increase of Wood wool and Celdek pad

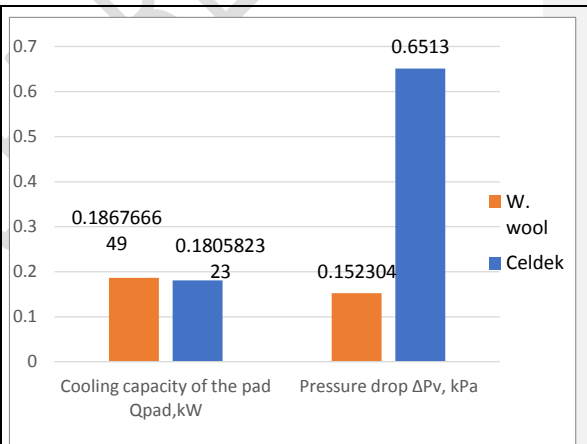
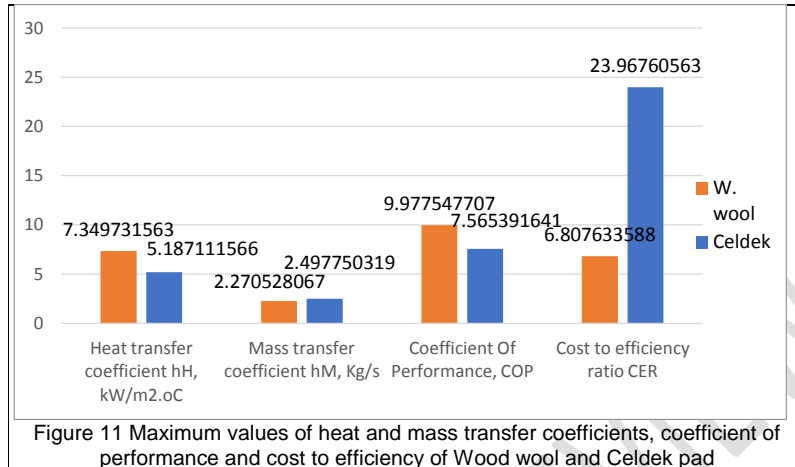


Figure 10 Maximum Cooling capacity and pressure drop of Wood wool and Celdek pad

3.4 Cost-effectiveness analysis

On the basis of USD currency, cost to efficiency ratio (CER) was plotted. The CER plot on figure 13 of wood wool is lower than that of Celdek (6.8070 against 23.9676). This shows a relatively lower initial to operating cost from wood wool pad compare to commercial Celdek pad.



4 CONCLUSION

A cost-effective locally made evaporative cooling pad from the fibres of the stipulates of *Hyphaene thebaica* (wood wool pad) was characterized successfully. It presented interesting thermodynamic parameters with performances challenging those of commercially available Celdek pad and having better cost-to-efficiency ratio. Studying and improving physical characteristics could optimize the performance of wood wool pad (*Hyphaene thebaica*) and even open up ways for industrial production of such pads.

5 REFERENCES

- Alvarado, S.A., Klein, F.L., 1970. Property tables and charts: Table a – 9. In: Thermophysical Properties of Matter. pp. 939–956.
- ASHRAE, 2013. ASHRAE Handbook Fundamentals (SI).
- Chijioke, O.V., 2017. Review on Evaporative Cooling Systems By Review on Evaporative Cooling Systems. Greener J. Sci. Eng. Technol. Res. 7, 1–20.
- Dhamneya, A.K., Rajput, S.P.S., Singh, A., 2018. Thermodynamic performance analysis of direct evaporative cooling system for increased heat and mass transfer area. Ain Shams Eng. J. 2018, 1–10.
- Hassanien, R.H.E., Li, M., Lin, W.D., 2016. Advanced applications of solar energy in agricultural greenhouses. Renew. Sustain. Energy Rev. 54, 989–1001.
- International Association for the Properties of Water and Steam (IAPWS), 1995. Property Tables of Water. Formul. Thermodyn. Prop. Ordinary Water Subst. Gen. Sci. Use.
- Jain, J.K., Hindoliya, D.A., 2011. Experimental performance of new evaporative cooling pad materials. Sustain. Cities Soc. 1, 252–256.
- Khobragade, N.N., Kongre, S.C., 2016. Experimental Performance of Different Evaporative Cooling Pad Material of Direct Evaporative Cooler in Hot and Dry Region. Int. J. Innov. Technol. Res. 4, 2920–2923.
- Matthews, T., Raymond, C., 2020. Potentially fatal combinations of humidity and heat are emerging across the globe [WWW Document]. URL phys.org/news/2020

Pal, L., Joyce, M.K., Fleming, P.D., 2006. A simple method for calculation of the permeability coefficient of porous media. *Tappi J.* 5, 10–16.

Raymond, C., Matthews, T., Horton, R.M., 2020. The emergence of heat and humidity too severe for human tolerance. *Sci. Adv.* 6, 1–9.

UNDER PEER REVIEW

