

Original Research Article

Using zeolite and vermicompost amendments to Improve water productivity of wheat irrigated by low-quality water in the Northern Nile Delta.

ABSTRACT

Aims: In the long run, reusing low-quality water in Egypt's agricultural sector directly or after mixing with fresh water to compensate for water supply constraints can be hazardous to plants and soil. As a result, some appropriate management must be considered. For this reason, a field experiment was implemented in winter seasons 2018/2019 and 2019/2020 at Sakha Agric. Res. Station Farm, Kafr El-Sheikh Gov., Egypt. This study aims to assess the impacts of zeolite and vermicompost as well their combinations on alleviation of low-quality water impacts on physicochemical properties of clayey soil and wheat productivity.

Study design: complete randomized block design with three replicates.

Results: The application of 2.40 Mg Z ha⁻¹ was found to be the most effective on soil properties and plant growth. This treatment reduced soil EC, Na⁺, Ca²⁺, Mg²⁺, Cl⁻, SO₄²⁻, and ESP values the most (52.90 percent, 83.21 percent, 30.43 percent, 6.04 percent, 91.82 percent, 19.83 percent, and 70.73 percent, respectively), while increasing K⁺ value by 32.47 percent. It also achieved the highest increases in plant height, 1000-grain weight, grain, and straw yields (35.92%, 9.60%, 42.77%, and 25.61%, respectively) when compared to untreated soil. With 2.40 Mg VC ha⁻¹, the greatest changes in bulk density, total porosity, and CEC (-9.23, 9.30, and 10.54 percent, respectively) were obtained. The applications of 1.80 Mg Z with 0.6 Mg VC ha⁻¹ and 0.6 Mg Z ha⁻¹ with 1.80 Mg VC ha⁻¹, on the other hand, resulted in the greatest increases in soil moisture content, drainable pores (DP), and water holding pores (WHP). Furthermore, 0.6 Mg Z combined with 1.80 Mg VC ha⁻¹ significantly increased the available N, P, and K in the soil. The addition of 2.4 tons Z/ha increased the WP and resulted in a high economically appealing wheat.

Conclusion: It could be concluded that the application of Z and VC is a new strategy for alleviating abiotic stress and improving wheat growth. Z application was more effective than VC on improving soil physicochemical properties and improving the water productivity and achieve high economical attractiveness wheat irrigated by low-quality water.

Keywords: Low-quality water, Zeolite, Vermicompost, wheat productivity, physicochemical properties.

1. INTRODUCTION

Water shortage in semi-arid regions is at risk, not only due to climate change but also due to human activities and changes in land use [1]. using low-quality water in irrigate agricultural land cause negative impacts on soil characteristics and ensure sustainable agriculture [2]; [3]; [4]; [5]; [6]; [7]. In Egypt, the available freshwater is limited and less than the present water demands. For this reason, using low-quality water in the agricultural sector directly or mixing with freshwater to extend the limited water supplies [8]; [9] and [10].

In general, some approaches have been applied to alleviate the bad effect of low-quality water on soil and crops such as natural zeolites (Z) as an ion exchanger and adsorbent [11] and the organic amendments [12]; [13]. Shape, dimensions, and linkage of Z pores are the key to its characteristics, where water and nutrients are stored and exchanged [14]; [15] and [16]. [17] showed that the irrigation by saline water increased soil EC and SAR,

whereas Z application decreased both parameters. Also, Z as soil amendments decreased soil E_{Ce}, SAR, and bulk density increased soil CEC and total porosity [18] and can improve soil quality immensely, through increasing water holding capacity and CEC [19] and increasing soil infiltration rate and water content [20].

On the other hand, vermicompost (VC) is a humus material produced from organic wastes through biodegradation by the action of earthworms [21]; [22]; and [5]. It can improve soil health status, enhance crop production and improve soil physical properties [24] and [25]. Also, it retains nutrients for a long time and has a high water-holding capacity and high porosity due to its humus content [26] and [27]. Also, VC significantly increased soil fertility, organic matter, total N, available P, exchangeable K, Ca and Mg, available S, Zn and B [28] and [29]. [30] demonstrated that using 10 Mg VC ha⁻¹ increased soil N by about 42%, P by about 29%, and K by 57%. Also, VC significantly decreased the soil salinity, alkalinity, Cl⁻ and Na⁺ while OM, CEC, and available nutrients (N, P, and K) were increased [31]; [32]; [33]; [34] and [35]. Soil physical properties were positively influenced by VC treatment, where the soil bulk density values were decreased, while available water capacity and total porosity were increased [36]; [37]; [38] and [39]. In addition, the growth and productivity of wheat were positively affected by VC application [40]; [41] and [42]. Therefore, this study mainly focused on the alleviation impacts of Z and VC amendments on physicochemical properties of clay soil and wheat productivity due to irrigation by low-quality water.

2. MATERIAL AND METHODS

2.1. Study Site: A field experiment was implemented in two winters growing seasons (2018/2019 and 2019/2020) at Sakha Agric. Res. Station Farm, Kafr El-Sheikh Gov., Egypt (Latitude: 31° 05' 34.6" N/ Longitude: 30° 56' 55.24" E) to assess the alleviation of irrigation by low-quality water impacts on physicochemical properties of clay soil and wheat productivity by Z and VC amendments. The experimental field was prepared and the treatments were arranged in 24 plots (3x3 m for each) as complete randomized block design with three replicates. The treatments were as follows:

No	Symbol	Treatments
1	CK	Untreated soil (control)
2	Z ₁	Zeolite applied at a rate of 1.20 Mg ha ⁻¹
3	Z ₂	Zeolite applied at a rate of 2.40 Mg ha ⁻¹
4	VC ₁	Vermicompost applied at a rate of 1.20 Mg ha ⁻¹
5	VC ₂	Vermicompost applied at a rate of 2.40 Mg ha ⁻¹
6	Z ₁ +VC ₁	Zeolite: Vermicompost 1.20:1.20 Mg ha ⁻¹
7	Z ₃ +VC ₄	Zeolite: Vermicompost 1.80: 0.60 Mg ha ⁻¹
8	Z ₄ +VC ₃	Zeolite: Vermicompost 0.60:1.80 Mg ha ⁻¹

2.2. Cultural practices: Z (naturally volcanogenic sedimentary mineral and the major building blocks of Z are crystalline tetrahedrons of [SiO₄]⁴⁻ and [AlO₄]⁵⁻) was obtained from the A & O Trading Company at Hadaek Al-Ahram, Giza Gov., Egypt. While the VC was obtained from Central Lab. Of the Agric. Climate, Agric. Res. Center, Giza, Egypt (what is the source of raw material used in preparing the vermicompost) (like farm yard manure, or sheep manure etc.,) . Z and VC were thoroughly mixed (mention the implement used for the cultivation) with the surface layer (0-30 cm) before cultivation. The chemical composition of Z and VC are listed in Table (1).

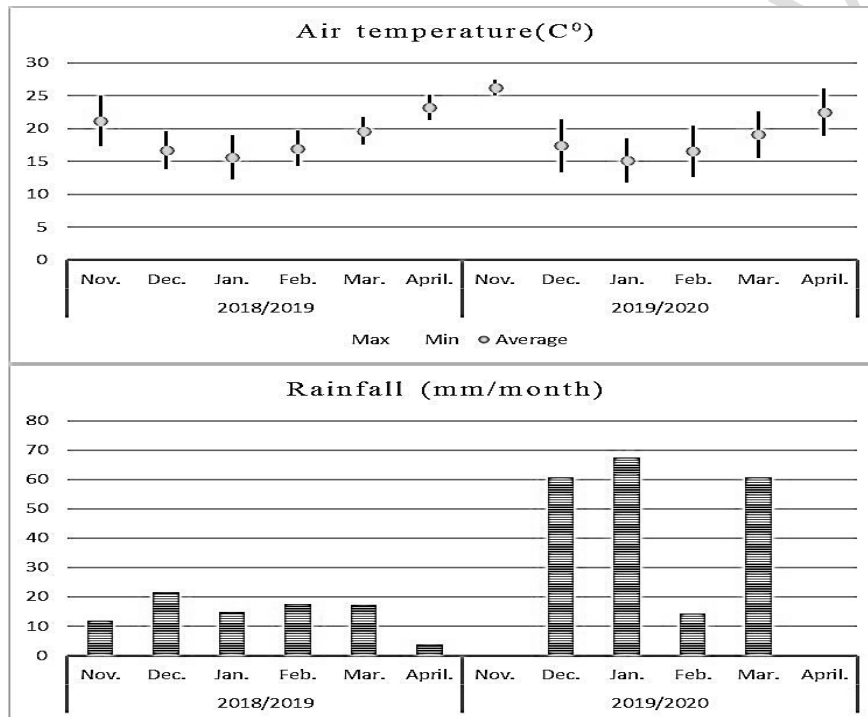
Experimental soil was divided into 24 plots. Wheat (*Triticum aestivum*, L.) variety (Sakha 95) grains were obtained from the Field Crops Research Institute, Sakha Agric. Res. Station, Kafr El-Sheikh Gov., Egypt, and planted at a seeding rate of 120 kg ha⁻¹ on (Spacing adopted), plant population initial and final to be mentioned.? Nov. 20th, 2018 in the 1st season (is it first year?) and Nov. 23rd, 2019 in the 2nd season. Fertilization and other agricultural practices (mention the initial nutrient status of the soil here.) were performed according to the Ministry of Agric.....(use the fullform of the words) Recommendations for

wheat in the North Delta. The average air temperature and rainfall during the wheat-growing period of 2018/019 and 2019/020 is shown in Fig.1

UNDER PEER REVIEW

Table 1: Some chemical composition of zeolite and vermicompost.

Zeolite		Vermicompost	
SiO₂ %	72.90	pH (1:10)	7.62
Al₂O₃ %	11.95	EC _e dS m ⁻¹ (1:10)	4.59
CaO %	5.75	Organic matter (%)	31.92
K₂O %	4.10	Organic carbon (%)	18.56
Fe₂O₃ %	1.65	C/N ratio	11.46
MgO %	1.50	CEC (cmol kg ⁻¹)	272
Na₂O %	1.85	N%	1.62
TiO₂ %	0.30	P%	1.26
CEC (cmol kg⁻¹)	150	K%	1.01
Volume density (kg m³)	1780		



*max = maximum, min = minimum.

Fig.1. Average air temperature and rainfall during the wheat-growing seasons (2018/019 and 2019/020) from Sakha Agrometeorological Station, Kafr El-Sheikh Gov., Egypt. (weekly air temperature and rainfall distribution may be mentioned in a tabular form.) (how does the crop survived with this high amount of rainfall during initial stages)

2.3. Soil sampling and analysis: Soil samples were collected from the surface layer (0-30 cm) from each plot before and after the experiment. Samples were air-dried, crushed, sieved to pass through a 2.0 mm sieve, and homogenized. Irrigation water and soil physicochemical characteristics were analyzed according to the standard methods outlined by [43]; [44]; [45], and [46] as shown in Tables (2).

2.4. Yield and Its Parameters: At maturity, plant height, 1000- grain weight, grain yield, and straw yield were measured in one m² area of each plot.

UNDER PEER REVIEW

Table 2: Some chemical and physical characteristics of soil and irrigation water used before the experiment.

Seasons	Chemical characteristics			Physical characteristics		
	Soil		Irr. Water	Soil	1 st	2 nd
pH*	7.89	7.93	7.08	Particle size distribution (%)		
EC (dS m ⁻¹)*	4.12	4.67	2.17	Sand	17.64	17.69
ESP*	12.88	13.90		Silt	24.12	24.03
	Soluble ions (mmol. L ⁻¹)			Clay	58.24	58.28
Na ⁺	25.33	28.63	13.30	Texture class	Clayey	Clayey
K ⁺	0.44	0.42	0.42	Organic matter (%)	1.18	1.11
Ca ²⁺	9.74	10.83	5.03	Bulk density (g cm ⁻³)	1.42	1.41
Mg ²⁺	5.62	6.05	2.82	Total porosity (%)	46.42	46.79
HCO ₃ ⁻	3.50	4.00	4.00	CaCO ₃ (g kg ⁻¹)	1.86	1.69
Cl ⁻	22.14	24.33	11.31	CEC (cmol kg ⁻¹)*	42.33	42.48
SO ₄ ²⁻	15.49	17.62	6.26	Soil moisture characteristics (%)		
	Available macronutrients (mg Kg ⁻¹)			Field capacity	42.95	43.19
N	28.16	29.19		Wilting point	22.34	22.92
P	7.53	7.47		Available water	20.61	20.27
K	227.24	231.28				

*pH: was determined in soil water suspension (1:2.5); EC: was determined in saturated soil paste extract; ESP: Exchangeable Sodium Percent; CEC: Cation Exchange Capacity. (Mention the status of the soil NPK in Kg/ha)

2.5. Water productivity (WP):

WP: is a partial-factor productivity that measures how the systems convert water into goods and services [47]. Its generic equation is:

$$WP = \frac{\text{output derived from water use}}{\text{Water input}}$$

2.6. Economic efficiency (Ee):

Ee was calculated according to [48] as follow:

$$Ee = \frac{\text{Net return (return - cost)}}{\text{Applied irrigation water}}$$

2.7. Economic evaluation:

The economic evaluation profitability was calculated according to the equations outlined by [49] as follows:

$$\text{Gross revenue} = (\text{Grain yield} \times \text{price}) + (\text{Straw yield} \times \text{price})$$

$$\text{Net return (NR)} = \text{Total return} - \text{Total cost.}$$

$$\text{Benefit - cost ratio (BCR)} = \frac{\text{Net return (NR)}}{\text{Total cost.}}$$

2.8. Statistical analysis: One-way analysis of variance (ANOVA) using PROC GLM of SAS 9.00, data was analyzed. Duncan's multiple range test (DMRT) was used for comparison among the treatment means ($P < 0.05$) according to [50].

3. RESULTS

3.1. Soil chemical Characteristics:

When compared to the initial soil properties, the addition of Z and VC amendments influenced soil chemical properties ($P < 0.05$). The soil EC, ESP (Table 3), and soluble ion results are shown in Fig (1). According to the data, the application of Z and/or its combination achieved the best alleviation of the negative impacts on soil chemical characteristics caused by irrigation with low-quality water. The application of 2.40 Mg Z ha⁻¹

(Z₂) was the most effective treatment, as it reduced soil EC, Na⁺, Ca²⁺, Mg²⁺, Cl⁻, SO₄²⁻, and ESP values by 52.90 percent, 83.21 percent, 30.43 percent, 6.04 percent, 91.82, 19.83 percent, and 70.73 percent, respectively. When compared to CK, the K⁺ value increased by 32.47 percent, followed by Z₃+V₄, Z₁+VC₁, and Z₁, but there were no significant differences between the Z₂ and Z₃+V₄ treatments. (justify the statement) When compared to soil treated with Z alone, the application of VC alone resulted in a slight reduction in soil EC, ESP, and soluble ions. The changes in ECe and ESP for different treatments compared to the initial values revealed that the Z₂ treatment achieved the greatest decreases in ECe and ESP (69.88 percent and 109.24 percent, respectively), followed by Z₃+V₄ (60.58 percent and 102.29 percent, respectively), while CK plots recorded the greatest increases (11.11 percent and 3.56 percent, respectively).

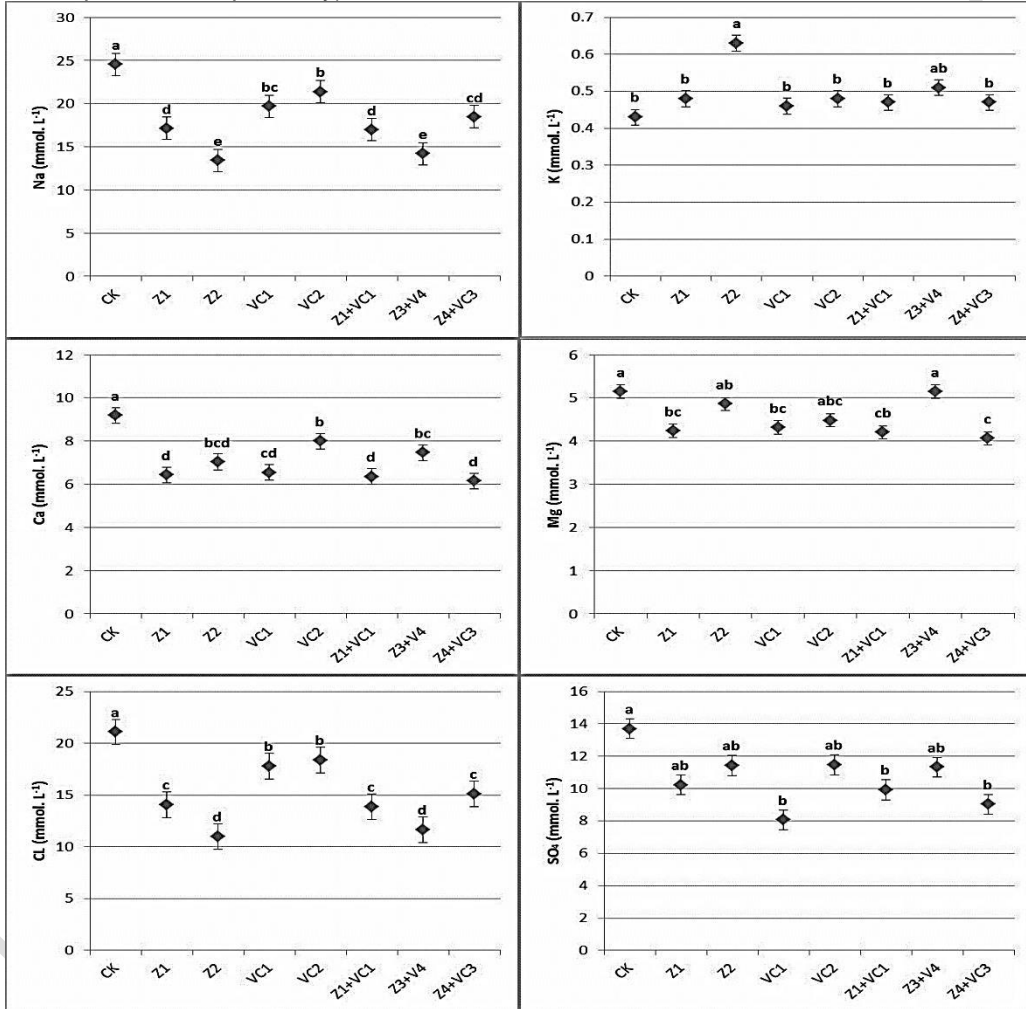


Fig.2. Effect of different rates of zeolite, vermicompost and their combinations on soluble ions. CK: Untreated soil (control), Z₁: Zeolite applied at a rate of 1.20 Mg ha⁻¹, Z₂: Zeolite applied at a rate of 2.40 Mg ha⁻¹, VC₁: Vermicompost applied at a rate of 1.20 Mg ha⁻¹, VC₂: Vermicompost applied at a rate of 2.40 Mg ha⁻¹, Z₁+VC₁: Zeolite: Vermicompost 1.20:1.20 Mg ha⁻¹, Z₃+VC₄: Zeolite: Vermicompost 1.80: 0.60 Mg ha⁻¹ and Z₄+VC₃: Zeolite: Vermicompost 0.60:1.80 Mg ha⁻¹, respectively. Different letters on the top of the bars indicate significant differences at P < 0.05.

As a result, the CEC value in Ck plots was the lowest, while the highest value was obtained with VC₂ treatment. Furthermore, VC outperformed Z in terms of CEC parameter

improvement, while their combinations were less effective. The highest change in CEC value compared to the initial values (10.54 percent) exists with 2.40 Mg VC ha⁻¹ (VC₂), followed by Z₁+VC₁ and Z₄+VC₃ (8.29 and 8.28 percent, respectively), while CK had the lowest change (0.14 percent) (Table 3). The soil treated with 0.6 Mg Z combined with 1.80 Mg VC ha⁻¹ (Z₄+VC₃) increased the available N, P, and K values (29.45, 63.20, and 51.06 percent, respectively) over the initial soil; however, insignificant differences in available N were found between VC₂, Z₃+V₄, and Z₄+V₃ and between VC₂ and Z₄+VC₃ on available P. (Table 3).
 Table 3: Some soil chemical properties as affected by different treatments after both growing seasons.

Soil amendment	ECe dS m ⁻¹	ESP %	CEC cmol kg ⁻¹	Av. N mg kg ⁻¹	Av. P mg kg ⁻¹	Av. K mg kg ⁻¹
CK	3.96±0.06 ^a	12.93±0.08 ^a	42.47±1.98 ^c	29.81±1.61 ^d	7.59±0.28 ^f	236.58 ±12.61 ^f
Z ₁	2.81±0.13 ^{cd}	8.83±0.21 ^c	43.09±1.86 ^{bc}	30.51±1.17 ^{cd}	8.64±0.19 ^e	242.98±13.79 ^{ef}
Z ₂	2.59±0.22 ^d	6.40±0.30 ^d	45.35±0.75 ^{ab}	31.92±1.86 ^{cd}	10.08±0.88 ^{dc}	266.64±10.12 ^{cd}
VC ₁	3.10±0.08 ^{bc}	10.06±0.15 ^b	45.71±1.61 ^{ab}	32.37±2.36 ^{cd}	9.24±0.31 ^e	250.01±2.98 ^{def}
VC ₂	3.45±0.50 ^b	10.19±0.64 ^b	46.88±1.53 ^a	35.52±0.57 ^{ab}	11.52±0.24 ^{ab}	284.20±14.57 ^c
Z ₁ +VC ₁	2.75±0.08 ^{cd}	8.78±0.17 ^c	45.93±1.30 ^{ab}	33.30±0.97 ^{bc}	9.36±0.37 ^{de}	262.16±19.24 ^{cd}
Z ₃ +VC ₄	2.74±0.12 ^{cd}	6.62±0.15 ^d	43.26±1.29 ^{bc}	36.34±2.12 ^a	10.80±0.34 ^{bc}	308.20±4.89 ^b
Z ₄ +VC ₃	2.91±0.17 ^{cd}	9.74±0.42 ^b	45.92±1.44 ^{ab}	37.13±1.46 ^a	12.24±0.47 ^a	346.31±14.62 ^a
LSD _{0.05}	0.38	0.55	2.62	2.80	0.75	21.90

* Different upper case letters indicate significant differences between treatments (one-way ANOVA) for treatments, LSD test, (0.05)

3.2. Soil physical characteristics, moisture content, and pore size distribution %:

The mean values of bulk density (BD) and soil total porosity (TP) with different treatments are given in Table (4). In general, BD and TP were significantly affected by soil amendments compared to the control (p<0.005). The highest BD value and the lowest TP values were recorded in Ck plots while the lowest BD value and the highest TP values were achieved with VC₂ treatment. Moreover, VC improved BD and TP better than Z, while their combinations were less effective on both parameters. The highest changes in BD and TP values compared to their initial values (-9.23% and 9.30%, respectively) were achieved with 2.40 Mg VC ha⁻¹ (VC₂) followed by application of 0.6 Mg Z ha⁻¹ combined with 1.80 Mg VC ha⁻¹ (-8.12% and 8.22%, respectively), while the lowest changes in both parameters (-1.67% and 1.47%, respectively) were recorded with CK.

Table 4: Soil BD and T.P values as affected by different treatments after both growing seasons.

Soil amendment	BD (g cm ⁻³)	T.P %
CK	1.40 ± 0.02 ^a	47.30 ± 0.78 ^e
Z ₁	1.37 ± 0.02 ^{ab}	48.43 ± 0.79 ^{de}
Z ₂	1.35 ± 0.02 ^{bc}	49.06 ± 0.65 ^{cd}
VC ₁	1.33 ± 0.02 ^{bcd}	49.69 ± 0.79 ^{abcd}
VC ₂	1.30 ± 0.02 ^d	50.94 ± 0.76 ^a
Z ₁ +VC ₁	1.32 ± 0.02 ^{cde}	50.19 ± 0.76 ^{abc}
Z ₃ +VC ₄	1.34 ± 0.02 ^{bcd}	49.43 ± 0.76 ^{bcd}
Z ₄ +VC ₃	1.31 ± 0.01 ^{ed}	50.44 ± 0.43 ^{ab}
LSD _{0.05}	0.033	1.25

* Different uppercase letters indicate significant differences between treatments (one-way ANOVA) for treatments, LSD test, (0.05).

The moisture retention curves of the soil treated by Z and VC as well as their combinations showed a relative increase in soil moisture content at medium suctions compared to that in CK plots (Fig.3). The highest increases in soil moisture content, drainable pores (DP), and water holding pores (WHP) were achieved with the application of 1.80 Mg Z ha⁻¹ combined with 0.6 Mg VC ha⁻¹ (Z₃+VC₄) and the application of 0.6 Mg Z ha⁻¹ combined with 1.80 Mg VC ha⁻¹ (Z₄+VC₃).

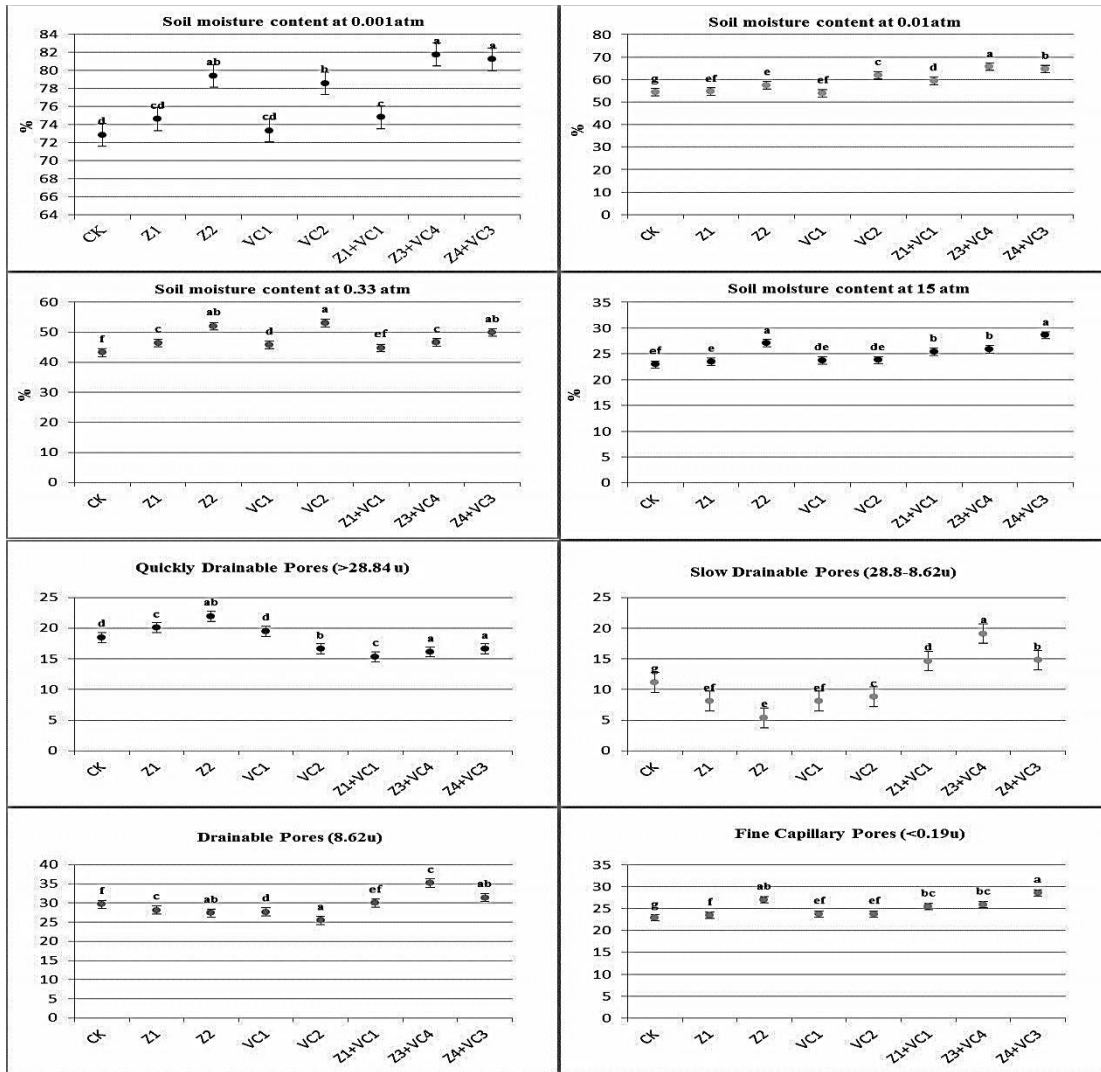


Fig.3. Effect of different rates of zeolite, vermicompost and their combinations on soil moisture content and pores size distribution after both seasons. Different letters on the top of the bars indicate significant differences at $P < 0.05$.

3.3. Growth and yield of wheat:

The data in Table (5) indicated that the soil amendments significantly improved wheat yield and growth parameters. The application of Z_2 treatment achieved the highest mean values of plant height (95.18 cm), 1000- grain weight (49.69 g), grain yield (8.80 Mg ha^{-1}), and straw yield (10.59 Mg ha^{-1}) followed by Z_3+VC_4 and Z_1+VC_1 . However, there were insignificant differences between all treatments on wheat straw yield. Overall changes in wheat growth ($p \leq 0.05$) showed that Z_2 treatment increased plant height, 1000- grain weight, grain yield, and straw yield by 35.92%, 9.60%, 42.77%, and 25.61%, respectively, while the lowest increases (3.27%, 5.63%, 8.65%, and 2.16%, respectively) were obtained with VC_1 over their values in the untreated soil (CK).

Table 5: The yield and growth parameters of wheat in both seasons as affected by different treatments.

Seasons	Soil amendments	G.Y (Mg ha ⁻¹)	S.Y (Mg ha ⁻¹)	Plant height (cm)	1000-G.W (g)
2018/2019	CK	5909 ± 239 ^d	8018 ± 631 ^a	70 ± 1.53 ^d	45.18 ± 1.42 ^b
	Z ₁	6742 ± 393 ^c	8773 ± 352 ^a	77 ± 2.52 ^{bcd}	47.34 ± 2.03 ^{ab}
	Z ₂	8460 ± 549 ^a	10360 ± 197 ^a	94 ± 9.29 ^a	49.55 ± 1.55 ^a
	VC ₁	6430 ± 325 ^{cd}	8460 ± 197 ^a	73 ± 4.04 ^{cd}	46.66 ± 2.27 ^{ab}
	VC ₂	7575 ± 312 ^b	9215 ± 271 ^a	84 ± 9.29 ^{abc}	47.95 ± 2.38 ^{ab}
	Z ₁ +VC ₁	7992 ± 508 ^{ab}	9449 ± 201 ^a	88 ± 5.13 ^{ab}	48.70 ± 1.90 ^{ab}
	Z ₃ +VC ₄	8070 ± 251 ^{ab}	9658 ± 195 ^a	88 ± 8.02 ^{ab}	49.12 ± 1.44 ^a
	Z ₄ +VC ₃	7809 ± 234 ^{ab}	9059 ± 111 ^a	84 ± 5.00 ^{abc}	48.17 ± 1.53 ^{ab}
	LSD _{0.05}	639.39	2522.4	10.83	3.20
2019/2020	CK	6143 ± 316 ^d	8851 ± 520 ^a	72 ± 1.53 ^d	46.22 ± 1.41 ^b
	Z ₁	7081 ± 385 ^c	9085 ± 471 ^a	81 ± 3.61 ^{bcd}	48.42 ± 2.04 ^{ab}
	Z ₂	8747 ± 563 ^a	10829 ± 458 ^a	99 ± 8.96 ^a	50.62 ± 1.54 ^a
	VC ₁	6664 ± 385 ^{cd}	8773 ± 361 ^a	77 ± 4.16 ^{cd}	47.73 ± 2.26 ^{ab}
	VC ₂	7861 ± 352 ^b	9814 ± 162 ^a	88 ± 10.58 ^{abc}	49.02 ± 2.40 ^{ab}
	Z ₁ +VC ₁	8174 ± 597 ^{ab}	9462 ± 204 ^a	92 ± 3.79 ^{ab}	49.78 ± 1.89 ^{ab}
	Z ₃ +VC ₄	8304 ± 251 ^{ab}	9684 ± 192 ^a	93 ± 8.51 ^a	50.20 ± 1.45 ^a
	Z ₄ +VC ₃	8096 ± 197 ^{ab}	9033 ± 123 ^a	89 ± 4.58 ^{abc}	49.24 ± 1.54 ^{ab}
	LSD _{0.05}	696.39	2185.6	11.16	3.20

*G.Y= grain yield, S.Y= straw yield, 1000-G.W= 1000 grain weight. Different uppercase letters indicate significant differences between treatments (one-way ANOVA) for treatments, LSD test, (0.05).

3.4. Water productivity (WP):

As shown in Table (6), irrigation water productivity was increased significantly ($P < 0.05\%$) with the addition of 2.40 Mg zeolite ha⁻¹ (Z₂). Z₂ achieved the highest WP values during the 1st and 2nd seasons (1.53 and 1.45 kg m⁻³, respectively). The lowest values in both seasons (1.07 and 1.02 kg m⁻³, respectively) were recorded in the control. Also, WP was affected significantly at $P < 0.05\%$ of the VC application at different rates. The addition of 2.40 Mg vermicompost ha⁻¹ (VC₂) produced higher values in both growing seasons (1.37 and 1.31 kg m⁻³, respectively). Therefore, WP values affected by Z and VC amendments were increased, according to the following descending order: Z₂ > Z₃+VC₄ > Z₄+VC₃ > Z₁.

3.5. Economic efficiency (Ee):

Regarding the effect of adds Zeolite and vermicompost on Ee was highly significant with Z₂ as compared with the other treatments. Both (Z₁+VC₁) and (Z₃+VC₄) treatments were similar in the two seasons as shown in Table 6. The lowest one 0.37 and 0.41 US\$ m⁻³ were recorded under treatment CK (the control) for the same two seasons. Regarding the add Zeolite effect, results revealed that Ee increased significantly with increasing the addition of Zeolite in the following order Z₂ > Z₁+VC₁ > Z₃+VC₄ > Z₄+VC₃.

3.6. Net returns (NR):

Regarding the effect of adding Z and VC, the highest "NR" values in both seasons were occurred with Z₂ (1156 and 1566 US \$ ha⁻¹, respectively), while the lowest (367 and 710 US\$ ha⁻¹, respectively) were recorded with Kc. Consequently, NR values took the following order: Z₂ > (Z₃+VC₄) > (Z₁+VC₁). **(Statistical data is not required as the cost is linked directly with the market demand and supply chain)**

3.7. Benefit-cost ratio (BCR):

The effect of Z and VC on BCR is shown in Table 6. The analysis of variance revealed that the addition of Z highly significant effect on BCR at 5% level for the two seasons. The highest BCR in the 1st and 2nd seasons (0.67 and 0.88, respectively) were achieved with Z₂ and the lowest (0.22 and 0.41, respectively) were given in CK plots.

Table 6: Water productivity (WP), Economic efficiency (Ee), Gross revenue, Net return (NR), and Benefit-cost ratio (BCR) as affected by different treatments in both seasons.

Season	Treatment	WP _{GY} Kg m ⁻³	WP _{SY} Kg m ⁻³	Ee US\$	G.R US\$	Coast US\$	NR US\$	BCR US\$
2018/2019	CK	1.07±0.04 ^d	1.45±0.11 ^a	0.37±0.02 ^d	2049.51±87.72 ^d	1682	367.51±87.72 ^f	0.22±0.05 ^e
	Z ₁	1.22±0.07 ^c	1.59±0.06 ^a	0.42±0.02 ^c	2319.67±105.03 ^c	1702	617.67±105.03 ^{de}	0.36±0.06 ^{cd}
	Z ₂	1.53±0.10 ^a	1.87±0.04 ^a	0.52±0.03 ^a	2878.34±156.46 ^a	1722	1156.34±156.46 ^a	0.67±0.09 ^a
	VC ₁	1.16±0.06 ^{cd}	1.53±0.04 ^a	0.40±0.02 ^{cd}	2216.97±81.73 ^{cd}	1702	514.97±81.73 ^{ef}	0.30±0.05 ^{de}
	VC ₂	1.37±0.06 ^b	1.67±0.49 ^a	0.47±0.03 ^b	2574.18±160.91 ^b	1842	732.18±160.91 ^{cd}	0.40±0.09 ^{cd}
	Z ₁ +VC ₁	1.45±0.09 ^{ab}	1.71±0.36 ^a	0.49±0.02 ^{ab}	2702.22±100.06 ^{ab}	1782	920.22±100.06 ^{bc}	0.52±0.06 ^b
	Z ₃ +VC ₄	1.46±0.05 ^{ab}	1.75±0.35 ^a	0.49±0.01 ^{ab}	2734.43±42.33 ^{ab}	1752	982.43±42.33 ^{ab}	0.56±0.02 ^b
	Z ₄ +VC ₃	1.41±0.04 ^{ab}	1.64±0.20 ^a	0.48±0.02 ^b	2631.66±119.28 ^b	1812	819.66±119.28 ^{bcd}	0.45±0.07 ^{bc}
	LSD _{0.05}	0.12	0.46	0.04	195.26	-	195.26	0.11
2019/2020	CK	1.02±0.05 ^d	1.47±0.09 ^a	0.41±0.02 ^d	2441.13±96.12 ^d	1731	710.13±96.12 ^e	0.41±0.06 ^e
	Z ₁	1.18±0.06 ^c	1.51±0.08 ^a	0.45±0.02 ^c	2726.72±108.72 ^c	1751	975.72±108.72 ^{cd}	0.56±0.06 ^{cd}
	Z ₂	1.45±0.09 ^a	1.80±0.08 ^a	0.55±0.03 ^a	3337.56±149.74 ^a	1771	1566.56±149.74 ^a	0.88±0.09 ^a
	VC ₁	1.11±0.06 ^{cd}	1.46±0.06 ^a	0.43±0.01 ^{cd}	2583.53±81.85 ^{cd}	1751	832.53±81.85 ^{ed}	0.48±0.05 ^{ed}
	VC ₂	1.31±0.06 ^b	1.63±0.27 ^a	0.50±0.02 ^b	3005.88±145.73 ^b	1891	1114.88±145.73 ^{cb}	0.59±0.08 ^{cd}
	Z ₁ +VC ₁	1.36±0.10 ^{ab}	1.57±0.34 ^a	0.51±0.02 ^b	3067.63±137.20 ^b	1831	1236.63±137.20 ^b	0.68±0.08 ^{bc}
	Z ₃ +VC ₄	1.38±0.04 ^{ab}	1.61±0.32 ^a	0.52±0.02 ^b	3121.99±88.09 ^b	1801	1320.99±88.09 ^b	0.73±0.05 ^b
	Z ₄ +VC ₃	1.34±0.03 ^{ab}	1.50±0.21 ^a	0.50±0.03 ^b	3011.93±151.02 ^b	1861	1150.93±151.02 ^{cb}	0.62±0.08 ^{bc}
	LSD _{0.05}	0.12	0.36	0.04	212.7	-	212.7	0.12

* WP_{GY}= grain yield, WP_{SY}= straw yield, Ee = Economic efficiency, NR= Net return and BCR= Benefit-cost ratio, G.R= Gross revenue has been calculated by multiplying total yield in kg ha⁻¹ and wheat market price per kilogram, the farm-gate price for wheat grain in this study was 0.222 US\$ kg⁻¹ and 0.04 US\$ for kilogram straw (Exchange rate 1 EGP=0.06 US\$ in 2018). Different uppercase letters indicate significant differences between treatments (one-way ANOVA) for treatments, LSD test, (0.05).

4. Discussion

4.1. Soil chemical characteristics:

The data indicated that irrigation by low-quality water increased Na^+ and Cl^- concentration with different treatments. The addition of Z and its combinations were more effective in reducing EC, Na^+ , Ca^{2+} , Mg^{2+} , Cl^- and ESP values. These results are in the same line with [18], who reported that application of Z decreased soil ECE and SAR values. The irrigation by saline water increased soil salinity and alkalinity [51], whereas Z application decreased both parameters due to that Na^+ ions are adsorbed by the Z [17]. According to [52], the application of Z can reduce soil Na^+ content from 563.0 to 182.7 ppm.

Moreover, VC improved the soil CEC parameter better than Z. The increase of CEC values may be attributed to the high CEC of VC. Similar results are obtained by [36]; [37]; [38]; [39]; [41] and [42]. The contents of available N, P, and K were increased with the application of Z or VC as well as their combinations. These increases may be related to the high CEC and other characteristics in Z and VC, which improved soil fertility. These results are agreed with [14]; [53]; [15]; and [16] who reported that the application of Z was particularly useful in improving nutrient supply. Application of zeolite amendments increased soil potassium availability [54]. Also, using VC can increase available N, P, and K in the soil according to [31]; [30]; [32]; [28]; [29]; [33]; [55]; [34] and [35], who demonstrated that VC increased the beneficial microbial populations and thus improved soil fertility.

4.2. Soil physical Characteristics:

Application of VC improved BD and TP parameters better than Z. The decline in BD and increasing in TP values were probably due to forming of aggregates and macro-pores by VC. Similar results were obtained by [36]; [37]; [38]; [39]; [41] and [42]. (these bulk density and total porosity will not be effected with the two season trials atleast it takes five seasons for only a marginal value change)

The moisture retention curves of the soil treated by Z or VC and their combinations showed a relative increase in soil moisture content at medium suctions. These results are in harmony with that observed by [26]; [27]; [19]; [18] who reported that the soil treated with Z and VC significantly increased water holding capacity and soil water content. Also, [20] reported that the infiltration rate and soil water content were significantly increased in soil treated with Z.

4.3. Growth and yield of wheat:

The stimulation of wheat growth by adding Z is due to alleviating salinity stress and improving the nutrient supply to plants and consequently, it will reflect on plant production. Using Z as soil amendment increased the contents of macro and trace elements (Ca^{2+} , Fe^{2+} , and Mn^{2+}) in plants under salinity conditions [56]. On the other hand, [57] observed that Z significantly increases Ca^{2+} concentration in the plant; this leads to a decrease in the $\text{Na}^+/\text{Ca}^{2+}$ ratio in plant tissues leading to higher tolerance to Na^+ cation. Also, [58] stated that Z as soil ameliorating amendments improved water holding capacity, availability of soil nutrients; improved infiltration rate, bulk density, soil porosity, and CEC, and also significantly increased crop production. According to [17], the application of Z in saline soil can control the availability of Na at a low level, thus the plant can grow well. [59] confirm that the yield increasing mechanism of Z saved the demands of plants for N during the entire growth period. On the other hand, VC can play an effective role in plant growth and also reduced the harmful effects of various environmental stresses on plants through its contents from microorganisms such as mycorrhizal fungi which enhances the water uptake by roots [60]. Also, the addition of VC to the root environment provides better conditions for the uptake of water and nutrients as well as better photosynthesis [61]. Most of the available nutrients for the plant are found in VC and thus it enhances the yield and quality-related traits of crops [62]. [63] reported that VC application improved crop growth and yield of wheat.

4.4. Water productivity (WP):

WP measures the relationship between the amounts of crop produced from the unit of irrigation water. Different water productivity indices result from different water input options. In the present study, the WP was calculated as a ratio between crop yields achieved with the addition of Z and VC. A higher WP resulted in either the same product from the same water resources, depending on the applied treatments. This might be due to under the zeolite application, the increase of yield and decrease in water consumption leads to improved water productivity [64]; [65]; [66]. Zeolite can be increased the water-holding capacity of water due to its crystalline structure [14]; [15] and [16].

4.5. Economic efficiency (Ee):

Ee takes into account values of output, opportunity costs of inputs, and externalities and is achieved when scarce resources (as well as in Egypt) are allocated and used such that net value or net returns (returns minus costs) are maximized [48]. Regarding the effect of adding Zeolite and vermicomposting on Ee was highly significant with addition of 2.40 Mg zeolite ha⁻¹ (Z₂) as compared with the other treatments.

4.6. Net returns "NR":

Regarding the effect of addition Z and VC, the highest "NR" values in both seasons were occurred with Z₂ (1156 and 1566 US \$ ha⁻¹, respectively), while the lowest (367 and 710 US\$ ha⁻¹, respectively) were recorded with Kc. Consequently, NR values took the following order: Z₂ > (Z₃+VC₄) > (Z₁+VC₁).

4.7. Benefit-cost ratio "BCR":

The results indicated that if good water was not available, low-quality water (2.17 ds/m) can be used with the addition of 2.4 tons Z /hectare to achieve a high economically attractive yield to reduce water permeation conditions in water-limited areas. The reason for this may be that the addition of Z led to improve the soil properties led to increase the total yield [18]. Also, zeolite amendment increased economic benefit by increase the rate to yield output [54].

5. CONCLUSION

It could be concluded that the application of Z and VC is a new strategy for alleviating abiotic stress and improving wheat growth. Z application was more effective than VC on improving soil physicochemical properties and improving the water productivity and achieve high economical attractiveness wheat irrigated by low-quality water.

REFERENCES

1. Fries, A.; Silva, K.; Pucha-Cofrep, F.; Oñate-Valdivieso, F.; Ochoa-Cueva, P. Water balance and soil moisture deficit of different vegetation units under semiarid conditions in the andes of southern Ecuador. *Climate* **2020**, *8*, 30.
2. Kayikcioglu, H.H. Short-term effects of irrigation with treated domestic wastewater on microbiological activity of a Vertic xerofluent soil under Mediterranean conditions. *Journal of Environmental Management* **2012**, *102*, 108–114.
3. Bedbabis, S.; Trigui, D.; Ben Ahmed, C.; Clodoveo, M.L.; Camposeo, S.; Vivaldi, G.A.; Ben Rouina, B. Long-terms effects of irrigation with treated municipal wastewater on soil, yield and olive oil quality. *Agricultural Water Management* **2015**, *160*, 14–21, doi:10.1016/J.AGWAT.2015.06.023.
4. Grattan, S.R.; Díaz, F.J.; Pedrero, F.; Vivaldi, G.A. Assessing the suitability of saline wastewaters for irrigation of Citrus spp.: Emphasis on boron and specific-ion interactions. *Agricultural Water Management* **2015**, *157*, 48–58.
5. Y. Angel, A. Vignesh Kumar, S.A. and G.P.K. Effect of Nutrient Management on Productivity and Quality of Acid Lime (*Citrus aurantifolia* swingle). *International Journal of Plant & Soil Science* **2021**, *33*, 106–110, doi:10.9734/IJPSS/2021/v33i2330724.
6. Gao, Y.; Shao, G.; Wu, S.; Xiaojun, W.; Lu, J.; Cui, J. Changes in soil salinity under treated wastewater irrigation: A meta-analysis. *Agricultural Water Management* **2021**, 255.
7. Khosravi, Y.; Zamani, A.; Pari Zanganeh, A.; Nouri, F. Study of the effect of irrigation with

- urban wastewater on the concentration of heavy metals in surface soils of the Southern Parts of Harsin, Kermanshah. *Iranian Journal of Irrigation & Drainage* **2020**, *13*, 1550–1564.
8. Abegunrin, T.P.; Awe, G.O.; Idowu, D.O.; Adejumo, M.A. Impact of wastewater irrigation on soil physico-chemical properties, growth and water use pattern of two indigenous vegetables in southwest Nigeria. *CATENA* **2016**, *139*, 167–178, doi:10.1016/j.catena.2015.12.014.
 9. Khafagy, O.-M.; Khafagy, E.; Abdelsatar, M.; Gabr, M. Water Quality Assessment of Agricultural Drains for Irrigation in Northern Delta of Egypt. *Journal of Soil Sciences and Agricultural Engineering* **2018**, *9*, 439–445.
 10. Gabr, M. Evaluation of irrigation water, drainage water, soil salinity, and groundwater for sustainable cultivation. *Irrigat Drainage Sys Eng* **2018**, *7*, 224.
 11. Wen, J.; Dong, H.; Zeng, G. Application of zeolite in removing salinity/sodicity from wastewater: A review of mechanisms, challenges and opportunities. *Journal of Cleaner Production* **2018**, *197*, 1435–1446, doi:10.1016/J.JCLEPRO.2018.06.270.
 12. WU, Y.; LI, Y.; ZHANG, Y.; BI, Y.; SUN, Z. Responses of Saline Soil Properties and Cotton Growth to Different Organic Amendments. *Pedosphere* **2018**, *28*, 521–529, doi:10.1016/S1002-0160(17)60464-8.
 13. Chávez-García, E.; Siebe, C. Rehabilitation of a highly saline-sodic soil using a rubble barrier and organic amendments. *Soil and Tillage Research* **2019**, *189*, 176–188.
 14. Jha, B.; Singh, D.N. Fly ash zeolites. *Advanced Structured Materials* **2016**, *78*, 5–31.
 15. Girijaveni, V.; Reddy, K.S.; Sharma, K.L.; Moulika, G. Zeolites are Emerging Soil Amendments for Improving Soil Physical and Chemical Properties in Agriculture: A Review. *International Journal of Agriculture, Environment and Biotechnology* **2018**, *11*, 841–849.
 16. Kalita, B.; Bora, S.S.; Gogoi, B. Zeolite: a soil conditioner. *International Journal of Current Microbiology and Applied Sciences* **2020**, *9*, 1184–1206.
 17. Rahayu, R.; Syamsiyah, J.; Dewi, L. Effects of Gypsum and Zeolite on Nutrient Uptake and Shallot (*Allium ascalonium* L.) Growth on Irrigated Saline Entisol. *JOURNAL OF TROPICAL SOILS* **2019**, *24*, doi:10.5400/jts.2019.v24i2.73-81.
 18. Khalifa, T.H.H.; Elsaka, M.S.; Shabana, M.A.; Abo-Elsooud, H.M. Effect of zeolite and mineral fertilizers on some soil properties and growth of Jew's mallow in clayey and sandy Soils. *International Journal of Plant and Soil Sci* **2019**, *3*, 1–12.
 19. Jakkula, V.S.; Wani, S.P. Zeolites: Potential soil amendments for improving nutrient and water use efficiency and agriculture productivity. *Scientific Reviews & Chemical Communications* **2018**, *8*, 1–15.
 20. Ghazavi, R. The application effects of natural zeolite on soil runoff, soil drainage and some chemical soil properties in arid land area. *International Journal of Innovation and Applied Studies* **2015**, *13*, 172.
 21. Ersahin, Y.S.; Haktanir, K.; Yanar, Y. Vermicompost suppresses *Rhizoctonia solani* Kühn in cucumber seedlings. *Journal of Plant Diseases and Protection* **2009**, *116*, 182–188.
 22. Hussain, N.; Abbasi, S.A. Efficacy of the vermicomposts of different organic wastes as “clean” fertilizers: state-of-the-art. *Sustainability* **2018**, *10*, 1205.
 23. Mahmud, M.; Abdullah, R.; Yaacob, J.S. Effect of vermicompost amendment on nutritional status of sandy loam soil, growth performance, and yield of pineapple (*Ananas comosus* var. MD2) under field conditions. *Agronomy* **2018**, *8*, 183.
 24. Azarmi, R.; Giglou, M.T.; Taleshmikail, R.D. Influence of vermicompost on soil chemical and physical properties in tomato (*Lycopersicon esculentum*) field. *African Journal of Biotechnology* **2008**, *7*.
 25. Adhikary, S. Vermicompost, the story of organic gold: A review. **2012**.
 26. Sinha, R.; Agarwal, S.; Chauhan, K.A.; Valani, D. The wonders of earthworms & its vermicompost in farm production: Charles Darwin's friends of farmer, with potential to replace destructive chemical fertilizers. *Agricultural sciences* **2010**, *1*, 76–94.
 27. Hosseinzadeh, S.R.; Amiri, H.; Ismaili, A. Effect of vermicompost fertilizer on photosynthetic characteristics of chickpea (*Cicer arietinum* L.) under drought stress. *Photosynthetica* **2016**,

- 54, 87–92.
28. Zaman, M.M.; Chowdhury, M.A.H.; Islam, M.R.; Uddin, M.R. Effects of vermicompost on growth and leaf biomass yield of stevia and post harvest fertility status of soil. *Journal of the Bangladesh Agricultural University* **2016**, *13*, 169–174.
 29. UZ, I.; SONMEZ, S.; TAVALI, I.E.; CITAK, S.; URAS, D.S.; CITAK, S. Effect of Vermicompost on Chemical and Biological Properties of an Alkaline Soil with High Lime Content during Celery (*Apium graveolens* L. var. dulce Mill.) Production. *Notulae Botanicae Horti Agrobotanici Cluj-Napoca* **2016**, *44*, doi:10.15835/nbha44110157.
 30. Sharma, R.C.; Banik, P. Vermicompost and Fertilizer Application: Effect on Productivity and Profitability of Baby Corn (*Zea Mays* L.) and Soil Health. *Compost Science & Utilization* **2014**, *22*, 83–92, doi:10.1080/1065657X.2014.895456.
 31. Mahmoud, E.K.; Ibrahim, M.M. Effect of vermicompost and its mixtures with water treatment residuals on soil chemical properties and barley growth. *Journal of soil science and plant nutrition* **2012**, *12*, 431–440.
 32. Mahmoud, I.M.; Mahmoud, E.K.; Doaa, I.A. Effects of vermicompost and water treatment residuals on soil physical properties and wheat yield. *International Agrophysics* **2015**, *29*.
 33. Gupta, M.; Srivastava, P.K.; NIRANJAN, A.; TEWARI, S.K. Use of a bioaugmented organic soil amendment in combination with gypsum for *Withania somnifera* growth on sodic soil. *Pedosphere* **2016**, *26*, 299–309.
 34. Zhao, H.-T.; Li, T.-P.; Zhang, Y.; Hu, J.; Bai, Y.-C.; Shan, Y.-H.; Ke, F. Effects of vermicompost amendment as a basal fertilizer on soil properties and cucumber yield and quality under continuous cropping conditions in a greenhouse. *Journal of Soils and Sediments* **2017**, *17*, 2718–2730, doi:10.1007/s11368-017-1744-y.
 35. Nurhidayati, N.; Machfudz, M.; Murwani, I. Direct and residual effect of various vermicompost on soil nutrient and nutrient uptake dynamics and productivity of four mustard Pak-Coi (*Brassica rapa* L.) sequences in organic farming system. *International journal of recycling of organic waste in agriculture* **2018**, *7*, 173–181.
 36. Kalantari, S.; Hatami, S.; Ardalan, M.M.; Alikhani, H.A.; Shorafa, M. The effect of compost and vermicompost of yard leaf manure on growth of corn. *African Journal of Agricultural Research* **2010**, *5*, 1317–1323.
 37. Aksakal, E.L.; Sari, S.; Angin, I. Effects of vermicompost application on soil aggregation and certain physical properties. *Land degradation & development* **2016**, *27*, 983–995.
 38. Singh, T.D.; Swaroop, N.; Thomas, T.; David, A.A. Effect of Different Levels of Vermicompost on Soil Physical Properties of Two Cultivars of Cabbage (*Brassica oleracea* L.) under Eastern UP (India) Conditions. *International Journal of Current Microbiology and Applied Sciences* **2017**, *6*, doi:10.20546/ijcmas.2017.606.344.
 39. Demir, Z. Effects of vermicompost on soil physicochemical properties and lettuce (*Lactuca sativa* Var. Crispa) yield in greenhouse under different soil water regimes. *Communications in Soil Science and Plant Analysis* **2019**, *50*, 2151–2168.
 40. Suthar, S. Effect of vermicompost and inorganic fertilizer on wheat (*Triticum aestivum*) production. *Nat Environ Pollut Tech* **2006**, *5*, 197–201.
 41. Aboelsoud, H.M.; Ahmed, A.A. Effect of biochar, vermicompost and polymer on wheat and maize productivity in sandy soils under drought stress. *Environment, Biodiversity and Soil Security* **2020**, *4*, 85–102.
 42. Ding, Z.; Kheir, A.M.S.; Ali, O.A.M.; Hafez, E.M.; ElShamey, E.A.; Zhou, Z.; Wang, B.; Ge, Y.; Fahmy, A.E.; Seleiman, M.F. A vermicompost and deep tillage system to improve saline-sodic soil quality and wheat productivity. *Journal of Environmental Management* **2021**, *277*, 111388.
 43. Dewis, J.; Freitas, F. Physical and chemical methods of soil and water analysis. *FAO Soils Bulletin* **1970**.
 44. Page, A.L.; Miller, R.H.; Kenney, D.R. Method of Soil Analysis, 2nd (ed) Agron. 9. *Publisher, Madiason, Wisconsin* **1982**.
 45. Klute, A. Water retention: laboratory methods. *Methods of soil analysis: Part 1 Physical and*

- mineralogical methods* **1986**, *5*, 635–662.
46. Campbell, D.J. Determination and use of soil bulk density in relation to soil compaction. In *Developments in Agricultural Engineering*; Elsevier, 1994; Vol. 11, pp. 113–139 ISBN 0167-4137.
 47. Molden, D.; Murray-Rust, H.; Sakthivadivel, R.; Makin, I. A water-productivity framework for understanding and action. *Water productivity in agriculture: Limits and opportunities for improvement* **2003**.
 48. Wichelns, D. Economic efficiency and irrigation water policy with an example from Egypt. *International Journal of Water Resources Development* **1999**, *15*, 543–560.
 49. Li, J.; Eneji, A.E.; Duan, L.; Inanaga, S.; Li, Z. Saving irrigation water for winter wheat with phosphorus application in the North China Plain. *Journal of plant nutrition* **2005**, *28*, 2001–2010.
 50. Duncan, D.B. Multiple range and multiple F tests. *Biometrics* **1955**, *11*, 1–42.
 51. Haj-Amor, Z.; Hashemi, H.; Bouri, S. The consequences of saline irrigation treatments on soil physicochemical characteristics. *Euro-Mediterranean Journal for Environmental Integration* **2018**, *3*, 1–12.
 52. Wang, X.; Ozdemir, O.; Hampton, M.A.; Nguyen, A. V.; Do, D.D. The effect of zeolite treatment by acids on sodium adsorption ratio of coal seam gas water. *Water Research* **2012**, *46*, 5247–5254, doi:10.1016/J.WATRES.2012.07.006.
 53. Eroglu, N.; Emekci, M.; Athanassiou, C.G. Applications of natural zeolites on agriculture and food production. *Journal of the Science of Food and Agriculture* **2017**, *97*, 3487–3499.
 54. Li, Y.; Xia, G.; Wu, Q.; Chen, W.; Lin, W.; Zhang, Z.; Chen, Y.; Chen, T.; Siddique, K.H.M.; Chi, D. Zeolite increases grain yield and potassium balance in paddy fields. *Geoderma* **2022**, *405*, 115397.
 55. Kazeminasab, A.; Yarnia, M.; Lebaschy, M.H.; Mirshekari, B.; Rejali, F. The effect of vermicompost and PGPR on physiological traits of lemon balm (*Melissa officinalis* L.) plant under drought stress. *Journal of Medicinal plants and By-product* **2016**, *5*, 135–144.
 56. Al-Busaidi, A.; Yamamoto, T.; Inoue, M.; Eneji, A.E.; Mori, Y.; Irshad, M. Effects of Zeolite on Soil Nutrients and Growth of Barley Following Irrigation with Saline Water. *Journal of Plant Nutrition* **2008**, *31*, 1159–1173, doi:10.1080/01904160802134434.
 57. Mahmoud, A.W.M.; Abdeldaym, E.A.; Abdelaziz, S.M.; El-Sawy, M.B.I.; Mottaleb, S.A. Synergetic Effects of Zinc, Boron, Silicon, and Zeolite Nanoparticles on Confer Tolerance in Potato Plants Subjected to Salinity. *Agronomy* **2020**, *10*.
 58. Mondal, M.; Biswas, B.; Garai, S.; Sarkar, S.; Banerjee, H.; Brahmachari, K.; Bandyopadhyay, P.K.; Maitra, S.; Brestic, M.; Skalicky, M. Zeolites Enhance Soil Health, Crop Productivity and Environmental Safety. *Agronomy* **2021**, *11*, 448.
 59. Sun, Y.; He, Z.; Wu, Q.; Zheng, J.; Li, Y.; Wang, Y.; Chen, T.; Chi, D. Zeolite amendment enhances rice production, nitrogen accumulation and translocation in wetting and drying irrigation paddy field. *Agricultural Water Management* **2020**, *235*, 106126, doi:10.1016/J.AGWAT.2020.106126.
 60. Kiran, S. Effects of vermicompost on some morphological, physiological and biochemical parameters of lettuce (*Lactuca sativa* var. *crispa*) under drought stress. *Notulae Botanicae Horti Agrobotanici Cluj-Napoca* **2019**, *47*, 352–358.
 61. Amiri, H.; Ismaili, A.; Hosseinzadeh, S.R. Influence of vermicompost fertilizer and water deficit stress on morpho-physiological features of chickpea (*Cicer arietinum* L. cv. karaj). *Compost Science & Utilization* **2017**, *25*, 152–165.
 62. Sharma, K.; Garg, V.K. Comparative analysis of vermicompost quality produced from rice straw and paper waste employing earthworm *Eisenia fetida* (Sav.). *Bioresource Technology* **2018**, *250*, 708–715, doi:10.1016/J.BIORTECH.2017.11.101.
 63. Ali, N.; Khan, M.N.; Ashraf, M.S.; Ijaz, S.; Saeed-ur-Rehman, H.; Abdullah, M.; Ahmad, N.; Akram, H.M.; Farooq, M. Influence of Different Organic Manures and Their Combinations on Productivity and Quality of Bread Wheat. *Journal of Soil Science and Plant Nutrition* **2020**, *20*, 1949–1960, doi:10.1007/s42729-020-00266-2.

64. Zheng, J.; Chen, T.; Xia, G.; Chen, W.; Liu, G.; Chi, D. Effects of zeolite application on grain yield, water use and nitrogen uptake of rice under alternate wetting and drying irrigation. *International Journal of Agricultural and Biological Engineering* **2018**, *11*, 157–164.
65. Wu, Q.; Chi, D.; Xia, G.; Chen, T.; Sun, Y.; Song, Y. Effects of Zeolite on Drought Resistance and Water–Nitrogen Use Efficiency in Paddy Rice. *Journal of Irrigation and Drainage Engineering* **2019**, *145*, 4019024.
66. GhassemiSahebi, F.; Mohammadrezapour, O.; Delbari, M.; KhasheiSiuki, A.; Ritzema, H.; Cherati, A. Effect of utilization of treated wastewater and seawater with Clinoptilolite-Zeolite on yield and yield components of sorghum. *Agricultural Water Management* **2020**, *234*, 106117.

UNDER PEER REVIEW