

## Original Research Article

### Effect of different nutrient management practices on Productivity and Profitability of Double Zero Indian Mustard (*Brassica juncea* L.)

#### ABSTRACT

A field experiment was conducted at Crop Research Center, Sardar Vallabhbhai Patel University of Agriculture & Technology, Meerut, Uttar Pradesh, with a view to compare the production potential under different nutrient management practices and also to find out the economic viability of this cultivar for soil quality. The treatments comprised of Control (T<sub>1</sub>), 100% N (T<sub>2</sub>), 100% NP (T<sub>3</sub>), 100% NPK (T<sub>4</sub>), 125%NPK (T<sub>5</sub>), 100% NPK+ S@40kg ha<sup>-1</sup> (T<sub>6</sub>), 100%NPK+ Zn@5kg ha<sup>-1</sup> (T<sub>7</sub>), 100%NPK + B@1kg ha<sup>-1</sup> (T<sub>8</sub>), 75% NPK+ VC@ 2t ha<sup>-1</sup> (T<sub>9</sub>), 75%NPK+FYM@ 6t ha<sup>-1</sup> (T<sub>10</sub>), 75%NPK + VC@ 2t ha<sup>-1</sup>+ Azotobacter (T<sub>11</sub>) and 75% NPK + FYM@6t ha<sup>-1</sup> + Azotobacter (T<sub>12</sub>). Results revealed that treatment T<sub>11</sub> (75% NPK + VC@2t ha<sup>-1</sup> + Azotobacter) and T<sub>12</sub> (75% NPK + FYM@6t ha<sup>-1</sup> + Azotobacter) exhibited significant influence on yield attributes and yields of mustard as compared to the application of 100% NPK alone. The maximum gross return was obtained in T<sub>12</sub> followed by T<sub>11</sub>. The highest net return was obtained in T<sub>5</sub> followed by T<sub>12</sub>, T<sub>6</sub> and T<sub>11</sub>, while minimum gross return and net return was obtained in T<sub>1</sub>. Application of 75% NPK + FYM@6t ha<sup>-1</sup> + Azotobacter (T<sub>12</sub>) and 75%NPK + VC@ 2t ha<sup>-1</sup>+ Azotobacter (T<sub>11</sub>) recorded higher gross return and net return but the B:C ratio was lower due to higher cost of vermicompost. Higher values of B: C ratio (4.23) was obtained in T<sub>6</sub> and T<sub>5</sub> respectively.

Keywords: Indian mustard, nutrient management practices, production potential, profitability

#### Introduction

Indian mustard (*Brassica juncea* L.) is commonly known as *raya* or *laha*. It is an important oilseed crop in the world. It plays an important role in meeting edible oil demand of the country. Indian mustard is chiefly cultivated in Uttar Pradesh, Rajasthan, Madhya Pradesh, Haryana, and Gujarat. Its cultivation is also being extended to non-traditional areas of cultivation in southern states like Karnataka, Tamil Nadu and Andhra Pradesh.

Among the various cultivated oilseed crops the contribution of Rapeseed and Mustard is around 26%. Rapeseed and Mustard is grown on an area of 6.9 million hectares, 7.2 M Mt of production and 1.0375 Mt ha<sup>-1</sup> productivity in India (Anonymous 2019). India is ranked third after Canada and China sharing about 11.0% of the global rapeseed-mustard production (72.41 mt) and 24.7% and 29.4% in terms of area and production, respectively, of oilseeds in

**Comment [mz1]:** Author should mention the year in which study conducted.

**Comment [mz2]:** What its mean? Author should justify this.

**Comment [mz3]:** Author should describe the statistical design for analysis of data along with their respective replicates.

**Comment [mz4]:** This was mentioned in previous lines. So, no need to write this again. Just T11 is enough for better understanding.

**Comment [mz5]:** While should be replaced with whereas.

**Comment [mz6]:** Author should follow the previous comment for better understanding.

**Comment [mz7]:** Author should also add one line for conclusion of result along with future prospect.

**Comment [mz8]:** Author should provide the proper references of this information.

**Comment [mz9]:** Reference is missing. Author should include this.

**Comment [mz10]:** This reference is not acceptable anymore. Replace this reference with appropriate one.

India during 2018-19. The area production and productivity of Rapeseed and Mustard in Uttar Pradesh is 0.9mha, 0.95mt and 1055 kg ha<sup>-1</sup> respectively. The estimated demand of oilseeds by 2030 is 82-101 mt and contribution of rapeseed-mustard is projected to be 16.4-20.5 mt, accounting its share of 20-25% in production (Chauhan *et al* 2020).

**Comment [mz11]:** Author should incorporate proper reference.

Indian mustard requires optimum weather conditions for its good growth and development. Since it is mostly grown after the harvest of rice and late recession of moisture from rice fields in Uttar Pradesh, the sowing of mustard crop gets delayed and the growth and vigour of mustard is not good as timely sown crop. It is important to increase the productivity of Indian mustard, which still has a greater scope to exploit the yield potential of existing cultivars with agronomic management.

**Comment [mz12]:** Author should mention the names of weather condition because it's a general term and specify the weather conditions.

Among the various agronomic factors that are known to enhance crop production, fertilizer and nutrient management play a significant role. The efficiency of fertilizer nitrogen is only 40-50%, phosphorous 15-20% and Sulphur 10-12% in Indian soils and this could be enhanced by efficient use of inputs (Hegde and Sudhakara Basu, 2004). The nutrient requirement of Indian mustard, in general is high and inadequate nutrient use often leads to low productivity of the major nutrient elements, which is insufficient in most of the Indian soils, plays appreciably an important role in *Brassicajuncea*.

**Comment [mz13]:** Reference is missing and should be included.

Knowledge of the concentration of the dosage of plant nutrients in a crop and the amount of nutrients removed by a particular crop from the soil may be a useful guide for the recommendation of a sound nutrient management Programme. For sustainable crop production, integrative effect of organic, inorganic and bio-fertilizers is important. Biofertilizers and organic manures play a significant role in sustaining soil health. Nitrogen, phosphorous and potassium as major nutrients and Sulphur, boron among the secondary nutrients play an important role in influencing the yield and quality of mustard. Moreover balanced fertilization is an important aspect of crop production technology.

**Comment [mz14]:** Author should add the reference.

## Material and Methods

The experiment was carried out at Crop Research Centre, Sardar Vallabhbhai Patel University of Agriculture and Technology, Meerut (U.P.) to study the influence of different nutrient management practices on productivity and profitability of Double Zero Indian Mustard in Randomized Block Design with 12 treatments (Table 1), replicated three times. The maximum and minimum temperatures recorded were 35.21 °C and 4.89 °C during the crop growth period. Maximum temperature ranged from 18.13 °C to 34.01 °C during maturity phase of the crop. Relative humidity varied from 26.57% to 94.86% during crop growth

**Comment [mz15]:** Author should mention the year of study.

period. The area receives mean annual rainfall of 845mm. The soil of the experimental field was sandy loam in texture, low in available nitrogen ( $220.7 \text{ kg ha}^{-1}$ ) and organic carbon (0.48%), medium in available phosphorous ( $13.8 \text{ kg ha}^{-1}$ ) and potassium ( $247.2 \text{ kg ha}^{-1}$ ) and slightly alkaline (pH 7.8) in reaction with electrical conductivity of  $0.22 \text{ dS m}^{-1}$ . The gross and net plot size were  $6\text{m} \times 4.5\text{m}$  and  $4.8\text{m} \times 2.7\text{m}$  respectively. The crop variety Pusa Mustard 31(PDZM-31) was sown on 19 October 2020 and harvested on 20 March 2021. The seed rate was  $5 \text{ kg ha}^{-1}$ . Seeding was done in the row to row spacing of 45 cm and plant to plant spacing of 15cm. The recommended dose of nitrogen ( $120\text{kg ha}^{-1}$ ) was applied in two equal split, the half as basal and the remaining half was top dressed 2 times at the time of first and second irrigation. The whole quantity of potassium ( $40 \text{ kg ha}^{-1}$ ) was applied as basal dose through Murate of Potash at 8-10 cm depth along with half dose of nitrogen prior to sowing. Phosphorous was applied as basal dose ( $60\text{kg ha}^{-1}$ ) through DAP. Vermicompost ( $2\text{t ha}^{-1}$ ) and FYM ( $6\text{t ha}^{-1}$ ) were applied in the field as per treatments and was thoroughly mixed at the time of sowing. The sulphur was applied through Gypsum in the field as per treatments. Boron was applied through borax at the time of sowing. Zinc was applied at the time of sowing in the form of Zinc sulphate. The seed was treated with Azotobacter @ $200\text{g} / 10 \text{ kg}$  seed which was applied as per treatments before the sowing. One thinning was done after 30 days of sowing to maintain a plant to plant distance of about 15 cm. Weeding and hoeing operation were performed manually after first and second irrigation at proper soil moisture condition of the soil. At the harvest, seeds per siliqua, 1000 seed weight, seed yield and stover yield were calculated. Economics of treatments were computed on the basis of prevailing market price of inputs and outputs under each treatment. The total cost of cultivation of crop was calculated on the basis of different operations performed and materials used for raising the crop including the cost of fertilizers and seeds. The cost of labour incurred in performing different operation was also included. Statistical analysis of the data was done as per the standard analysis of variance technique for the experimental designs following SPSS software based programme, and the treatment means were compared at  $P < 0.05$  level of probability using t-test and calculating CD values.

**Comment [mz16]:** These lines should be incorporated under the heading of statistical analysis for better understanding.

## Result and Discussion

### Influence of different nutrients on yield attributes of Indian mustard

Yield attributes *viz.*, Number of siliqua plant<sup>-1</sup>, Siliqua length (cm), Number of seeds per siliqua and weight of 1000 seeds of Indian mustard were affected significantly by various treatments involving different nutrient management practices (Table 1 and fig 1a &1b).

**Table 1: Influence of different nutrients on yield attributes of Indian mustard.**

Treatments	No. of siliqua plant <sup>-1</sup>	Siliqua length (cm)	Number of seeds siliqua <sup>-1</sup>	1000 seed weight(g)
T <sub>1</sub> Control	148.0	4.17	12.4	3.46
T <sub>2</sub> 100% N	207.0	4.22	12.9	3.53
T <sub>3</sub> 100% NP	240.7	4.29	13.3	3.55
T <sub>4</sub> 100% NPK	257.3	4.32	13.3	3.64
T <sub>5</sub> 125%NPK	251.3	4.37	14.4	3.63
T <sub>6</sub> 100% NPK+ S@ 40kg ha <sup>-1</sup>	259.2	4.34	15.6	3.67
T <sub>7</sub> 100%NPK+ Zn@ 5kg ha <sup>-1</sup>	255.0	4.33	14.2	3.62
T <sub>8</sub> 100%NPK + B@ 1kg ha <sup>-1</sup>	235.7	4.43	14.6	3.61
T <sub>9</sub> 75% NPK+ VC@ 2.5t ha <sup>-1</sup>	256.0	4.50	15.5	3.74
T <sub>10</sub> 75%NPK+FYM@ 6t ha <sup>-1</sup>	257.0	4.51	15.5	3.75
T <sub>11</sub> 75%NPK + VC@ 2t ha <sup>-1</sup> +Azotobacter	259.3	4.53	16.0	3.77
T <sub>12</sub> 75% NPK + FYM@6t ha <sup>-1</sup> + Azotobacter	254.7	4.54	16.1	3.78
<b>SEm ±</b>	<b>7.7</b>	<b>0.03</b>	<b>0.19</b>	<b>0.03</b>
<b>C D (P=0.05)</b>	<b>22.7</b>	<b>0.09</b>	<b>0.55</b>	<b>0.08</b>

From the given data (Table 1) it can be inferred that the maximum number of siliqua plant<sup>-1</sup> (259) were produced in the treatment T<sub>11</sub> (75%NPK + VC@ 2t ha<sup>-1</sup>+ Azotobacter) which was found to be on par with T<sub>4</sub> (100%NPK), T<sub>6</sub> (100% NPK+ S@40kg ha<sup>-1</sup>), T<sub>7</sub>

**Comment [mz17]:** Author should replace the "on par" with "at par".

(100%NPK+ Zn@5kg ha<sup>-1</sup>), T<sub>9</sub> (75% NPK+ VC@ 2t ha<sup>-1</sup>), T<sub>10</sub> (75%NPK+FYM@ 6t ha<sup>-1</sup>) and T<sub>12</sub> (75% NPK + FYM@ 6t ha<sup>-1</sup> + Azotobacter). However, the lowest number of siliqua plant<sup>-1</sup> (148) were recorded in treatment T<sub>1</sub> (Control) which was significantly lower than rest of the other treatments. In mustard sink lies in siliqua and seeds. Therefore, under optimum supply of recommended dose of fertilizers, greater translocation of photosynthesis occurs from source (leaves) to sink site (siliqua and seeds), resulting into increased number of siliquae. The results were in accordance with those reported by **Bhat et al. (2006), Kumar et al. (2014) and Sharma et al. (2016)**.

Significantly higher siliqua length (3.54) was recorded in treatment T<sub>12</sub> (75% NPK + FYM@ 6t ha<sup>-1</sup> + Azotobacter) which was statistically found to be on par with, T<sub>9</sub> (75% NPK+ VC@ 2t ha<sup>-1</sup>), T<sub>10</sub> (75%NPK+FYM@ 6t ha<sup>-1</sup>) and T<sub>11</sub> (75%NPK + VC@ 2t ha<sup>-1</sup>+ Azotobacter). Treatment T<sub>1</sub> (Control) recorded the lowest siliqua length (4.17cm) and next in order was treatment T<sub>2</sub> (100% N). It might be due to increased and prolonged availability of nutrients from integrated use of FYM, major nutrients and biofertilizers, which ultimately resulted in rapid cell multiplication and cell elongation under sufficient nutrient supply. The results were in accordance with those reported by **Singh and Siniswar (2006), Patel et al (2009) and Kumar et al (2014)**.

It is evident from the data that the significantly higher number of seeds siliqua<sup>-1</sup> (16.1) were produced in treatment T<sub>12</sub> (75% NPK + FYM@6t ha<sup>-1</sup> + Azotobacter) which remained on par with, T<sub>9</sub> (75% NPK+ VC@ 2t ha<sup>-1</sup>), T<sub>10</sub> (75%NPK+FYM@ 6t ha<sup>-1</sup>) and T<sub>11</sub> (75%NPK + VC@ 2t ha<sup>-1</sup>+ Azotobacter). Treatment T<sub>1</sub> recorded lowest number of seeds siliqua<sup>-1</sup> (12.4) followed by T<sub>2</sub> (100% N). Adequate nutrients availability to the crop as a result of increment in photosynthesis as well as growth led to increase in the no of seeds siliqua<sup>-1</sup>. These findings were almost similar to the results reported by **Hussain et al (2008), Tripathi et al (2011) and Dubey et al (2013)**.

Maximum test weight (3.78g) was recorded in T<sub>12</sub> (75% NPK + FYM@6t ha<sup>-1</sup> + Azotobacter) which was on par to T<sub>9</sub> (75% NPK+ VC@ 2t ha<sup>-1</sup>), T<sub>10</sub> (75%NPK+FYM@ 6t ha<sup>-1</sup>) and T<sub>11</sub> (75%NPK + VC@ 2t ha<sup>-1</sup>+ Azotobacter), whereas the lowest test weight (3.46) was recorded in T<sub>1</sub> (Control). The integrated application of FYM, macro and micro nutrients and biofertilizers might increase availability of plant nutrients which result into better nourishment of plants and the formation of bold seeds, ultimately increased weight of seeds. The results were similar to the findings reported by **Dubey et al (2013), Kumar et al. (2014) and Sharma et al. (2016)**.

**Comment [mz18]:** Is this author findings? If yes then describe appropriate reasoning behind this. If no the mention the reference who find this.

**Comment [mz19]:** Author should include few lines of their results which support the author work.

**Comment [mz20]:** Author should replace the "on par" with "at par".

**Comment [mz21]:** Is this author findings? If yes then describe appropriate reasoning behind this. If no the mention the reference who find this.

**Comment [mz22]:** Author should include few lines of their results which support the author work.

**Comment [mz23]:** Follow the previous comments.

**Comment [mz24]:** Previous comments should be followed.

## Influence of different nutrient management practices on Productivity

Data with regard to the effect of different nutrient management practices on seed yield, stover yield, biological yield and harvest index of mustard crop are mentioned in Table 2 and depicted in fig 2.

**Table 2: Influence of different nutrients on Yield of Indian mustard**

Treatments		Seed yield (q ha <sup>-1</sup> )	Stover yield (q ha <sup>-1</sup> )	Biological yield (q ha <sup>-1</sup> )	HI (%)
T <sub>1</sub>	Control	8.89	46.33	55.22	16.08
T <sub>2</sub>	100% N	13.79	58.70	72.49	19.05
T <sub>3</sub>	100% NP	16.75	61.45	78.20	21.43
T <sub>4</sub>	100% NPK	18.77	63.25	82.02	22.89
T <sub>5</sub>	125%NPK	22.38	76.41	98.80	22.66
T <sub>6</sub>	100% NPK+ S@ 40kg ha <sup>-1</sup>	21.96	75.90	97.86	22.45
T <sub>7</sub>	100%NPK+ Zn@ 5kg ha <sup>-1</sup>	20.17	69.68	89.86	22.48
T <sub>8</sub>	100%NPK + B@ 1kg ha <sup>-1</sup>	18.37	64.87	83.25	22.06
T <sub>9</sub>	75% NPK+ VC@ 2t ha <sup>-1</sup>	20.07	70.80	90.87	22.08
T <sub>10</sub>	75%NPK+FYM@ 6t ha <sup>-1</sup>	20.67	71.88	92.56	22.33
T <sub>11</sub>	75%NPK + VC@ 2t ha <sup>-1</sup> +Azotobacter	22.54	74.70	97.25	23.19
T <sub>12</sub>	75% NPK + FYM@ 6t ha <sup>-1</sup> + Azotobacter	22.66	75.08	97.74	23.21
<b>SEm ±</b>		<b>0.48</b>	<b>1.83</b>	<b>1.96</b>	<b>0.58</b>
<b>C D (P=0.05)</b>		<b>1.41</b>	<b>5.39</b>	<b>5.74</b>	<b>1.72</b>

Among the various nutrient levels, the treatment T<sub>12</sub> (75% NPK +FYM@ 6t ha<sup>-1</sup> + Azotobacter) exhibited significantly higher seed yield (22.66 q ha<sup>-1</sup>) which was statistically on par to T<sub>5</sub> (125% NPK), T<sub>6</sub> (100% NPK+ S@ 40kg ha<sup>-1</sup>) and T<sub>11</sub> (75%NPK + VC@ 2t ha<sup>-1</sup>+ Azotobacter), .Treatment T<sub>1</sub> (Control) with no application of any fertilizer recorded lowest grain yield of 8.89 q ha<sup>-1</sup>. About 20.7%, 20.1%, 19.2% and 16.9% increase in seed yield was recorded by T<sub>12</sub> (75% NPK +FYM@ 6t ha<sup>-1</sup> + Azotobacter), T<sub>11</sub> (75% NPK + VC@ 2t ha<sup>-1</sup> + Azotobacter), T<sub>5</sub> (125% NPK) and T<sub>6</sub> (100% NPK + S@ 40kg ha<sup>-1</sup>) respectively over treatment T<sub>4</sub> (100% NPK), also T<sub>9</sub> (75% NPK+ VC@ 2t ha<sup>-1</sup>) and T<sub>10</sub> (NPK+FYM 6t ha<sup>-1</sup>) recorded increase in seed yield of 6.9% and 10.1% respectively over T<sub>4</sub> (100 % NPK)

respectively. Treatment T<sub>2</sub> (100% N) and T<sub>3</sub> (100 % NP) showed an increment in seed yield of 55.1% and 88.4% respectively over T<sub>1</sub> (Control). Addition of Sulphur (T<sub>6</sub>) and Zinc (T<sub>7</sub>) to RDF (100% NPK) recorded an increase of 16.9 % and 7.4% seed yield respectively over T<sub>4</sub> (100% NPK). It can also be seen from the data (Table 2) that by the addition of Biofertilizer treatment T<sub>11</sub> ((75% NPK + VC@2t ha<sup>-1</sup> + Azotobacter) showed 12.3% seed yield increment over T<sub>9</sub> (75% NPK+ VC@ 2t ha<sup>-1</sup>). Similarly T<sub>12</sub> (75% NPK +FYM@6t ha<sup>-1</sup> + Azotobacter) recorded 9.6 % increase in seed yield over T<sub>10</sub> ((NPK+FYM 6t ha<sup>-1</sup>). The maximum seed yield was recorded due to integrated application of FYM, chemical fertilizers and biofertilizers. This might be due to slow release of nutrient from FYM leading to reduced loss of nitrogen and efficient use of Macro and micronutrients. The production of growth promoting and antifungal substances by Azotobacter and nitrogen fixation was possibly the reason for higher yields.

In the same way, stover yield of mustard (Table 2) was significantly influenced by different nutrient management treatments. Results revealed that the differences in stover yield were found significant due to different treatments. Though significantly higher stover yield 76.41q ha<sup>-1</sup> was recorded under T<sub>5</sub>, it was statistically on par with T<sub>6</sub>, T<sub>10</sub>, T<sub>11</sub> and T<sub>12</sub>. The lowest stover yield (46.33 q ha<sup>-1</sup>) was recorded in T<sub>1</sub> (control). Similar trend was observed in Biological yield, whereas maximum harvest index (23.21 %) was recorded in T<sub>12</sub> which was on par with T<sub>4</sub>, T<sub>5</sub>, T<sub>6</sub>, T<sub>7</sub>, T<sub>8</sub>, T<sub>9</sub>, T<sub>10</sub> and T<sub>11</sub>. The increase in straw yield was mainly due to increased growth attributing characters like plant height and number of primary and secondary branches plant-1. The use of organic manure like FYM and biofertilizers in conjunction with macro and micronutrients had profound effect on vegetative growth due to improved nutrients availability in the soil for longer time with progressive decompositions of FYM. These findings are in conformity with the results of Singh and Singh (2014), Sharma et al. (2016), Singh et al. (2017), Dhruw et al. (2017), Kumar et al. (2018) and Shivendu et al. (2019).

**Comment [mz25]:** Author should correct this.

**Comment [mz26]:** Author should include proper reference.

**Comment [mz27]:** Add few lines of their work results.

## Economics

From Table 3 it can be seen that among the various nutrient levels, the cost of cultivation (Rs. ha<sup>-1</sup>) varied from 26,299 to 39,542 Rs. ha<sup>-1</sup>. The highest cost of cultivation was registered with the application of 75%NPK + VC@ 2t ha<sup>-1</sup>+ Azotobacter (T<sub>11</sub>) followed by 75% NPK+ VC@ 2t ha<sup>-1</sup> (T<sub>9</sub>), 75% NPK + FYM@6t ha<sup>-1</sup> + Azotobacter (T<sub>12</sub>) while the application of no fertilizer (Control) registered the lowest cost of cultivation. Maximum gross

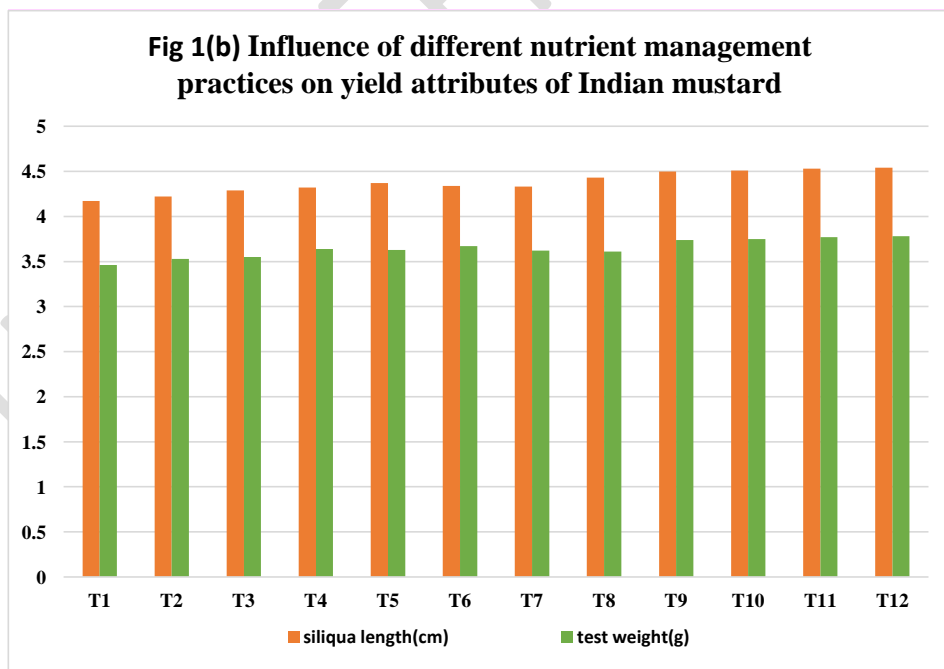
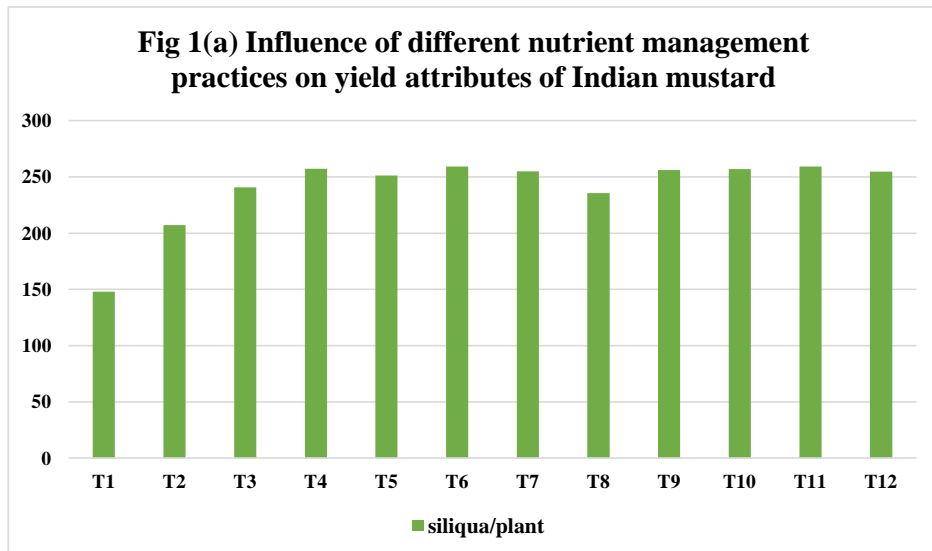
returns (175479 Rs. ha<sup>-1</sup>) was obtained by the application of 75% NPK + FYM@ 6t ha<sup>-1</sup> + Azotobacter (T<sub>12</sub>) followed by 75%NPK + VC@ 2t ha<sup>-1</sup>+ Azotobacter (T<sub>11</sub>), 125% NPK (T<sub>5</sub>) and 100% NPK+ S@ 40kg ha<sup>-1</sup> (T<sub>6</sub>).

**Table 3: Influence of different nutrient combinations on Economic analysis of Indian mustard**

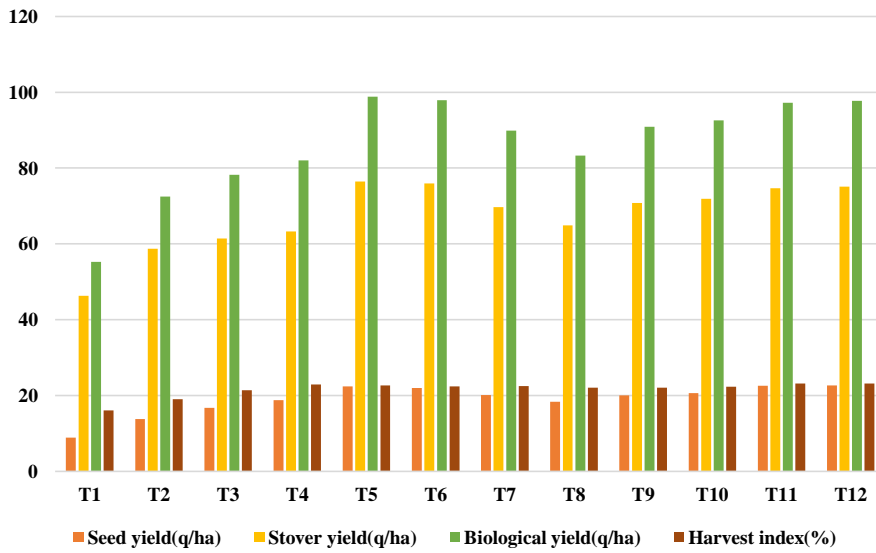
Treatments	Cost of cultivation (Rs. Ha <sup>-1</sup> )	Gross income (Rs. Ha <sup>-1</sup> )	Net income (Rs. Ha <sup>-1</sup> )	B:C Ratio
T <sub>1</sub> Control	26,299	73906	47607	1.81
T <sub>2</sub> 100% N	27,833	110693	82859	2.97
T <sub>3</sub> 100% NP	30,186	131498	101311	3.35
T <sub>4</sub> 100% NPK	31,312	145673	114360	3.65
T <sub>5</sub> 125%NPK	33,230	173988	140758	4.23
T <sub>6</sub> 100% NPK+ S@ 40kg ha <sup>-1</sup>	32,662	171000	138338	4.23
T <sub>7</sub> 100%NPK+ Zn@ 5kg ha <sup>-1</sup>	38006	157051	119045	3.13
T <sub>8</sub> 100%NPK + B@ 1kg ha <sup>-1</sup>	34,162	143458	109296	3.19
T <sub>9</sub> 75% NPK+ VC@ 2t ha <sup>-1</sup>	39312	156713	117400	2.98
T <sub>10</sub> 75%NPK+FYM@ 6t ha <sup>-1</sup>	37312	161087	123774	3.31
T <sub>11</sub> 75%NPK + VC@ 2t ha <sup>-1</sup> + Azotobacter	39542	174555	135013	3.41
T <sub>12</sub> 75% NPK + FYM@ 6t ha <sup>-1</sup> + Azotobacter	37542	175479	137937	3.62

The lowest Gross return of 73906 Rs. ha<sup>-1</sup> was obtained in treatment T<sub>1</sub> (Control). Maximum net return of 140758 Rs ha<sup>-1</sup> was recorded by the application of 125% NPK (T<sub>5</sub>) followed by 75% NPK + FYM@ 6t ha<sup>-1</sup> + Azotobacter (T<sub>12</sub>), 100% NPK+ S@ 40kg ha<sup>-1</sup> (T<sub>6</sub>) and 75%NPK + VC@ 2t ha<sup>-1</sup> + Azotobacter (T<sub>11</sub>). However, the maximum Benefit cost ratio of 4.23 was obtained by the application of 100% NPK+ S@ 40kg ha<sup>-1</sup> (T<sub>6</sub>) & 125% NPK (T<sub>5</sub>) followed by T<sub>4</sub>, T<sub>11</sub> and T<sub>12</sub>. The higher net returns and BCR was mainly due to increase in seed yield. Similar results recorded by Nath *et al.* (2018), Rohit *et al.* (2019) and Satyanarayana *et al.* (2020).

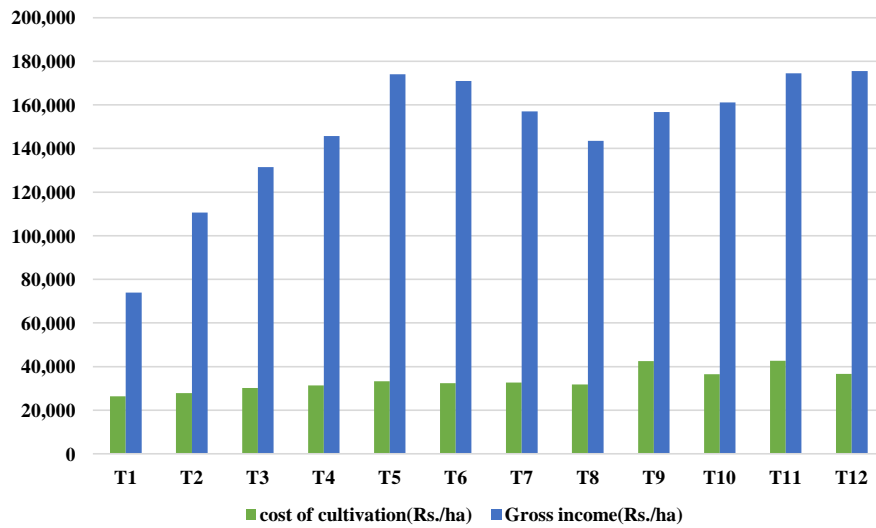
**Comment [mz28]:** Follow the previous instructions.



**fig 2 Influence of different nutrients on yield of Indian mustard**



**Fig 3 Influence of different nutrient management on economics of Indian mustard**



## COMPETING INTERESTS DISCLAIMER:

Authors have declared that no competing interests exist. The products used for this research are commonly and predominantly use products in our area of research and country. There is absolutely no conflict of interest between the authors and producers of the products because we do not intend to use these products as an avenue for any litigation but for the advancement of knowledge. Also, the research was not funded by the producing company rather it was funded by personal efforts of the authors.

**Comment [mz29]:** Author should add error bars for better justification.

## References

- Anonymous 2019. Agricultural Statistics at a glance. Directorate of Economics and Statistics, *Department of Agriculture, Cooperation and Farmers Welfare, Government of India*, 2016.
- Bhat, S.A., Khan, F.A. and Khan, M.I. 2006. Effect of nitrogen and phosphorus on growth, nutrient content, seed yield and quality of mustard. *Indian Journal of Plant Physiology*, **11**(3): 281-286.
- Chauhan, J.S., Choudhary, P.R., Pal, S. and Singh, K.H. 2020. Analysis of seed chain and its implication in rapeseed-mustard (*Brassica spp.*) production in *India Journal Oilseeds Research* **37**(2): 71-84.
- Dhruw, S.S., Swaroop, N., Swamy, A. and Upadhyay, Y. 2017. Effects of Different Levels of NPK and Sulphur on Growth and Yield Attributes of Mustard (*Brassica juncea* L.) Cv. Varuna. *International Journal of Current Microbiology and Applied Sciences*, **6**: 1089-1098.
- Dubey, S.K., Tripathi, S.K. and Singh, B. 2013. Effect of sulphur and zinc levels on growth, yield and quality of mustard (*Brassica juncea* L.). *Journal of Crop Science and Technology*, **2**(1): 2319-3395.
- Hegde, D.M., and Sudhakara Basu, S.N. 2004. Balanced fertilization for nutritional quality in oilseeds. *Fertilizer News* **49**(4): 57-62, 65-66.
- Hussain, M. J., Sarker, M.M.R, Sarker, M. H., Ali, M. and Salim, M.M.R. 2008. Effect of different levels of boron on the yield and yield attributes of mustard in surma-kushiara flood plain soil (AEZ 20). *Journal of Soil and Nature*, **2**: 06-09.
- Kumar, B., & Singh, G. R. 2014. Response of land configurations, IW/CPE ratios and integrated nutrient supply systems on growth function, yield and water use

- efficiency of French bean (*Phaseolus vulgaris* L. PDR-14), *International Journal of Agriculture, Environment & Biotechnology*, **7**(4), 825-831.
- Kumar, S., Patel, A., Nath, T., Verma, S. and Prajapati, A. 2018. Response of sulphur and zinc nutrition on growth, yield attributes and yields of rapeseed (*Brassica napus* L.) under upland soil of Vindhyan region. *Journal of Pharmacognosy and Phytochemistry*, 135-140.
- Nath, S., Patel, B.T., Meena, O. and Jat, G.P. 2018. Effect of phosphorus and sulphur on yield attributes, yield and economics of mustard (*Brassica juncea* L.) Czern & Coss] in loamy sand. *Journal of Pharmacognosy and Phytochemistry*, **7**(5): 498-500.
- Patel, G.M., Patel, B.T., Nodia, I.N., Bhatt, V.K., and Bhatt, R.K. 2009. Effect of sources and levels of sulphur on yield, quality and nutrient uptake of mustard (*Brassica juncea* L.) varieties in loamy sand soil. *Journal of Soils and Crops*, **19**: 30-35.
- Rohit, K., Akhila, N.D., Suhana, P.G. Anupam, D. and Sanjay, S. 2019. Impact of Integrated nutrient management on nutrient uptake of mustard crop. *International Journal of Chemical Studies*, **7**(3) 1284-1287.
- Satyanarayana, U., Singh, R., Singh, A.C. and Singh, E. 2020. Effect of nutrient combinations on Economics of mustard (*Brassica juncea* L.). *International Journal of Chemical Studies*, **9**(1):2436-2438.
- Sharma, J. 2016. Influence of Vermicompost and Different Nutrients on Performance of Indian Mustard [*Brassica juncea* (L.) Czern and Coss] in Typic Haplusteps. M.Sc. (Ag.) Thesis, Maharana Pratap Agricultural University and Technology, Udaipur.
- Shivendu, K. C., Sanjay, K.S. and Anil, P. 2019. Influence of integrated nutrient management on yield and quality of Indian mustard (*Brassica juncea* L.) in calcareous soil of Bihar. *Annals of Plant and Soil Research*, **21**(1): 76-81.
- Singh, R., Singh, A.K. and Kumar. P. 2014. Performance of Indian mustard (*Brassica juncea* L.) in response to Integrated Nutrient Management. *Journal of Agricultural Research*, **1**(1): 9-12.
- Singh, R. and Siniswar, B.S. 2006. Effect of Integrated nutrient management on growth, yield, oil content and nutrient uptake of Indian mustard (*Brassica juncea* L.) in eastern part of Rajasthan. *Indian Journal of Agriculture Science*, **76**(5): 322-324.

Singh, V. and Kumar, V. 2017. Effect of NPK, Sulphur and FYM on growth and yield of Mustard (*Brassica juncea* L.) in western Uttar Pradesh. *International seminar on Oilseed Brassica*, Jaipur, Rajasthan, India 118.

Tripathi, M.K., Chaturvedi, S., Shukla, D.K. and Mahapatra, B.S. 2011. Yield performance and quality in Indian mustard (*Brassica juncea* L.) as affected by integrated nutrient management. *Indian Journal of Agronomy*, **55**(2): 138-142.

UNDR PEER REVIEW