

## Original Research Article

# THEORETICAL STUDY OF SOLVENT EFFECTS ON THE ELECTRONIC AND THERMODYNAMIC PROPERTIES OF TETRATHIAFULVELENE (TTF) MOLECULE BASED ON DFT

### ABSTRACT

Tetrathiafulvelene ( $C_6H_4S_2$ ) is an organosulfur compound used in the production of molecular devices such as switches, sensors, nonlinear optical devices and rectifiers. In this work, a theoretical study on the effects of solvent on TTF molecule was investigated and reported based on Density Functional Study (DFT) as implemented in Gaussian 03 package using B3LYP/6-31++G(d,p) basis set. Different solvents were introduced as a bridge to investigate their effects on the electronic structure. The HUMO, LUMO, global chemical index, the energy gap, thermodynamic properties, NLO and DOS analysis of the titled molecule in order to determine the reactivity and stability of the molecule. The results obtained showed that the solvents have effects on the electronic and non-linear-optical properties of the molecule. The optimized bond length revealed that the molecule has strong bond in toluene with smallest bond length of about 1.0853Å than in the rest of the solvents. It was observed that the molecule is more stable in acetonitrile with HOMO-LUMO gap and chemical hardness of 3.6373eV and 1.8187eV respectively. This indicates that the energy gap and chemical hardness of the titled molecule increases with the increase in polarity and dielectric constant of the solvents. The computed results agreed with the results in the literature. The thermodynamics and NLO properties calculation also indicated that TTF molecule has highest value of specific heat capacity ( $C_v$ ), total dipole moment ( $\mu_{tot}$ ) and first order hyperpolarizability ( $\beta_{tot}$ ) in acetonitrile, while acetone has the highest value of entropy and toluene has a slightly higher value of zero point vibrational energy (ZPVE) than the rest of the solvents. The results show that careful selection of the solvents and basis sets can tune the frontier molecular orbital energy gap of the molecule and can be used for molecular device applications.

**KEYWORDS:** TTF, DFT, Chemical hardness, Thermodynamics and acetone

**Comment [S1]:** Change the title to: Density Functional Theory Approach to the study of the solvent effects ..... stop at (TTF) molecule

**Comment [S2]:** Replace with (TTF) with chemical formula:  $C_6H_4S_2$ )

**Comment [S3]:** Mention all the solvents used as bridges

**Comment [S4]:** Full stop

**Comment [S5]:** All acroymns such as HUMO should appear, for the first time in the report as highest unoccupied molecular orbital(HUMO) and can thereafter appear as acroymns

**Comment [S6]:** Change to TTF and anywhere you used titled

**Comment [S7]:** Which molecule? Be specific, TTF molecule and wherever molecule appears.

**Comment [S8]:** strongest

**Comment [S9]:** of all the solvents considered

**Comment [S10]:** state the level of agreement with literatures using agree well, agree reasonably or fairly

**Comment [S11]:** calculations

**Comment [S12]:** with highest

**Comment [S13]:** of all the solvents

## 1.0 INTRODUCTION

The universal applications of heterocyclic materials are undeniable. Since their discovery, there is rising demand for synthesizing new heterocyclic materials and this has influenced research effort within the field. Heterocyclic compounds containing sulfur have stimulated the interest of organic researchers on decades of historical development of molecular materials. Recently, 2,5bis(1,3-dithiol-2-ylidene)-1,3,4,6-tetrathiapentalene (BDTTTP) and its derivatives have attracted attention for many years as a result of their ability to donate an electron and also the electrical conductivity of their charge transfer salts. Among the wide variety of chemical modifications performed on the TTF skeleton, the introduction of aromatic rings into the TTF skeleton are known to be an attractive electron-donor molecule which may give an extremely conductive charge transfer complex owing to its highly extended  $\pi$ -conjugate part [1]. The synthesis of highly extended and sulfur rich materials has recently received particular attention [2]. TTFs derivatives presently play an important role as redox sites in many different areas of supramolecular materials [3].

Similarly, the improvement of organic NLO materials is of particular interest due to their applications in optical modulation, switching, and logic, frequency shifting and optical memory for the emerging technologies in areas such as signal processing, optical interconnections, and telecommunications, [4, 5, 6] etc. Since the discovery of the structural and molecular properties of Tetrathiafulvalene (TTF) [7], much effort has been devoted in the synthesis of sophisticated derivatives of this  $\pi$ -donor in order to improve the electro conducting properties of the corresponding charge-transfer complexes or cation radical salts [8]. It has been widely recognized that the conductive properties depend on their crystal structures and electronic states. Moreover, TTFs have been employed as a building block for molecular devices such as switches [9], sensors [10], nonlinear optical devices [11], organic field-effect transistors [12], rectifiers [13], and organic photovoltaic cells [14]. These results from their good ability to donate electron and reversible oxidation of one-electron at accessible potentials, and these properties can be finely tuned by peripheral substitution or chemical modification of the TTF framework [15]. However, interest in TTF goes beyond the area of conducting materials. In the quest to improve these systems various other interesting materials have come to light. In some years back, several kinds of theoretical and experimental work on TTF and its derivatives have been reported by a number of workers [16].

Not too long, [17] reported the investigation on the molecular structure, NBO analysis, first-hyperpolarizability, and HOMO-LUMO studies of bis(dithiolylydene)-tetrathiapentalene (BDT-TTP) by quantum computational methods. In the research, it was reported that, stability of the molecule arises from hyper-conjugative interactions and charge delocalization. Meanwhile, the intra-molecular hydrogen bond has been analyzed using natural bond orbital (NBO) and nonlinear optical (NLO) analysis. The molecule was found to be stable with HOMO-LUMO energy and chemical hardness of about 3.260eV and 1.0840eV respectively while the strongest bond was reported to have a value of bond length of about 1.0840Å [17]. In 2019, [18], reported the Structure, Electron Density and HOMO-LUMO of Tetrathiafulvalene (TTF) as Organic Superconductors. It was reported that the bond distances calculated by HF/6-311G\*\* and B3LYP/6-311G\*\* methods were found to be shorter than the B3LYP/aug-cc-PVDZ method. The C–H bond distances computed from both levels of calculations

**Comment [S14]:** mention the author, Tahar *et al*

are ranged 1.081–1.088Å, respectively. The C–S–C bond angles predicted from B3LYP/ 6-311G\*\* and B3LYP/aug-cc-PVDZ methods are found to be almost equal and the average value is 94.7°. The calculated HOMO-LUMO energy for B3LYP/6-311G\*\* and B3LYP/aug-cc-PVDZ are 3.75eV and 3.63eV respectively [18]. In the foregoing investigations, solvent effect of the molecule was not reported.

Comment [S15]: TTF molecule

Just recently, [19] reported an investigation on the Theoretical Study for Chemical Reactivity Descriptors of Tetrathiafulvalene in gas phase and solvent phase based on Density Functional Theory. The purpose of the investigation is to study the effect of solvents (water, acetone, Tetrahydrofuran (THF), Carbon tetrachloride (CCl<sub>4</sub>), and benzene) polarity on the frontier molecular orbitals energy gap and global chemical reactivity of TTF in order to understand its stability and reactivity in a different solvent medium. Density functional theory with (B3LYP/6-311++G) basis set was used to perform the work. The results obtained showed that the solvents have an effect on the optimized parameters. TTF molecule was observed to have greater stability (low reactivity) in the water with an  $E_{HOMO} - E_{LUMO}$  energy gap of 3.946 eV while it has higher reactivity (low stability) in the gas phase with  $E_{HOMO} - E_{LUMO}$  energy gap of 3.872eV. Moreover, Mulliken population analysis, and local reactivity as Fukui Functions (FFs) from the natural bond orbitals (NBO) charges are computed to understand the electrophile, nucleophile region, and chemical activity of the title molecule. The dipole moment in gas phase and solvent medium is 0.00 Debye. Also, it was reported that the global chemical reactivity parameters change depending on the molecular structure and polarity of the solvents [19]. In the work reported so far, bond lengths and bond angles, optoelectronic properties, density of states (DOS), nonlinear optical (NLO) properties and IR spectra analysis were not reported.

Comment [S16]: not correctly type

Comment [S17]: media

Comment [S18]: in the calculations

In the present work, we investigated the effect of solvents (toluene, acetone, acetonitrile and dichloromethane) on the structural properties, molecular geometry, thermodynamic properties, nonlinear optical (NLO) properties, and chemical reactivity such as HOMO-LUMO energy gap, chemical hardness, chemical potential, density of state (DOS) and IR spectra of the titled molecule. Thus the purpose is to explore their electronic and spectroscopic properties on the basis of DFT for the better understanding of their applications.

Comment [S19]: TTF

## 2.0 THEORETICAL BACKGROUND

### 2.1 Global Chemical Reactivity Descriptors (GCRD)

Global reactivity descriptors such as chemical potential, chemical hardness-softness, electronegativity and electrophilicity index are useful quantities in predicting and understanding global chemical reactivity trends. The ionization potential (IP) and electron affinities (EA) of the studied molecules are computed by using Koopmans's as;

Comment [S20]: Reference

$$IP = -E_{HOMO} \quad (1)$$

$$EA = -E_{LUMO} \quad (2)$$

The energy gap  $E_g$  can be obtained from the relation;

$$E_g = E_{LUMO} - E_{HOMO} \approx IP - EA \quad (3)$$

The chemical hardness ( $\eta$ ) could be expressed in terms of IP and EA as [20];

$$\eta = (E_{LUMO} - E_{HOMO})/2 \approx (IP - EA)/2 \quad (4)$$

**Comment [S21]:** Type correctly, use equation editor

And softness is given by [20];

$$s = \frac{1}{\eta} \quad (5)$$

The chemical potential is given by [21];

$$\mu = -\left(\frac{IP+EA}{2}\right) \quad (6)$$

The electronegativity is given by [21];

$$X = \frac{IP+EA}{2} \quad (7)$$

The electrophilicity index is a measure of energy lowering due to maximal electron flow between donor and acceptor. Electrophilicity index ( $\omega$ ) is expressed as [21, 22];

$$\omega = \frac{\mu^2}{2\eta} \quad (8)$$

### 2.3 Non-Linear Optical Properties

In order to gain an insight in to the study of non-linear optical properties (NLO) of TTF molecule in solvents; the dipole moment ( $\mu$ ), polarizability ( $\alpha$ ), anisotropic polarizability ( $\Delta\alpha$ ), and hyperpolarizability ( $\beta$  and  $\gamma$ ) were computed at DFT/B3LYP with two different basis sets.

For molecular systems, dipole moment can be obtained from [21];

$$\mu_{tot} = [\mu_x^2 + \mu_y^2 + \mu_z^2]^{1/2} \quad (9)$$

Where  $\mu_x$ ,  $\mu_y$  and  $\mu_z$  are the components of dipole moment in x, y and z coordinates.

Electric dipole polarizability is given by [23];

$$\alpha = -\frac{\partial^2 E}{\partial F_a \partial F_b} \quad (10)$$

Where a and b are coordinates of x, y and z.

The mean polarizability is calculated using [21];

$$\langle \alpha \rangle = \frac{1}{3} (\alpha_{xx} + \alpha_{yy} + \alpha_{zz}) \quad (11)$$

Where the  $\alpha_{xx}$ ,  $\alpha_{yy}$  and  $\alpha_{zz}$  quantities are known as principal values of polarizability tensor.

The anisotropic polarizability is given by [21];

$$\Delta\alpha = 2^{-1/2}[(\alpha_{xx} - \alpha_{yy})^2 + (\alpha_{yy} - \alpha_{zz})^2 + (\alpha_{zz} - \alpha_{xx})^2 + 6\alpha_{xx}^2]^{1/2} \quad (12)$$

The first hyperpolarizability is defined as [24];

$$\beta = [(\beta_{xxx} + \beta_{xyy} + \beta_{xzz})^2 + (\beta_{yyy} + \beta_{yzz} + \beta_{yxx})^2 + (\beta_{zzz} + \beta_{zxx} + \beta_{zyy})^2]^{1/2} \quad (13)$$

The second order hyperpolarizability is given by [23];

$$\gamma = \frac{1}{5}[\gamma_{xxxx} + \gamma_{yyyy} + \gamma_{zzzz} + 2(\gamma_{xxyy} + \gamma_{xxzz} + \gamma_{yyzz})] \quad (14)$$

### 3.0 COMPUTATIONAL METHODOLOGY

Comment [S22]: methodology

Geometrical structure of TTF was optimized with no symmetry constraint using Becke's three parameter hybrid exchange combined with Lee-Yang-Parr's gradient-corrected correlation [25] functional (B3LYP) method with 6-31++G (d, p) basis set. All the parameters were fully allowed to relax and each of the calculations converged to an optimized geometry which corresponds to a true energy minimum. For the study of solvation effects, a Self Consistent Reaction Field (SCRF) approach based on Polarizable Continuum Model (PCM) was employed. The effects of four solvents (toluene, acetone, acetonitrile and dichloromethane) were investigated by means of the SCRF method based on PCM as implemented in the Gaussian 03 [26]. The optimized geometries were then used to obtain the HOMO-LUMO energy gap, chemical hardness, chemical softness, chemical potential, electronegativity, electrophilicity index, dipole moment, polarizability, anisotropic polarizability, hyperpolarizability, entropy and the specific heat capacity of the investigated molecule at the same level of theory (B3LYP/631++G(d,p)). All calculations were performed within the framework of Density Functional Theory (DFT) as coded in Gaussian 03 package [26].

Comment [S23]: reference

## 4.0 RESULTS AND DISCUSSION

### 4.1 Optimized Parameters

The distance between the nuclei of two atoms bonded together is termed as bond length while bond angle is the angle between two adjacent bonds of an atom in a molecule [24]. The optimized values of bond lengths and bond angles of the studied molecule were calculated at DFT/B3LYP level using 6-31++G (d, p) basis set in the gas phase and in different solvents (toluene, acetone, acetonitrile and

dichloromethane) as reported in Tables 1 and 2. From Table 1, there are little changes in the bond lengths of TTF when optimized with toluene, acetone, acetonitrile and dichloromethane compared with the gas phase. The result shows that the lowest value obtained was 1.0853 Å in toluene. However, when compared with results of TTF molecule in gas phase and other solvents, the bond lengths here tend to be a little smaller. It is worth noting that, the smaller the bond length, the higher the bond energy and stronger the bond [27]. Consequently, this has affirmed that the bond energy of TTF in toluene is a little stronger than that in gas phase. Hence, an enormous amount of energy is required to break these bonds. It was also observed that the bond length increases with an increase in the polarity of the solvents. However, the longest bond length is 1.7894 Å, which is almost the same in both gas phase and solvents. The structural geometry of the studied molecule that consists of bond lengths and bond angles are found to be in good agreement with those from previous work [18].

**Comment [S24]:** justify the optimization of the TTF structure in gas phase

**Comment [S25]:** of bond length

**Comment [S26]:** re cast the statement here

**Table 1:** Selected bond lengths (Å) of the optimized structure of TTF molecule in the gas phase and in different solvents

**Comment [S27]:** calculated. Same in Table 2

Bond Lengths (Å)	Gas Phase	Toluene	Acetone	Acetonitrile	Dichloro methane	Previous Works [18]
R(1,2)	1.7889	1.7891	1.7893	1.7893	1.7894	
R(2,5)	1.3516	1.3519	1.3526	1.3526	1.3522	1.3530
R(3,7)	1.0834	1.0853	1.0880	1.0882	1.0873	1.0880
R(8,11)	1.7611	1.7627	1.7648	1.7650	1.7643	1.7630
R(11,12)	1.3396	1.3393	1.3389	1.3389	1.3391	

**Comment [S28]:** for appropriate comparison, the solvent(s) used in previous works must be stated. Same in Table 2

**Table 2:** Selected bond angles (°) of the optimized structure of TTF molecule in the gas phase and in different solvents

Bond Angles (°)	Gas Phase	Toluene	Acetone	Acetonitrile	Dichloro methane	Previous Works [18]
A(2,1,3)	94.9157	94.9921	95.0774	95.0822	95.0514	94.7000
A(1,2,4)	113.9351	113.8609	113.7857	113.7810	113.8039	
A(4,2,5)	123.0328	123.0699	123.1074	123.1098	123.0984	123.1000
A(3,6,4)	118.1168	118.0774	118.0298	118.0273	118.0467	
A(9,12,14)	117.2287	117.1284	116.9696	116.9596	117.0442	

Similarly from Table 2, there is a slight increase in the bond angles of the studied molecules in solvents when compared with the one in gas phase. From the results, the values obtained in acetonitrile are a bit higher than the one obtained in gas phase and other solvents. The bond angles were found to have an average value of  $95.02^\circ$  in both gas phase and solvents. The structural geometry of the studied molecule that consists of bond lengths and bond angles are found to be in good agreement with those from previous work [18].

#### 4.2 Frontier Molecular Orbital Energies

Table 3 presents the HOMO, LUMO and HOMO-LUMO energy gaps of TTF in the gas phase and in solvents calculated at the DFT/B3LYP level using 6-311+G(d,p) basis set. The values of HOMO, LUMO and their energy gap reflect the chemical activity of the molecule. The energy gap between HOMO and LUMO determines the kinetic stability, chemical reactivity, optical polarizability and chemical hardness-softness of a molecule [28]. Compounds with large HOMOLUMO gap value tend to have higher stability [22]. In this work, the order of stability of the molecule is in the order of gas phase < toluene < dichloromethane < acetone < acetonitrile. Interestingly, the order of stability increases with an increase in polarity of the solvents.

HOMO represents the ability to donate an electron, while LUMO represents the ability to accept an electron. The smaller the LUMO and HOMO gaps, the easier it is for the HOMO electron to be excited. The higher the HOMO energies, the easier it is for HOMO to donate electrons; the lower the LUMO energies, the easier it is for the LUMO to accept electrons [29].

It can be observed from Table 3, that the LUMO energy of toluene (-1.1611eV) is smaller than that in the gas phase and in the rest of the solvents. Hence, the electron transfer from HOMO to LUMO of the molecule in toluene is relatively easier than that in the gas phase and in the rest of the solvents. It can also be observed that the HOMO and energy gap of TTF molecule increases with increase in polarity and dielectric constant of the solvents. The HOMO-LUMO gap of 3.6330 eV obtained in the gas phase is found to be very close to 3.6300 eV of an isolated TTF molecule reported by [18].

Comment [S29]: gaps

Comment [S30]: HOMO-LUMO gap values

**Table 3:** Calculated HOMO, LUMO, IP, EA, Dielectric ( $\epsilon$ ) and energy gap in (eV) of the optimized structure of TTF molecule in the gas phase and different solvents using B3LYP methods with 6-31++G(d,p) basis set

Solvents	Dielectric ( $\epsilon$ )	$E_{HOMO}$ (eV)	$E_{LUMO}$ (eV)	IP (eV)	EA (eV)	$E_{gap}$ (eV)	Previous work [18, 19]
Gas phase	-----	-4.7345	-1.1927	4.7345	1.1927	3.5418	
Toluene	2.379000	-4.7427	-1.1611	4.7427	1.1611	3.5816	
Acetone	20.700000	-4.8134	-1.1804	4.8134	1.1804	3.6330	3.6300
Acetonitrile	36.640000	-4.8191	-1.1818	4.8191	1.1818	3.6373	3.872
Dichloromethane	8.930000	-4.7936	-1.1715	4.7936	1.1715	3.6221	

**Comment [S31]:** How do you estimate the dielectric? Discussion on dielectric is necessary

The ionization potential (IP) and electron affinity (EA) measure the tendency of compounds to lose or gain an electron [30]. The IPs and EAs are presented in Table 3. The higher the ionization potential (IP), the more difficult it is to remove an electron to form an ion. The lower the electron affinity (EA), the less easy it is to add an electron. In Table 3, it can be observed that it is more difficult to remove an electron from gas phase < toluene < dichloromethane < acetone < acetonitrile to form an ion. Similarly, it is more difficult to add an electron in terms of their EAs to the molecule in gas phase < acetonitrile < acetone < dichloromethane < toluene. It was observed that the ionization potential increases with an increase in the polarity of the solvents while the electron affinity decreases as the polarity of the solvents decreases.

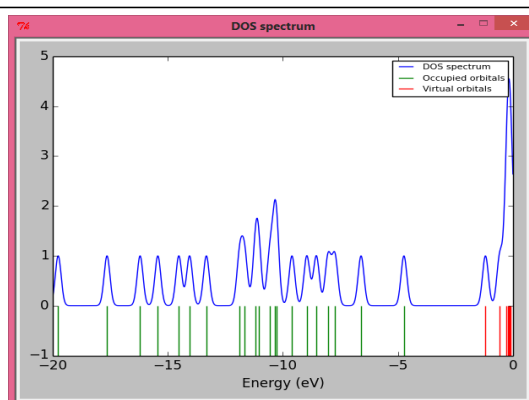
#### 4.3 Density of State (DOS)

The important application of DOS plot is to demonstrate the molecular orbital and their contribution of chemical bonding through the OPDOS plot [31]. The DOS plot results shows overlapping population in the molecular orbital. The OPDOS result shows nonbonding, bonding and anti-bonding interactions between the two orbital atom groups. The positive value of OPDOS indicates the bonding interaction and negative value indicates the anti-bonding interactions and zero values indicate the nonbonding interactions. The DOS plot gives the composition of group of orbital contributing to the molecular orbital. The graph exhibits the orbital characteristics of different energy range. It is the major contribution from s orbital and p orbital basic function of carbon in the frontier molecular orbital.

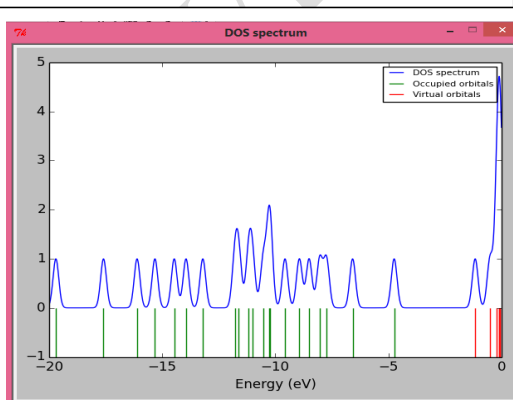
**Comment [S32]:** Full meaning for the first time

From the density of states (DOS) of the TTF molecule in gas phase and in solvents, the population of charges is becoming denser in the order gas phase < toluene < dichloromethane < acetone < acetonitrile (as seen from Fig. 1). This suggests that the existence of the solvents molecule free charges and the weak

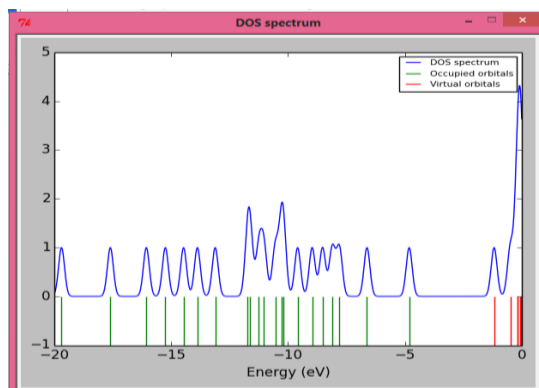
intermolecular forces within acetonitrile clearly affect the charges population compared to gas phase and other solvents. As observed in the entire DOSs, the charges populations are highly concentrated in the valence region, which indicates that TTF in gas phase and in solvents possess high tendency to behave as n-type semiconductor materials. Besides, the presence of strong hybridization has elevated the charges population near the zero Fermi energy level and consequently, the valence band maxima of the molecule in acetonitrile are pushed to higher energies. Since charges population is dense near zero Fermi energy, the possibility to succeed in transmitting the charges from valence region to conduction region is increased as well. As we compared, the gaps produced in DOS are in agreement with the previously found on the HOMO–LUMO energy gaps and band gap values for all the solvents.



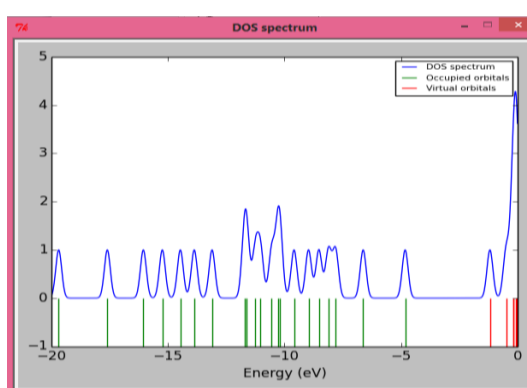
Gas Phase



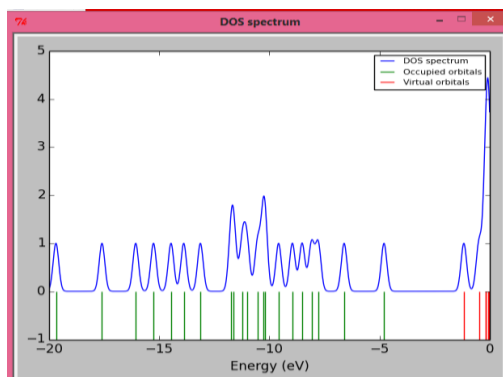
Toluene



Acetone



Acetonitrile



**Figure 1: Computed density of states (DOS) of TTF molecule in gas phase and in solvents**

### 4.3 Global Chemical Reactivity Descriptors (GCRD)

The Global Chemical Reactivity Descriptors parameters of molecules such as hardness ( $\eta$ ), softness ( $f$ ), chemical potential ( $\mu$ ), electronegativity ( $\chi$ ) and electrophilicity index ( $\omega$ ) of TTF molecule in gas phase and in solvents are reported in Tables 4 using frontier molecular orbital energy. Chemical hardness is proportional to the HOMO-LUMO energy gap. An increase in the chemical hardness makes the molecule more stable and less reactive. As seen in Table 4, TTF molecule in acetonitrile with slightly higher value of chemical hardness of 1.8187eV is considered to be harder and more stable than in the rest of the solvents, followed by acetone, dichloromethane and toluene with chemical hardness of 1.8165eV, 1.8111eV and 1.7908eV respectively. This indicates that TTF in acetonitrile is more stable than in the rest of the solvents.

**Comment [S33]:** HOMO-LUMO

**Comment [S34]:** Check the value of hardness of acetone

**Comment [S35]:** This indicates that TTF in acetonitrile is most stable of all the investigated solvents

**Table 4:** Global Chemical Indices of the optimized structure of TTF molecule in the gas phase and different solvents

Molecules	$\eta$ (eV)	$f$ (eV)	$\chi$ (eV)	$\mu$ (eV)	$\omega$ (eV)
Gas Phase	1.7709	0.5647	2.9636	-2.9636	2.4798
Toluene	1.7908	0.5584	2.9519	-2.9519	2.4329
Acetone	1.8165	0.5505	2.9969	-2.9969	2.4722
Acetonitrile	1.8187	0.5498	3.0005	-3.0005	2.4751
Dichloromethane	1.8111	0.5522	2.9826	-2.9826	2.4559

### 4.4 Thermodynamic properties

Table 5 presents the components and total contribution of the electronic, translational, rotational and vibrational energies to the entropy (S) and heat capacity (Cv) as well as the rotational constants and zero-point vibrational energies (ZPVE) of TTF in the gas phase and in different solvents. It can be observed in Table 5 that the specific heat capacity of TTF is found to increase with an increase in the polarity of the solvents, while the entropy decreases as the dielectric constant increases. The zero-point vibrational energy (ZPVE) also decreases with an increase in the polarity of the solvents. The variation

of thermodynamic properties changes slightly due to the effect of the solvents. Therefore, we conclude that the solvents have influence on the thermodynamic properties of the molecule. The results affirm that the molecule have high chemical reactivity and thermal resistivity in solvents than in gas phase due to the increase in their kinetic energy.

**Comment [S36]:** It can be concluded that the solvents have influence

**Table 5:** Thermodynamics properties of the optimized structure of TTF molecule in the gas phase and different solvents

Solvents	Gas Phase		Toluene		Acetone		Acetonitrile		Dichloromethane	
	Cv (Kcal/Mol)	S (Kcal/Mol)	Cv (Kcal/Mol)	S (Kcal/Mol)	Cv (Kcal/Mol)	S (Kcal/Mol)	Cv (Kcal/Mol)	S (Kcal/Mol)	Cv (Kcal/Mol)	S (Kcal/Mol)
Electronic	0	0	0	0	0	0	0	0	0	0
Translational	2.981	41.842	2.981	41.842	2.981	41.842	2.981	41.842	2.981	41.842
Rotational	2.981	29.793	2.981	29.795	2.981	29.798	2.981	29.799	2.981	29.978
Vibrational	28.316	23.512	28.398	23.519	28.521	23.532	28.531	23.524	28.492	23.516
Total	34.278	95.146	34.359	95.156	34.482	95.172	34.492	95.164	34.453	95.155
Rotational Constants (GHz)	1.60012 0.54935 0.40895		1.60082 0.54838 0.40846		1.60160 0.54721 0.40786		1.60160 0.54712 0.40781		1.60111 0.54749 0.40798	
ZPVE (Kcal/Mol)	51.23578		50.96078		50.55899		50.52542		50.65384	

**Comment [S37]:** Expand the width of the column to occupy the captions, e.g electronic

#### 4.5 Non-Linear Optical Properties

Nonlinear optical (NLO) effect arises from the interactions of electromagnetic fields in various media to produce new fields altered in phase, frequency, amplitude and other propagation characteristics from the incident fields [32]. Our investigation also highlighted the effects of solvents on the nonlinear optical properties of the molecule. This is necessary for sufficient understanding of the nonlinear optical response of the molecule.

Table 6 presents the non-linear optical properties in atomic mass unit (a.u) of TTF molecule in the gas phase and in solvents. The properties computed and reported are dipole moment ( $\mu_{tot}$ ), polarizability ( $\langle\langle\alpha\rangle\rangle$ ), anisotropic polarizability ( $\Delta\alpha$ ), first order hyperpolarizability ( $\beta_{tot}$ ) and second order hyperpolarizability ( $\gamma_{tot}$ ). The dipole moment in a molecule is an important electronic property which

results from non-uniform distribution of charges on the various atoms in the molecule [28]. It can be observed in Table 6 that dipole moment and first order hyperpolarizability of TTF molecule increase due to the effects of the solvents in the order of acetonitrile>acetone>dichloromethane>toluene>gas phase. It can also be observed that the polarizability of TTF molecule increases in the order gas phase>toluene>acetone>dichloromethane>acetonitrile while the anisotropic polarizability increase in the order acetonitrile>acetone>toluene>gas phase>dichloromethane. Therefore, the polarizability of TTF molecule increases as the polarity of the solvents decreases whereas the anisotropic polarizability increases with an increase in the polarity of the solvents. Also, from the result obtained in Table 6, there is an increase in the value of the second order hyperpolarizability in the order gas phase>toluene>dichloromethane>acetone>acetonitrile. Consequently, increasing or decreasing the polarity of the solvents plays a significant role in determining the values of the non-linear optical properties of TTF.

**Table 6:** Non-linear optical properties (in Debye) of the optimized TTF Molecule in the gas phase and different solvents

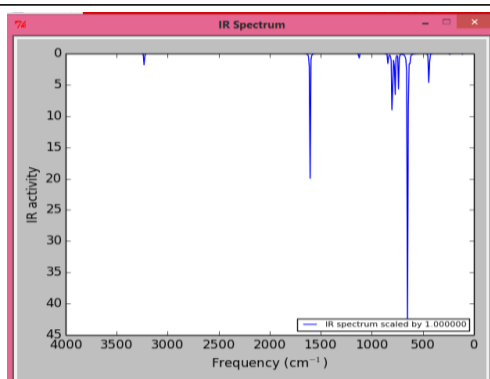
Molecules	$\mu_{tot}$	$\langle\alpha\rangle$	$\langle\Delta\alpha\rangle$	$\beta_{tot}$	$\gamma_{tot}$
Gas Phase	0.0040	-81.2875	152.2049	0.1035	-1087.5936
Toluene	0.0045	-80.2293	153.0263	0.1151	-1070.6069
Acetone	0.0052	-78.8535	153.9108	0.1299	-1048.9696
Acetonitrile	0.0053	-78.7487	153.9736	0.1325	-1047.3424
Dichloromethane	0.0050	-78.8370	151.9769	0.1233	-1055.0988

#### 4.7 IR Intensities

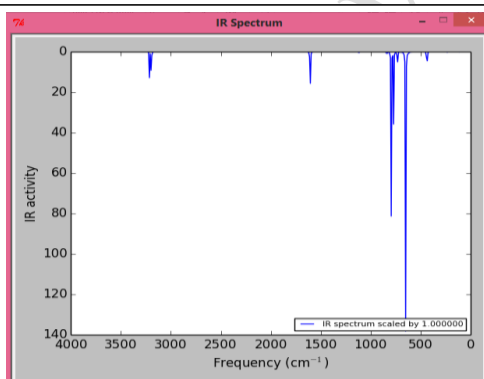
The main idea of frequencies analysis is to get vibrational modes connected with precise molecular structures of the measured compound [33]. Figures 2 show the graphical representations of the calculated vibrational frequencies and intensities of TTF molecules in solvents. The representation shows that there is slight increase in the peak values of frequencies for the titled molecule in solvents.

From the graphs, the most intense frequency with corresponding intensities are in the order of acetonitrile>acetone>dichloromethane>toluene>gas phase. For all the solvents under investigation, the frequency ranges between  $647.09\text{cm}^{-1}$  and  $649.03\text{cm}^{-1}$  with corresponding intensities between  $134.73\text{ km/mol}$  and  $256.62\text{ km/mol}$ . At these frequencies, s-#C-H band and s-C-Br stretch were observed. IRPAL was used to interpret these frequencies. Comparing the graphs presented, acetonitrile

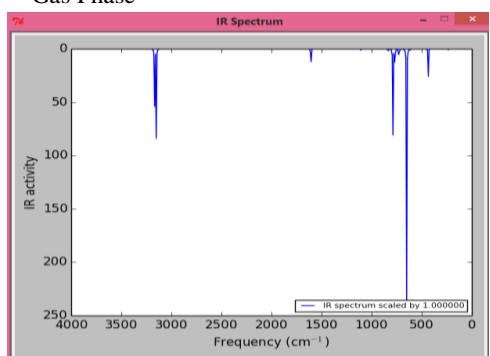
has slightly higher peak values of frequencies with corresponding intensities than the rest of the molecules.



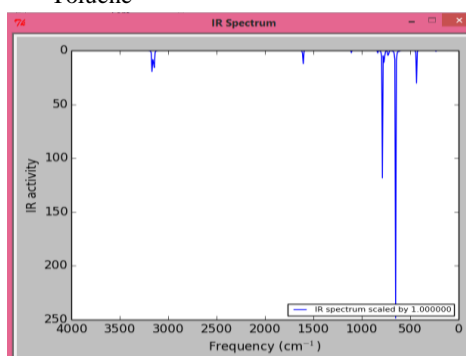
Gas Phase



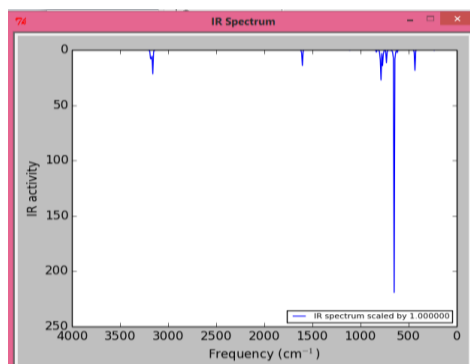
Toluene



Acetone



Acetonitrile



Dichloromethane

**Figure 2: Computed IR Spectra of TTF molecule in gas phase and in solvents**

## CONCLUSION

In this work, the optimized parameters, electronic properties, density of state, thermodynamic parameters, non-linear optical properties, and vibrational frequencies of TTF in solvents and in gas phase have been investigated. It was revealed that the decrease in dielectric constant and polarity of the solvents increases the bond energy of the titled molecule. And the average bond angles of the molecule in all the solvents used is 95.02°. The global and local descriptors have been used to investigate the reactivity of different solvents and the influence of these on the molecular interaction was shown in a qualitative and quantitative way. The descriptors obtained could also provide more information and may contribute to a better understanding of the electronic structure of this compound. The HOMO-LUMO gap shows that the title compound is more stable in acetonitrile than in the rest of the solvents. In addition, theoretical results from reactivity descriptors and NLO studies for title compounds affirmed the stability of the titled molecule in acetonitrile than in the rest of the solvent. This indicated that the TTF molecule is more stable in solvent with higher dielectric constant. Finally we hope that this investigation will be of assistance in the quest of ionic and charge distribution for the title compound in the future.

**Comment [S38]:** TTF, any other place where you have titled compound

**Comment [S39]:** remove

**Comment [S40]:** change to qualitatively and quantitatively

**Comment [S41]:** TTF compound is most stable in acetonitrile of all the solvents considered.

## REFERENCES

- [1] Gao X, Wu W., Liu Y., Qiu W., Sun X., Yu G., and Zhu D. "A facile synthesis of linear benzene-fused bis(tetrathiafulvalene)" *Int. J. Pharm. Sci. Rev. Res.*, 47(2), November - December 2017; Article No. 24, Pages: 133-141.
- [2] Segura J. L., Priego E. M., and Martin N. "New functionalized and soluble bis-tetrathiafulvalene derivatives as building blocks in the construction of fullerene-derived electroactive triads. *Tetrahedron*" *Lett.* 41, 2000, 7737-7741. DOI: 10.1016/S0040-4039(00)01309-5.
- [3] Bryce M. R. "Functionalised tetrathiafulvalenes: new applications as versatile  $\pi$ -electron systems in materials chemistry" *J. Mater. Chem.* 10, 2000, 589-598. DOI: 10.1039/A908385E.
- [4] Geskin VM, Lambert C, Bredas JL. Origin of high second- and third-order nonlinear optical response in ammonio / borato diphenylpolyene zwitterions: the remarkable role of polarized aromatic groups. *J Am. Chem. Soc.* 2003; 125(50):15651–15658.
- [5] Sajan D, Joe H, Jayakumar VS, Zaleski J. Structural and electronic contributions to hyperpolarizability in methyl p-hydroxy benzoate. *J Mol. Struct.* 2006; 785(1-3):43-53.
- [6] Bella SD, Fragala I, Ledoux I, Diaz-Garcia MA, Lacroix PG, Marks TJ. Sizable Second-order nonlinear optical response of donor-acceptor bis salicylaldiminato nickel (II) schiff basecomplexes. *Chem. Mater.* 1994; 6(7):881883.
- [7] Wudl F., Smith G. M., and Hufna E. J. "Bis-1,3-dithiolium chloride: an unusually stable organic radical cation," *J. Chem. Soc. Chem. Commun*, Vol.21, 1970, pp1453-1454.
- [8] Williams J. M., Ferraro J. R., Thorn R. J., Carlson K. D., Geiser U., Wang H. H., Kini A. M., and Whangbo M. H. "Organic Superconductors (including fullerenes)" Prentice Hall: Englewood Cliffs, NJ, 1992.
- [9] Canavet D., Sall V, Zhang G., Zhang D., and Zhu D. "Tetrathiafulvalene (TTF) derivatives: key building-blocks for switchable processes". *J.Chem. Commun*, vol.17, 2009, pp 2245-2269.
- [10] Zhao Y. P., Wu L. Z., Si G., Liu Y., Xue H., Zhang L. P., and Tung "Synthesis, spectroscopic, electrochemical and Pb<sup>2+</sup>-binding studies of tetrathiafulvalene acetylene derivatives". *J. Org. Chem*, Vol.72, 2007,pp 3632-3639.
- [11] Garn J., Ordura J. and Andreu R. "Molecular and Crystal Structure Diversity and Physical Properties of Tetrathiafulvalene Derivatives Substituted with Various Aryl Groups through Sulfur Bridges". *Recent Res. Dev. Org. Chem*,vol.5, 2001,pp77-79.

- [12] Wang H., Dong H., Hu W., Liu Y and Zhu D. Semiconducting-conjugated systems in field-effect transistors: a material odyssey of organic electronics. *J.Chem. Rev*, Vol.112, 2012,pp2208-2267.
- [13] Ho G., Heath J. R., Kondratenko M., Perepichka D. F., Arsen-eault K., Pzolet V, and Bryce M. R. "The First Studies of a Tetrathiafulvalene- - Acceptor Molecular Rectifier" *J.Chem. Eur*,Vol.11, 2005,pp 2914-2922.
- [14] Martn N., Snchez L., Herranz M. A., Illescas B. and Guldi D. M. "Electronic communication in tetrathiafulvalene (TTF)/C60 systems: toward molecular solar energy conversion materials" *Acc. Chem. Res*, Vol.40, 2007,pp 1015-1024.
- [15] Yamada J. and Sugimoto T. "TTF Chemistry: Fundamentals and Applications of Tetrathiafulvalenes" Kodansha Scientific, Tokyo, and Springer, Berlin, 2004.
- [16] Mukherjee V, Singh NP. "Theoretical vibrational spectra and thermodynamics of organic semiconductive tetrathiafulvalene and its cation radical". *Spectrochimica Acta Part A: Molecular and Biomolecular Spectroscopy*. 2014;117:315-322
- [17] Tahar A., Bendjedou A., Hanane T. and Villemin D. "Molecular structure, NBO analysis, first-hyperpolarizability, and HOMO-LUMO studies of bis(dithiolylidene)-tetrathiapentalene(BDT-TTP) by quantum computational calculations" *J. Intl. of Multidisc. Res. and Dev*. Vol 4 (12); Page No. 66-73 (2017).
- [18] Gnanamozihi P., Pandiyan V., Srinivasan P., and David Stephen A. "Exploring the Structure, Electron Density and HOMO-LUMO Studies of Tetrathiafulvalene (TTF) as Organic Superconductors: A DFT and AIM Analysis" *Journal of Atomic, Molecular, Condensate & Nano Physics* Vol. 10(1), pp. 33-43, 2019.
- [19] Yousif H. A. and Hanaa S. H. A. "Theoretical Study for Chemical Reactivity Descriptors of Tetrathiafulvalene in gas phase and gas phase and solvent phases based on Density Functional Theory" *Passer J*. Vol. 3(2) 2021 167- 173.
- [20] Babaji G, Gidado AS, Abdulbaki MA. Determination of molecular structure, electronic and non-optical properties of hydralazine molecule. *Transaction of the Nigerian Association of Mathematical Physics (NAMP)*. 2016;2:35- 48.
- [21] Khan M. F., Bin Rashid R., Hossain A. and Rashid M. A. "Computational study of solvation free energy, dipole moment, polarizability, hyperpolarizability and molecular properties of botulin, a constituent of *Corypha taliera* (Roxb.)". *Dhaka Univ. J. Pharm. Sci.* 16(1), 2017, 1-8.
- [22] Srivastava KK, Srivastava S, Alam T. Theoretical study of the effects of solvents on the ground state of TCNQ. *Pelagia Res. Libr.* 2014;5(1):288-295.
- [23] Haider Abbas., Mohd Shkir., and AlFaify S. "Density Functional of spectroscopy, electronic structure, linear and non-linear optical properties of L-proline lithium chloride and L-proline lithium bromide monohydrate: For laser applications". *Phys. Sci. int. J.* 2015(12) pp. 2342-2344.
- [24] Abdulaziz H., Gidado A. S., Musa A., and Lawal. "Electronic structure and non-linear optical properties of neutral and ionic pyrene and its derivatives based on density functional theory". *J.Mater. Sci. Rev.* 2(3), 2019, 1-13

- [25] Becke A. D. Density Functional Thermochemistry III. The role of exact exchange density-functional thermochemistry III. The role of exact exchange. *J. Chem. Phys.* 1993;98(70): 5648–5652. 25.
- [26] Frisch M. J. H. M., Trucks G. W., Schlegel H. B., Scuseria G. E., Robb M. A., Cheeseman J. R., Scalmani G., Barone V., Mennucci B., Petersson G. A., Nakatsuji H., Caricato M., Li X., Hratchian P. H., Izmaylov A. F., Bloino J., Zheng G. and Sonnenberg J. L. Gaussian Software. Gaussian, INC; 2004. 27.
- [27] Suzuki S, Morita Y, Fukui K, Sato K, Shiomi D, Takui T, Nakasuji K. Aromaticity on the pancake-bonded dimer of neutral phenalenyl radical as studied by MS and NMR spectroscopies and NICS analysis. *J. Am. Chem. Soc.* 2006;128(8):2530–2531.
- [28] Pegu D. Solvent effects on nonlinear optical properties of novel para-nitroaniline derivatives: A density functional approach. *Int. J. Sci. Res.* 2014;3(7):469–474.
- [29] Mekky AH, Elhaes HG, El-okr MM, AlAboodi AS, Ibrahim MA. Applied & computational mathematics effect of solvents on the electronic properties of fullerene based systems: Molecular modelling. *Applies Comput. Math.* 2015;4(1):1–4.
- [30] Kumer A, Ahmed B, Sharif A, Al-mamun A. A theoretical study of aniline and nitrobenzene by computational overview. *Asian J. Phys. Chem. Sci.* 2017;4(2):1–12.
- [31] Reinboth M., Wolfram S., Abraham G., and Ungemach F.R., 198 (2010).
- [32] Janaki C, Sailatha E, Gunasekaran S, Kumar GRR. Molecular structure and spectroscopic characterization of Metformin with experimental techniques and DFT quantum chemical calculations. *Int. J. Techno. Chem. Res.* 2016;2(2):91– 104.
- [33] Hamm, P. , Lim, M. and Hochstrasser, R .M (1998). “Structure of the amide 1 bond of peptides measured by Femtosecond nonlinear-infrared spectroscopy”. *J. Phys. Chem. B* 102 (31): PP 6123.