

## INFLUENCE OF PHOSPHORUS FERTILIZATION AND SEED RATES ON YIELD COMPONENTS AND YIELD OF BLACK CUMIN (*Nigella sativa* L.)

### Abstract

The experiment was carried out at the "Horticulture Farm" of Sher-e-Bangla Agricultural University, Dhaka, Bangladesh during from November 2019 to March 2020 to study the influence of phosphorus fertilization and seed rates on yield components and yield of black cumin. The experiment consisted of two factors. Factor A: Four levels of phosphorus viz.,  $P_0$ = control,  $P_1$ = 35 P kg P ha<sup>-1</sup>,  $P_2$ = 40 kg P ha<sup>-1</sup> and  $P_3$ = 45 kg P ha<sup>-1</sup> and Factor B: Three seed rates viz.,  $R_1$ = 8 kg seeds ha<sup>-1</sup>,  $R_2$ = 10 kg seeds ha<sup>-1</sup> and  $R_3$ = 12 kg seeds ha<sup>-1</sup>. The experiment was laid out in a Randomized Complete Block Design (RCBD) with three replications. Data were recorded on growth, yield components and yield of black cumin and significant variation was observed for most of the studied characters. Growth related data was maximum on  $P_3$  (45 kg P ha<sup>-1</sup>) treatment but in case of seed yield,  $P_2$  (40 kg P ha<sup>-1</sup>) treatment showed the best result. In case of growth characters,  $R_1$  (8 kg seeds ha<sup>-1</sup>) treatment revealed the best result but in case of seed yield,  $R_2$  (10 kg seeds ha<sup>-1</sup>) treatment showed the best result. In case of different levels of phosphorus, the highest seed yield (1.22 t ha<sup>-1</sup>) was obtained from the  $P_2$  (40 kg P ha<sup>-1</sup>) treatment whereas the lowest seed yield (0.98 t ha<sup>-1</sup>) was obtained from  $P_0$  (control) treatment. In case of different seed rates, the highest seed yield (1.14 t ha<sup>-1</sup>) was obtained from  $R_2$  (10 kg seeds ha<sup>-1</sup>) treatment whereas the lowest seed yield (1.07 t ha<sup>-1</sup>) was obtained from  $R_3$  (12 kg seeds ha<sup>-1</sup>) treatment. So, it was observed that the highest seed yield (1.27 t ha<sup>-1</sup>) was obtained from  $P_2R_2$  (40 kg P ha<sup>-1</sup> + 10 kg seeds ha<sup>-1</sup>) treatment combination. On the other hand, the lowest seed yield (0.94 t ha<sup>-1</sup>) was obtained from  $P_0R_3$  (control + 12 kg seeds ha<sup>-1</sup>) treatment combination. So, it was revealed that the  $P_2R_2$  treatment combination appeared to be best for achieving the higher growth and seed yield of black cumin.

### Key words:

### 1. Introduction

*Nigella* (*Nigella sativa* L.) is well known as black cumin or kalajira. The name *nigella* derives from the Latin *nigellus* or *niger*, meaning black kalajira is an annual herbaceous plant belonging to the Ranunculaceae family. *Nigella* is an important seed spice has originated from Mediterranean region of Asia to North India. *Nigella* is widely cultivated throughout South Europe, Syria, Egypt, Saudi Arabia, Iran, Pakistan, India and Turkey [1]. In Bangladesh, it covers 14742 hectares of land, with a total annual production of 16526 tons [2], over the Faridpur, Sariapur, Madaripur, Pabna, Sirajganj, Jessore, Kushtia, Bogra, Rangpur and Natore districts [3],[4]. The ripe seed of black cumin contains 7% moisture, 4.34% ash, 23% protein, 0.39% fat, 4.99% starch and 5.44% raw fiber [5]. The seeds are rich in fats, fiber, and minerals such as Fe, Na, Cu, Zn, P, Ca and vitamins such as ascorbic acid, thiamin, niacin, pyridoxine, and folic acid [6]. *N. sativa* seeds contain 30-35% oil and 0.5-1.5% essential oil which have has several uses for in the pharmaceutical and food industries [7]. Seed-The seed has an essence and a bitter nigeline substance. Black cumin seeds contain protein, alkaloids (nigellines and nigelledine), saponin ( $\alpha$ -hederin) fixed and essential oil [8]. The popularity of the plant was highly enhanced by the ideological belief in the herb as a cure for multiple diseases like anti-tumor, anti-diabetic, cardio-protective, gastro-protective, anti-asthmatic, nephron-protective, hepato-protective, anti-inflammatory, immune-modulatory, neuro-protective, anti-convulsant, anxiolytic, antioxidant, anti-nociceptive, anti-oxytocic, contraceptive, anti-bacterial, anti-fungal and anthelmintic activities were immensely appreciated. The major medicinal components are *thymoquinone* and *nigellone* (a dimer of thymoquinone). These were attributed to impart anti-tumor, anti-inflammatory and anti-diabetic properties [9],[10]. The yield of Black cumin in our country is not satisfactory in comparison to our requirement. Now-a-days, nutrients content in soil is the most limiting factor for proper growth and yield of plants. The requirements of different plant nutrients vary with different crops. Phosphorus (P) is critical in plant metabolism which plays an important role in cellular energy transfer, respiration, and photosynthesis and it is a key structural component of nucleic acids coenzymes, phosphoproteins, and phospholipids. Phosphorus fertilization is a major input in crop production [11]. Phosphorus is essential for the general health of the plant and root development and more stem strength. It improves flower formation and makes seed production more uniform. It also improves seed quality and is resistant to plant disease. Plant growth and seed yield was were increased when phosphorus was applied [12],[13]. Seed rate is one of the main key factors for obtaining high yield and quality in the production of crops. Seed rate is

**Comment [HGM1]:** Make similar cases and font sizes for all titles based on the journal guide line. For example either write by capital letter for all main titles (ABSTRACT, INTRODUCTION, MATERIALS AND METHODS, RESULTS, DISCUSSIONS, CONCLUSION, REFERENCES) OR (Abstract, Introduction, Materials and Methods...) according to the journal guideline....

**Comment [HGM2]:**

**Comment [HGM3]:** Write as  $P_1=35P$  Kg ha<sup>-1</sup>. Similarly do for the rests in all parts of the manuscript

**Comment [HGM4]:** Also write as 10Kg ha<sup>-1</sup> of seeds. Similarly do for the rests in all parts of the manuscript

**Comment [HGM5]:** Key words must be listed in here

**Comment [HGM6]:** Make similar cases and font sizes for all titles based on the journal guide line. For example, either write by capital letter for all main titles (ABSTRACT, INTRODUCTION, MATERIALS AND METHODS, RESULTS, DISCUSSIONS, CONCLUSION, REFERENCES) OR (Abstract, Introduction, Materials and Methods...) according to the journal guideline....

the key factor determining ~~effecting~~ affecting the yield and yield components. Several studies carried out in countries where systematically cultivated, have demonstrated that a suitable seed rate can increase the growth and yield of *Nigella sativa* [14]. Unfortunately, very limited researches have been carried out regarding the effect of phosphorus fertilization and seed rates on yield components and yield of black cumin (*Nigella sativa* L.). A detailed and systematic study is needed to find out the effect of phosphorus fertilization, its influence ~~of on~~ seed rates, and a suitable combination of phosphorus fertilization and seed rates for better growth and higher seed yield of black cumin in ~~bangladesh~~ Bangladesh.

## 2. MATERIALS AND METHODS

**2.1 Experimental Site and Experimental Framework** The research work was conducted at "Horticulture Farm" of Sher-e-Bangla Agricultural University, Sher-e-Bangla Nagar, Dhaka, during the period from November 2019 to March 2020. The location of the site was 23°74' N Latitude and 90°35' E Longitude with an elevation of 8.2 meters from the sea level [1] (Anon, 1987). The two-factorial experiment was laid out in a Randomized Complete Block Design (RCBD) with three replications. The total area of the experimental plot was divided into three equal blocks. Each block was divided into 12 plots where 12 treatments combination were distributed randomly. There were 36 unit plots altogether in the experiment. The size of each plot was 1.2 m × 1.2 m. The distance maintained between two blocks and two plots were 50 cm and 50cm, respectively. The plots were raised ~~up~~ to 10 cm.

**2.2 Planting materials:** In this experiment black cumin variety, BARI Kalozira-1 was used. BARI Kalozira-1 was developed by Spices Research Centre, BARI in 2009. Its average plant height is 55-60cm, the number of primary branches is 5-7, the number of ~~pod~~ pods/plant is 20-25, the number of seeds/pod is 75-80, the seed weight/pod is 0.20-0.27g, the seed weight/plant is 5-7g, the 1000 seeds weight is 3.00 - 3.25 g.

**2.3 Application of manures and fertilizers:** ~~The~~the source of N, P, and K were urea, triple super phosphate and muriate of potash. Half of the urea and the total amount of muriate of potash fertilizers of each plot were applied and incorporated into the soil during final land preparation. ~~Rest~~ The rest of the urea was ~~top~~ top-dressed after 30 days of sowing (DAS). Triple super phosphate was applied as per treatment. Cowdung ~~at~~ 5 tone per hectare was applied during the land preparation.

**2.4 Statistical analysis:** The collected data were compiled and tabulated. Statistical analysis was done on various plant characters to find out the significance of variance resulting from the experimental treatments. Data were analyzed using the analysis of variance (ANOVA) technique with the help of the computer package program MSTAT-C (software) and the mean differences were adjudged by the least significant difference test (LSD) as laid out by [15].

## 3. RESULTS AND DISCUSSION

### 3.1 Plant height (cm)

~~Statistically~~A statistically significant variation was observed ~~on~~ plant height at 45, 90 and 135 DAS due to different levels of phosphorus under the experiment (Fig. 1 and Appendix IX). At 135 DAS, the highest plant height (52.84 cm) was obtained from P<sub>3</sub> (45 P kg P ha<sup>-1</sup>) treatment and the lowest plant height (34.64 cm) was revealed from P<sub>0</sub> (control) treatment. It was revealed that the plant height increased with the increase in days after sowing (DAS) i.e., 45, 90 and 135 DAS. It also revealed that the plant height increased with different levels of phosphorus as well. Similar results were also observed by [9,16,17]. They reported that phosphorus fertilizer increases the plant height.

**Comment [HGM7]:** Make similar cases and font sizes for all titles based on the journal guide line. For example, either write by capital letter for all main titles (ABSTRACT, INTRODUCTION, MATERIALS AND METHODS, RESULTS, DISCUSSIONS, CONCLUSION, REFERENCES) OR (Abstract, Introduction, Materials and Methods...) o according to the journal guideline....

**Formatted:** Font: (Default) Times New Roman, 10 pt, Bold

**Formatted:** Font: (Default) Times New Roman, 10 pt, Bold

**Formatted:** List Paragraph, Numbered + Level: 1 + Numbering Style: 1, 2, 3, ... + Start at: 1 + Alignment: Left + Aligned at: 0.25" + Indent at: 0.5"

**Formatted:** List Paragraph

**Comment [HGM8]:** Change in to the numbering system of referancing. Make similar referancing system for citations in all the body of the manuscript manuscript.

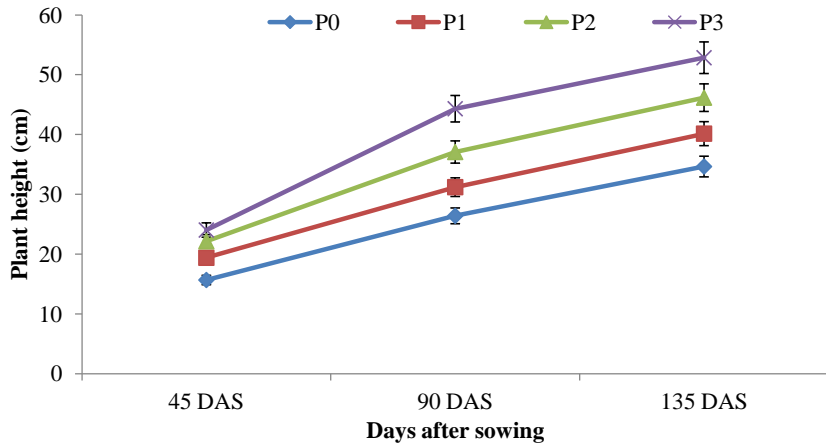
**Comment [HGM9]:** Do not use symbol except if it is appropriate

**Comment [HGM10]:** The obtained results didn't discuss either separately or together with result.

- It should be discussed by compering others finding...
- Need great attention

**Comment [HGM11]:** There is no appendix table in this manuscript. Either add the table or remove the citation from the body

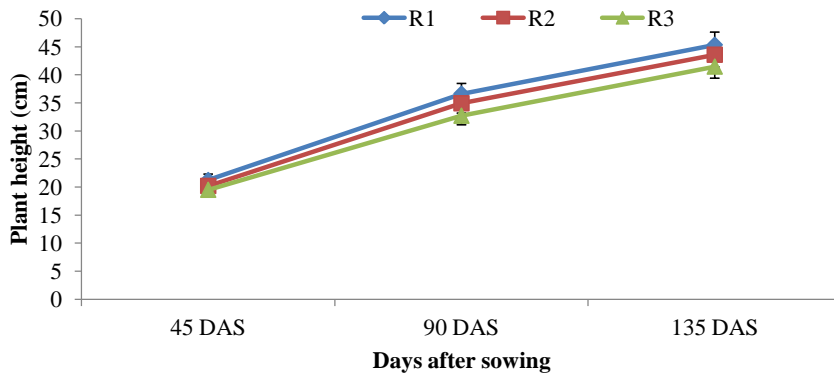
**Comment [HGM12]:** Correct for the others the same to this...



Here, P<sub>0</sub>=control, P<sub>1</sub>= 35 kg P ha<sup>-1</sup>, P<sub>2</sub>= 40 kg P ha<sup>-1</sup> and P<sub>3</sub>= 45 kg P ha<sup>-1</sup>

Figure.1. Effect of different levels of phosphorus on plant height at different days after sowing of black cumin

Seed rates showed significant influence on the height of black cumin plants at 45, 90, and 135 DAS (Fig. 2). At 135 DAS, the highest plant height (45.33 cm) was observed from R<sub>1</sub> (8 kg seeds ha<sup>-1</sup> of seed) treatment. On the other hand, the lowest plant height (41.45 cm) was observed from R<sub>3</sub> (12 kg seeds ha<sup>-1</sup>) treatment. The result of the study was in coincided with the findings of [18] who reported that seed rate significantly affected plant height.



Here, R<sub>1</sub>= 8 kg seeds ha<sup>-1</sup> of seeds, R<sub>2</sub>= 10 kg seeds ha<sup>-1</sup> and R<sub>3</sub>= 12 kg seeds ha<sup>-1</sup>

Figure. 2. Effect of seed rates on plant height at different days after sowing of black cumin

Significant influence was observed on plant height due to the combined effect of different levels of phosphorus and seed rates (Table 1). From the results of the experiment showed that the highest plant height at 135 DAS (55.18 cm) was observed from the treatment combination of P<sub>3</sub>R<sub>1</sub> (45 kg P ha<sup>-1</sup> + 8 kg seeds ha<sup>-1</sup>). On the other hand, the lowest plant height at 135 DAS (32.81 cm) was observed from P<sub>0</sub>R<sub>3</sub> (control + 12 kg seeds ha<sup>-1</sup>) treatment combination.

### 3.2 Number of primary branches per plant

Comment [HGM13]: Make also similar correction for others ....

Formatted: Not Superscript/ Subscript

Comment [HGM14]: Similar corrections is needed for the rests...

Formatted: Not Superscript/ Subscript

Comment [HGM15]: Please, correct it in all parts...

Significant variation was observed ~~on-in~~ number of primary branches per plant of black cumin due to different levels of phosphorus under the experiment (Table 2). At 135 DAS, the maximum number of primary branches per plant (8.39) was obtained from P<sub>3</sub> (45 kg P ha<sup>-1</sup>) treatment ~~whereas the~~ minimum number of primary branches per plant (5.43) was observed from P<sub>0</sub> (control) treatment. It was revealed that the number of primary branches per plant increased with the increase in days after sowing (DAS). It also revealed that the number of primary branches per plant increased with different levels of phosphorus as well. [16] observed ~~the~~ similar trends.

Comment [HGM16]: Make correction

Statistically, seed rates showed a significant variation ~~on-in the~~ number of primary branches per plant of black cumin (Table 3). At harvest, the maximum number of primary branches per plant (7.26) was observed from R<sub>1</sub> (8 kg ha<sup>-1</sup> of seeds ha<sup>-1</sup>) treatment. On the other hand, the minimum number of primary branches per plant (6.64) was observed from R<sub>3</sub> (12 kg seeds ha<sup>-1</sup>) treatment. [19] found ~~the~~ similar results.

Formatted: Not Superscript/ Subscript

~~Combined-The combined~~ effect of different levels of phosphorus and seed rates ~~were~~ significantly influenced by ~~the~~ number of primary branches per plant (Table 4). At harvest, the maximum number of primary branches per plant (8.67) was achieved from P<sub>3</sub>R<sub>1</sub> (45 kg P ha<sup>-1</sup> + 8 kg seeds ha<sup>-1</sup>) treatment combination which was statistically similar (8.40) to P<sub>3</sub>R<sub>2</sub> treatment. On the other hand, the minimum number of primary branches per plant (4.92) was observed from P<sub>0</sub>R<sub>3</sub> (control + 12 kg seeds ha<sup>-1</sup>) treatment combination.

Comment [HGM17]: Correction...

Comment [HGM18]: ??

**Table 1. Combined effect of different levels of phosphorus and seed rates on plant height at different days after sowing of black cumin**

Treatment Combinations	Plant height (cm) at		
	45 DAS	90 DAS	135 DAS
P <sub>0</sub> R <sub>1</sub>	16.75 <sup>h</sup>	28.15 hi	36.19 gh
P <sub>0</sub> R <sub>2</sub>	15.67 i	26.53 i	34.92 hi
P <sub>0</sub> R <sub>3</sub>	14.55 j	24.48 j	32.81 i
P <sub>1</sub> R <sub>1</sub>	20.52 f	32.41 f	42.27 ef
P <sub>1</sub> R <sub>2</sub>	19.15 g	31.33 fg	40.53 f
P <sub>1</sub> R <sub>3</sub>	18.47 g	29.85 gh	37.62 g
P <sub>2</sub> R <sub>1</sub>	22.81 cd	39.13 d	47.67 c
P <sub>2</sub> R <sub>2</sub>	22.00 de	37.28 d	46.19 cd
P <sub>2</sub> R <sub>3</sub>	21.62 e	34.81 e	44.63 de
P <sub>3</sub> R <sub>1</sub>	24.83 a	46.75 a	55.18 a
P <sub>3</sub> R <sub>2</sub>	23.91 ab	44.50 b	52.60 b
P <sub>3</sub> R <sub>3</sub>	23.33 bc	41.67 c	50.75 b
LSD <sub>(0.05)</sub>	0.94	1.89	2.47
CV%	2.75	3.22	3.36

Comment [HGM19]: Make superscript all the letters in mean separation. Apply to all tables

Formatted: Superscript

~~In a~~ column means ~~having~~ means having a similar letter(s) are statistically similar ~~and those having dissimilar letter(s) differ significantly~~ at 0.05 level of probability.

Here, P<sub>0</sub>= control, P<sub>1</sub>= 35 kg P ha<sup>-1</sup>, P<sub>2</sub>= 40 kg P ha<sup>-1</sup> and P<sub>3</sub>= 45 kg P ha<sup>-1</sup>, R<sub>1</sub>= 8 kg seeds ha<sup>-1</sup>, R<sub>2</sub>= 10 kg seeds ha<sup>-1</sup> and R<sub>3</sub>= 12 kg seeds ha<sup>-1</sup>

Formatted: Tab stops: 4.45", Left

#### 4.3 Days to first flowering

~~Significant-A significant~~ variation on days to ~~the~~ first flowering of black cumin was observed due to different levels of phosphorus (Table 2). The minimum days to ~~the~~ first flowering of black cumin (51.31) was obtained from P<sub>3</sub> (45 kg P ha<sup>-1</sup>) treatment. On the other hand, the maximum days to ~~the~~ first flowering of black cumin (57.52) was obtained from P<sub>0</sub> (control) treatment. It was revealed that the days to ~~the~~ first flowering of black cumin increased with the different levels of phosphorus as well. [9] observed ~~the~~ similar results.

~~Statistically-A statistically~~ significant difference on days to ~~the~~ first flowering of black cumin was observed due to varied seed rates (Table 3). It was revealed that the minimum days to ~~the~~ first flowering of black cumin (53.61) was obtained from R<sub>1</sub> (8 kg seeds ha<sup>-1</sup>) treatment. On the other hand, the maximum days to ~~the~~ first flowering of black

cumin (55.23) was observed from R<sub>3</sub> (12 kg seeds ha<sup>-1</sup>) treatment which was statistically similar (54.50) to R<sub>2</sub> treatment. [19] reported that days to flowering were significantly influenced by the seed rate.

~~Combined-~~The combined effect of different levels of phosphorus and seed rates was significantly influenced by the days to the first flowering of black cumin (Table 4). ~~From-~~The results of the experiment revealed that the minimum days to the first flowering of black cumin (50.15) was observed from P<sub>3</sub>R<sub>1</sub> (45 kg P ha<sup>-1</sup> + 8 kg seeds ha<sup>-1</sup>) treatment combination. On the other hand, the maximum days to the first flowering of black cumin (58.45) was observed from P<sub>0</sub>R<sub>3</sub> (control + 12 kg seeds ha<sup>-1</sup>) treatment combination which was statistically similar to P<sub>0</sub>R<sub>2</sub>, P<sub>0</sub>R<sub>1</sub> and P<sub>1</sub>R<sub>3</sub> treatment combination, respectively.

#### 4.4 Days to 50% flowering

Days to 50% of flowering of black cumin was significantly influenced by different levels of phosphorus (Table 2). The minimum days to 50% flowering of black cumin (61.60) was obtained from P<sub>3</sub> (45 kg P ha<sup>-1</sup>) treatment. On the other hand, the maximum days to 50% flowering of black cumin (67.34) was obtained from P<sub>0</sub> (control) treatment. It was revealed that the days to 50% flowering of black cumin increased with the different levels of phosphorus as well. [21] found the similar trends.

Statistically, a statistically significant variation on days to 50% flowering of black cumin was observed due to varied seed rates (Table 3). It was observed that the minimum days to 50% flowering of black cumin (63.58) was obtained from R<sub>1</sub> (8 kg seeds ha<sup>-1</sup>) treatment. On the other hand, the maximum days to 50% flowering of black cumin (65.10) was observed from R<sub>3</sub> (12 kg seeds ha<sup>-1</sup>) treatment which was statistically similar (64.36) to R<sub>2</sub> treatment. The result of the experiment was in coincided with the findings of [14].

~~Combined-~~The combined effect of different levels of phosphorus and seed rates was significantly influenced by days to 50% flowering of black cumin (Table 4). ~~From-~~The results of the experiment revealed that the minimum days to 50% flowering of black cumin (60.85) was observed from P<sub>3</sub>R<sub>1</sub> (45 kg P ha<sup>-1</sup> + 8 kg seeds ha<sup>-1</sup>) treatment combination. On the other hand, the maximum days to 50% flowering of black cumin (68.25) was observed from P<sub>0</sub>R<sub>3</sub> (control + 12 kg seeds ha<sup>-1</sup>) treatment combination which was statistically similar to P<sub>0</sub>R<sub>2</sub>, P<sub>0</sub>R<sub>1</sub> and P<sub>1</sub>R<sub>3</sub> treatments, respectively.

**Table 2. Effect of different levels of phosphorus on number of primary branches per plant, number of secondary branches per plant, days to first and 50% flowering of black cumin**

Treatments	Number of primary branches per plant	Days to first flowering	Days to 50% flowering
P <sub>0</sub>	5.43 d	57.52 a	67.34 a
P <sub>1</sub>	6.53 c	55.44 b	65.16 b
P <sub>2</sub>	7.56 b	53.52 c	63.28 c
P <sub>3</sub>	8.39 a	51.31 d	61.60 d
LSD <sub>(0.05)</sub>	0.21	1.36	1.59
CV%	3.13	2.56	2.53

In a column means having a similar letter(s) are statistically similar and those having dissimilar letter(s) differ significantly at 0.05 level of probability.

Here, P<sub>0</sub>= control, P<sub>1</sub>= 35 kg P ha<sup>-1</sup>, P<sub>2</sub>= 40 kg P ha<sup>-1</sup> and P<sub>3</sub>= 45 kg P ha<sup>-1</sup>

Formatted: Indent: Left: 0", Space After: 0 pt

**Table 3. Effect of different levels of seed rates on the number of primary branches per plant, number of secondary branches per plant, days to first and 50% flowering of black cumin**

Treatments	Number of primary branches per plant	Days to first flowering	Days to 50% flowering
R <sub>1</sub>	7.26 a	53.61 b	63.62 b
R <sub>2</sub>	7.03 b	54.50ab	64.36 ab
R <sub>3</sub>	6.64 c	55.23 a	65.10 a
LSD <sub>(0.05)</sub>	0.18	1.18	1.37

CV%	3.13	2.56	2.53
-----	------	------	------

In a column means having a similar letter(s) are statistically similar and those having dissimilar letter(s) differ significantly at 0.05 level of probability.

Here,  $R_1 = 8 \text{ kg seeds ha}^{-1}$ ,  $R_2 = 10 \text{ kg seeds ha}^{-1}$  and  $R_3 = 12 \text{ kg seeds ha}^{-1}$

**Table 4. Combined effect of different levels of phosphorus and seed rates on the number of primary branches per plant, number of secondary branches per plant, days to first and 50% flowering of black cumin**

Treatment Combinations	Number of primary branches per plant	Days to first flowering	Days to 50% flowering
$P_0R_1$	5.81 h	56.80 abc	66.09 abc
$P_0R_2$	5.55 h	57.30 ab	67.67 ab
$P_0R_3$	4.92 i	58.45 a	68.25 a
$P_1R_1$	6.75 f	54.67 c-f	64.67 cde
$P_1R_2$	6.51 fg	55.50 b-e	65.00 bcd
$P_1R_3$	6.33 g	56.15 a-d	65.81 abc
$P_2R_1$	7.81 cd	52.82 fg	62.70 d-g
$P_2R_2$	7.67 d	53.75 efg	63.00 d-g
$P_2R_3$	7.20 e	54.00 def	64.15 c-f
$P_3R_1$	8.67 a	50.15 h	60.85 g
$P_3R_2$	8.40 ab	51.45 gh	61.75 fg
$P_3R_3$	8.11 bc	52.33 fgh	62.20 efg
LSD <sub>(0.05)</sub>	0.37	2.36	2.76
CV(%)	3.13	2.56	2.53

In a column means having a similar letter(s) are statistically similar and those having dissimilar letter(s) differ significantly at 0.05 level of probability.

Here,  $P_0 = \text{control}$ ,  $P_1 = 35 \text{ kg P ha}^{-1}$ ,  $P_2 = 40 \text{ kg P ha}^{-1}$  and  $P_3 = 45 \text{ kg P ha}^{-1}$   $R_1 = 8 \text{ kg seeds ha}^{-1}$ ,  $R_2 = 10 \text{ kg seeds ha}^{-1}$  and  $R_3 = 12 \text{ kg seeds ha}^{-1}$

#### 4.5 Capsules per plant

Statistically a significant variation on capsules per plant of black cumin was observed due to different levels of phosphorus (Table 5). The maximum number of capsules per plant (20.69) was observed from  $P_2$  (40 kg  $\text{P ha}^{-1}$ ) treatment while the minimum capsules per plant (16.32) was obtained from  $P_0$  (control) treatment. It was observed that the number of capsules per plant increased with the different levels of phosphorus. [9] reported that the highest number of capsules per plant was obtained when judiciously applying phosphorus fertilizer. [17] also observed the similar results.

A significant difference on capsules per plant of black cumin was observed due to varied seed rates (Table 6). It was revealed that the maximum number of capsules per plant (19.20) was obtained from  $R_2$  (10 kg seeds  $\text{ha}^{-1}$ ) treatment. On the other hand, the minimum number of capsules per plant (17.86) was observed from  $R_3$  (12 kg seeds  $\text{ha}^{-1}$ ) treatment. [14] reported that the number of capsule and the number of seeds in the capsule were generally affected by seed rate applications.

The combined effect of different levels of phosphorus and seed rates were significantly influenced by capsules per plant of black cumin (Table 7). The results of the experiment revealed that the maximum number of capsules per plant of black cumin (21.80) was observed from  $P_2R_2$  (40 kg  $\text{P ha}^{-1} + 10 \text{ kg seeds ha}^{-1}$ ) treatment combination. On the other hand the minimum number of capsules per plant of black cumin (15.37) was observed from  $P_0R_3$  (control + 12 kg seeds  $\text{ha}^{-1}$ ) treatment combination.

#### 4.6 Length of capsule (cm)

A statistically significant variation on the length of capsule of black cumin was observed due to varied levels of phosphorus (Table 5). The maximum length of the capsule (1.51 cm) was observed from  $P_2$  (40 kg  $\text{P ha}^{-1}$ ) treatment while the minimum length of capsule (1.11 cm) was obtained from  $P_0$  (control) treatment. It was

Formatted: Tab stops: 4.45", Left

observed that the length of capsule per plant increased with the different levels of phosphorus. [17] found the similar result.

~~Significant~~ A significant difference on the length of capsule per plant of black cumin was observed due to varied seed rates (Table 6). It was revealed that the maximum length of the capsule (1.35 cm) was obtained from R<sub>2</sub> (10 kg seeds ha<sup>-1</sup>) treatment. On the other hand, the minimum length of the capsule (1.25 cm) was observed from R<sub>3</sub> (12 kg seeds ha<sup>-1</sup>) treatment. [20] observed the similar trends.

~~Combined~~ The combined effect of different levels of phosphorus and seed rates were significantly influenced by length of capsule per plant of black cumin (Table 7). ~~From~~ The results of the experiment revealed that the maximum length of capsule (1.59 cm) was observed from P<sub>2</sub>R<sub>2</sub> (40 kg P ha<sup>-1</sup> + 10 kg seeds ha<sup>-1</sup>) treatment combination. On the other hand, the minimum length of capsule (1.07 cm) was observed from P<sub>0</sub>R<sub>3</sub> (control + 12 kg seeds ha<sup>-1</sup>) treatment combination.

#### 4.7 Breadth of capsule (cm)

~~Significant~~ A significant variation on the breadth of capsule of black cumin was observed due to varied levels of phosphorus (Table 5). The maximum breadth of capsule (1.05 cm) was obtained from P<sub>2</sub> (40 kg P ha<sup>-1</sup>) treatment while the minimum breadth of capsule (0.77 cm) was obtained from P<sub>0</sub> (control) treatment. It was revealed that the breadth of capsule per plant increased with the different levels of phosphorus. [22] revealed the similar result.

~~Marked~~ A marked difference on the breadth of capsule per plant of black cumin was observed due to varied seed rates (Table 6). It was revealed that the maximum breadth of capsule (0.94 cm) was obtained from R<sub>2</sub> (10 kg seeds ha<sup>-1</sup>) treatment. On the other hand, the minimum breadth of capsule (0.87 cm) was observed from R<sub>3</sub> (12 kg seeds ha<sup>-1</sup>) treatment. [18] reported that an increase in the seed rate decreased the breadth of capsule relate to the yield.

~~Combined~~ The combined effect of different levels of phosphorus and seed rates was significantly influenced by the breadth of capsule per plant of black cumin (Table 7). ~~From~~ The results of the experiment revealed that the maximum breadth of capsule (1.10 cm) was observed from P<sub>2</sub>R<sub>2</sub> (40 kg P ha<sup>-1</sup> + 10 kg seeds ha<sup>-1</sup>) treatment combination. On the other hand, the minimum breadth of the capsule (0.74 cm) was observed from P<sub>0</sub>R<sub>3</sub> (control + 12 kg seeds ha<sup>-1</sup>) treatment combination.

#### 4.8 Number of seeds per capsule

~~Number~~ The number of seeds per capsule of black cumin ~~significantly~~ was significantly influenced by the different levels of phosphorus (Table 5). The maximum number of seeds per capsule (80.07) was observed from P<sub>2</sub> (40 kg P ha<sup>-1</sup>) treatment while the minimum number of seeds per capsule (66.24) was obtained from P<sub>0</sub> (control) treatment. It was revealed that the number of seeds per capsule increased with the increase of phosphorus. Similar results were also observed by [17,23,24]. They reported that the number of capsules and number of seeds per capsule increased with the level of application of P and generally maximum values were observed in the highest P application.

Statistically significant influence on the number of seeds per capsule of black cumin was observed due to varied seed rates (Table 6). It was revealed that the maximum number of seeds per capsule of black cumin (74.18) was achieved from R<sub>2</sub> (10 kg seeds ha<sup>-1</sup>) treatment which was statistically identical (72.64) to R<sub>1</sub> treatment. On the other hand, the minimum number of seeds per capsule (70.92) was observed from R<sub>3</sub> (12 kg seeds ha<sup>-1</sup>) treatment. Increasing seed rate inversely affected yield components per plant. [19] observed the similar result.

~~Combined~~ The combined effect of different levels of phosphorus and seed rates were significantly influenced by the number of seeds per capsule of black cumin (Table 7). ~~From~~ The results of the experiment observed that the maximum number of seeds per capsule of black cumin (82.15) was observed from P<sub>2</sub>R<sub>2</sub> (40 kg P ha<sup>-1</sup> + 10 kg seeds ha<sup>-1</sup>) treatment combination which was statistically similar (79.93) to P<sub>2</sub>R<sub>1</sub> treatment combination. On the other hand, the minimum number of seeds per capsule (64.71) was observed from P<sub>0</sub>R<sub>3</sub> (control + 12 kg seeds ha<sup>-1</sup>) treatment combination.

#### 4.9. 1000-seeds weight (g)

~~Significant~~ A significant variation ~~on-in~~ 1000-seeds weight was observed due to different levels of phosphorus (Table 5). ~~From~~ The results of the experiment showed that the maximum 1000-seeds weight (3.08 g) was obtained from P<sub>2</sub> (40 kg P ha<sup>-1</sup>) treatment. On the other hand, the minimum 1000-seeds weight (2.74g) was obtained from P<sub>0</sub> (control) treatment. [24] reported that the application of nutrient (NPK) elements had a positive effect on plant height, branches per plant, capsule setting, umbels per plant, capsules per plant, capsule size, seeds per capsule, 1000-seed weight, and seed yield of black cumin.

Statistically significant influence on 1000-seeds weight was observed due to different seed rates under the present experiment (Table. 6). The maximum 1000-seeds weight (2.94 g) was obtained from R<sub>2</sub> (10 kg seeds ha<sup>-1</sup>) treatment. On the other hand, the minimum 1000-seeds weight (2.84 g) was observed from R<sub>3</sub> (12 kg seeds ha<sup>-1</sup>) treatment. [14,25] observed the similar results.

~~Combined~~ The combined effect of different levels of phosphorus and seed rates was significantly influenced by 1000-seeds weight (Table 7). ~~From~~ The results of the experiment revealed that the maximum 1000-seeds weight (3.15 g) was observed from P<sub>2</sub>R<sub>2</sub> (40 kg P ha<sup>-1</sup> + 10 kg seeds ha<sup>-1</sup>) treatment combination which was statistically similar (3.08 and 3.02) to the treatment combination of P<sub>2</sub>R<sub>1</sub> and P<sub>2</sub>R<sub>3</sub>. On the other hand, the minimum 1000-seeds weight (2.68 g) was observed from P<sub>0</sub>R<sub>3</sub> (control + 12 kg seeds ha<sup>-1</sup>) treatment combination.

#### 4.10 Yield per plot (g)

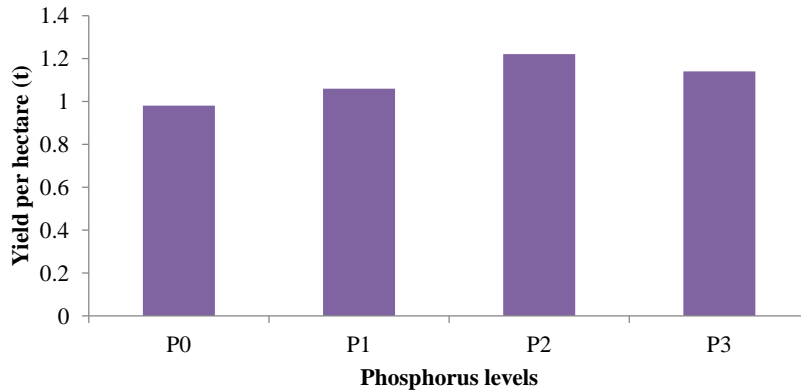
~~Significant~~ A significant variation ~~on-in~~ yield per plot was observed due to ~~varied~~ varying levels of phosphorus (Table 5). ~~From~~ The results of the experiment showed that the highest yield per plot (175.68 g) was obtained from P<sub>2</sub> (40 kg P ha<sup>-1</sup>) treatment. On the other hand, the lowest yield per plot (141.08 g) was obtained from P<sub>0</sub> (control) treatment. [9,16,17,21,22,26] observed the similar results. [23] reported that the use a combination of 45 kg N and 40 kg P ha<sup>-1</sup> followed by 15 kg N and 20 kg P ha<sup>-1</sup> for black cumin production in the area.

Statistically significant influence on yield per plot was observed due to varied seed rates during the experimentation (Table 6). It was observed that the highest yield per plot (164.46 g) was obtained from R<sub>2</sub> (10 kg seeds ha<sup>-1</sup>) treatment. On the other hand, the lowest yield per plot (154.45 g) was observed from R<sub>3</sub> (12 kg seeds ha<sup>-1</sup>) treatment. [20] reported that yield and yield attributing factors such as seed yield per plot and seed yield ha<sup>-1</sup> (kg) ~~was-were~~ significantly influenced by the seed rate. Seed yield increased from 462 kg ha<sup>-1</sup> to 634 kg ha<sup>-1</sup> as seed rate increased from 5 kg ha<sup>-1</sup> to 20 kg ha<sup>-1</sup> and showed a decrease in yield from 601 kg ha<sup>-1</sup> to 507 kg ha<sup>-1</sup> as inter-row spacing increased from 20 cm to 40 cm.

Yield per plot showed significant influence due to the combined effect of different levels of phosphorus and seed rates (Table 7). ~~From~~ The results of the experiment observed that the highest yield per plot (182.88 g) was obtained from P<sub>2</sub>R<sub>2</sub> (40 kg P ha<sup>-1</sup> + 10 kg seeds ha<sup>-1</sup>) treatment combination. On the other hand, the lowest yield per plot (139.27 g) was observed from P<sub>0</sub>R<sub>3</sub> (control + 12 kg seeds ha<sup>-1</sup>) treatment combination.

#### 4.11 Yield per hectare (t)

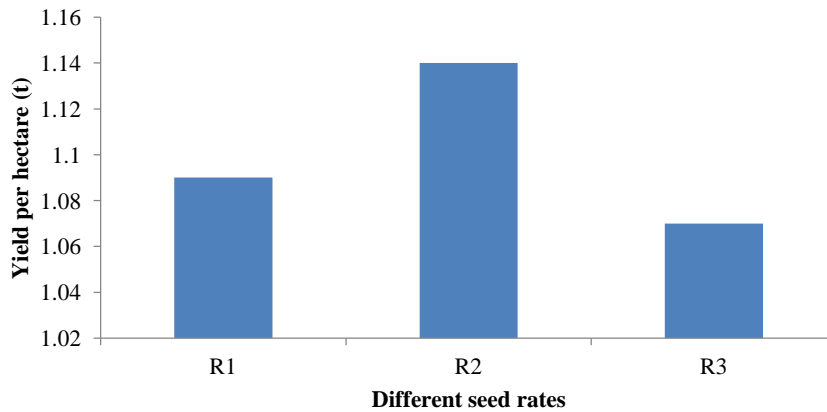
Significant variation was observed ~~on-in~~ yield per hectare due to different levels of phosphorus ~~under-in~~ the present study (Fig. 3). ~~From~~ The results of the experiment showed that the highest yield per hectare (1.22 t) was obtained from P<sub>2</sub> (40 kg P ha<sup>-1</sup>) treatment. On the other hand, the lowest yield per hectare (0.98 t) was obtained from P<sub>0</sub> (control) treatment. The result of the experiment ~~were-was~~ in coincided with the findings of [14,21,23,26]. [24] reported that The highest seed yield (1277 kg ha<sup>-1</sup>) was obtained from 75% RDCF + 25% cow\_dung-N treatment followed by 100% RDCF (N<sub>80</sub>P<sub>45</sub>K<sub>50</sub>S<sub>20</sub>Zn<sub>5</sub>B<sub>2</sub> kg ha<sup>-1</sup>) and the lowest seed yield (420 kg ha<sup>-1</sup>) was recorded with 50% RDCF.



Here, P<sub>0</sub>= control, P<sub>1</sub>= 35 kg ha<sup>-1</sup>, P<sub>2</sub>= 40 kg ha<sup>-1</sup> and P<sub>3</sub>= 45 kg ha<sup>-1</sup>

**Figure. 3.** Effect of different levels of phosphorus on yield per hectare of black cumin

Statistically significant influence on yield per hectare was observed due to different seed rates (Fig. 4). It was revealed that the highest yield per hectare (1.14 t) was revealed from R<sub>2</sub> (10 kg seeds ha<sup>-1</sup>) treatment. On the other hand, the lowest yield per hectare (1.07 t) was obtained from R<sub>3</sub> (12 kg seeds ha<sup>-1</sup>) treatment. [20] observed the a similar result. They reported that seed yield ha<sup>-1</sup> (kg) was significantly influenced by the seed rate. [25] reported that 8 kg seed/ha would be the optimum seed rate and line sowing in raised bed would be the most effective method for higher seed yield of the black cumin. But for broadcasting seeds should be shown with at 10 kg/ha.



Here, R<sub>1</sub>= 8 kg seeds ha<sup>-1</sup>, R<sub>2</sub>= 10 kg seeds ha<sup>-1</sup> and R<sub>3</sub>= 12 kg seeds ha<sup>-1</sup>

**Figure. 4.** Effect of different seed rates on yield per hectare of black cumin

Combined-The combined effect of different levels of phosphorus and seed rates was significantly influenced by yield per hectare of black cumin (Table 7). From the results of the experiment revealed that the highest yield per hectare (1.27 t) was observed from P<sub>2</sub>R<sub>2</sub> (40 kg P ha<sup>-1</sup> + 10 kg seeds ha<sup>-1</sup>) treatment combination which was statistically similar (1.21 t) to P<sub>2</sub>R<sub>1</sub> treatment combination. On the other hand, the lowest yield per hectare (0.94 t) was obtained from P<sub>0</sub>R<sub>3</sub> (control + 12 seeds kg ha<sup>-1</sup>) treatment combination.

**Table 5. Effect of different levels of phosphorus on number of capsules per plant, length of capsule, breadth of capsule and number of seeds per capsule, 1000-seeds weight (g), yield per plot (g) of black cumin**

Treatments	Capsules per plant	Length of capsule (cm)	Breadth of capsule (cm)	Number of seeds per capsule	1000-seeds weight (g)	Yield per plot (g)
P <sub>0</sub>	16.32 d	1.11 d	0.77 d	66.24 d	2.74 d	141.08 d
P <sub>1</sub>	17.93 c	1.24 c	0.85 c	69.59 c	2.83 c	154.46 c
P <sub>2</sub>	20.69 a	1.51 a	1.05 a	80.07 a	3.08 a	175.68 a
P <sub>3</sub>	19.14 b	1.35 b	0.95 b	74.42 b	2.93 b	164.64 b
LSD <sub>(0.05)</sub>	0.43	0.04	0.02	1.87	0.08	2.28
CV%	2.42	3.37	2.54	2.65	2.92	1.47

In a column means having similar letter(s) are statistically similar and those having dissimilar letter(s) differ significantly at 0.05 level of probability.

Here, P<sub>0</sub>=control, P<sub>1</sub>= 35 kg P ha<sup>-1</sup>, P<sub>2</sub>= 40 kg P ha<sup>-1</sup> and P<sub>3</sub>= 45 kg P ha<sup>-1</sup>

**Table 6. Effect of different levels of seed rates on the number of capsules per plant, length and breadth of capsule and number of seeds per capsule, 1000-seeds weight (g), yield per plot (g) of black cumin**

Treatments	Capsules per plant	Length of capsule (cm)	Breadth of capsule (cm)	Number of seeds per capsule	1000-seeds weight (g)	Yield per plot (g)
R <sub>1</sub>	18.51 b	1.30 b	0.91 b	72.64 a	2.89 ab	157.98 b
R <sub>2</sub>	19.20 a	1.35 a	0.94 a	74.18 a	2.94 a	164.46 a
R <sub>3</sub>	17.86 c	1.25 c	0.87 c	70.92 b	2.85 b	154.45 c
LSD <sub>(0.05)</sub>	0.37	0.03	0.01	1.62	0.07	1.97
CV%	2.42	3.39	2.54	2.65	2.92	1.47

In a column means having a similar letter(s) are statistically similar and those having dissimilar letter(s) differ significantly at 0.05 level of probability.

Here, R<sub>1</sub>= 8 kg seeds ha<sup>-1</sup>, R<sub>2</sub>= 10 kg seeds ha<sup>-1</sup> and R<sub>3</sub>= 12 kg seeds ha<sup>-1</sup>

**Table 7. Combined effect of different levels of phosphorus and seed rates on capsules per plant, length of capsule, breadth of capsule and number of seeds per capsule, 1000-seeds weight (g), yield per plot (g), yield per hectare (t) of black cumin**

Treatment Combinations	Capsules per plant	Length of capsule (cm)	Breadth of capsule (cm)	Number of seeds per capsule	1000-seeds weight (g)	Yield per plot (g)	Yield per hectare (t)
P <sub>0</sub> R <sub>1</sub>	16.48 h	1.12 hi	0.78 g	66.77 hi	2.75 fg	141.12 h	0.98fg
P <sub>0</sub> R <sub>2</sub>	17.11 gh	1.15 h	0.80 g	67.25 hi	2.78 fg	146.75 g	1.01 fg
P <sub>0</sub> R <sub>3</sub>	15.37 i	1.07 i	0.74 h	64.71 i	2.68 g	135.36 i	0.94 g
P <sub>1</sub> R <sub>1</sub>	18.00 ef	1.25 fg	0.85 f	69.52 fgh	2.83 def	152.40 f	1.05 def
P <sub>1</sub> R <sub>2</sub>	18.33 e	1.27 f	0.88 f	70.81 fg	2.85 def	161.18 e	1.11cde
P <sub>1</sub> R <sub>3</sub>	17.47 fg	1.19 gh	0.81 g	68.44 gh	2.80 efg	149.81 fg	1.04 ef
P <sub>2</sub> R <sub>1</sub>	20.40 b	1.51ab	1.04 b	79.93 ab	3.08 ab	174.24 b	1.21ab
P <sub>2</sub> R <sub>2</sub>	21.80 a	1.59 a	1.10 a	82.15 a	3.15 a	182.88 a	1.27 a
P <sub>2</sub> R <sub>3</sub>	19.87 bc	1.43 c	1.01 bc	78.12 bc	3.02 abc	169.92 c	1.18 bc
P <sub>3</sub> R <sub>1</sub>	19.15 cd	1.35 de	0.95 de	74.33 de	2.93 cde	164.16 de	1.14 bc
P <sub>3</sub> R <sub>2</sub>	19.56 c	1.39 cd	0.98 cd	76.50 cd	2.97 bcd	167.04 cd	1.16bc

P <sub>3</sub> R <sub>3</sub>	18.72 de	1.30 ef	0.93 e	72.42 ef	2.89 c-f	162.72 e	1.13bcd
LSD <sub>(0.05)</sub>	0.75	0.07	0.03	3.25	0.14	3.95	0.08
CV(%)	2.42	3.39	2.54	2.65	2.92	1.47	4.52

In a column means having a similar letter(s) are statistically similar and those having dissimilar letter(s) differ significantly at 0.05 level of probability.

Here, P<sub>0</sub>=control, P<sub>1</sub>= 35 kg P ha<sup>-1</sup>, P<sub>2</sub>= 40 kg P ha<sup>-1</sup> and P<sub>3</sub>= 45 kg P ha<sup>-1</sup>, R<sub>1</sub>= 8 kg seeds ha<sup>-1</sup>, R<sub>2</sub>= 10 kg seeds ha<sup>-1</sup> and R<sub>3</sub>= 12 kg seeds ha<sup>-1</sup>

#### Discussions

#### Acknowledgement

#### Conflict of interest

### CONCLUSION

This study observed that different levels of phosphorus and seed rates have a positive effect on the growth and yield of black cumin. In the case of the yield of black cumin, P<sub>2</sub>R<sub>2</sub> (40 kg P ha<sup>-1</sup> + 10 kg seeds ha<sup>-1</sup>) treatment combination was given the a better performance of all the yield contributing parameters and yield (1.27 t per ha) of black cumin than the other treatment combinations. So, the treatment combination of P<sub>2</sub>R<sub>2</sub> (40 kg P ha<sup>-1</sup> + 10 kg seeds ha<sup>-1</sup>) can be repeated in different agro-ecological zones of Bangladesh for a better yield of black cumin.

#### Reference

- Pal, D. G. (2012). Nutritional, phytochemical composition and antimicrobial activity of *Nigella sativa* L. MS thesis, University of Agricultural Sciences, Bengaluru, India. pp. 15.
- DAE. (2017). Annual spices production report. Department of Agricultural Extension, Ministry of Agriculture. Khamarbari, Dhaka, Bangladesh.
- Ali, M. M. K., Hasan, M. A. and Islam, M. R. (2015). Influence of fertilizer levels on the growth and yield of black cumin (*Nigella sativa* L.). *The Agriculturists*, **13**(2): 97-104.
- Noor, S., Khan, M. S., Shil, N. C. and Talukder, M. R. (2008). Integrated nutrient management for sustainable yield of major spices crops in Bangladesh. *Bangladesh J. Agric. Res. Environ.*, **4**: 95-113.
- Mozzafari, F. S., Ghorbanli, M., Babai, A. and Sapehr, M. F. (2000). The effect of water stress on the seed oil of *Nigella sativa* L. *J. Essent. Oil Res.*, **12**: 36-38.
- Takruri, H. R. H. and Dameh, M. A. F. (1998). Study of the nutritional value of black cumin seeds (*Nigella sativa*). *J. Sci. Food Agr.*, **76**(3): 404-410.
- Ashraf, M., Ali, Q. and Rha, E. S. (2006). The effect of applied nitrogen on the growth and nutrient concentration of Kalonji (*Nigella sativa*). *Australian J. Exper. Agric.*, **45**(4): 459-463.
- Ozel, A., Demirel, U., Guler, I. and Erden, K. (2009). Effect of different row spacing and seeding rate on black cumin (*Nigella sativa* L.) yields and some agricultural characters. *Harran Univ. J. Agri. Faculty.*, **13**(1): 17-25.
- Rimu, R. A., Hossain, M. M., Zakaria, M. and Rahman, M. G. K. M. (2020). Effect of organic and inorganic fertilizer application on the yield and quality of black cumin. *Bangladesh J. Sci. Res.*, **31-33**(2): 73-77.
- Turkdogan, M. K., Agaoglu, Z., Sekeroglu, R., Akkan, H. A. and Avci, M. E. (2001). The role of antioxidant vitamins (C and E), selenium and *Nigella sativa* in the prevention of liver fibrosis and cirrhosis in rabbits: New hopes. *Dtsch. Tierarztl. Wochenschr.*, **108**: 71-73.
- Blackshaw, R. E., Brandt, R. N., Janzen, H. and Entz, H. T. (2004). Weed species response to phosphorus fertilization. *Weed Sci.*, **52**: 406-412.
- Bairagi, S. K. (2014). Effect of different doses of phosphorus and row spacing on the yield and quality of fenugreek (*Trigonella foenum-graecum* L.) seed. *Asian J. Hort.*, **9**(2): 338-341.
- Purbey, S. K. and Sen, N. L. (2005). Response of fenugreek (*Trigonella foenum-graecum* L.) to bio-inoculants and plant bio-regulators. *Indian J. Hort.*, **62**(4): 416-418.
- Tuncturk, M., Ekin, Z. and Turkozu, D. (2005). Response of black cumin to different seed rates growth and yield components and oil components and essential oil content. *J. Agron.*, **4**(3): 216-219.
- Gomez, K. A. and Gomez, A. A. (1984). Statistical procedures for agricultural research. 2nd edn. John Wiley and Sons. New York. p. 680.

**Comment [HGM20]:** Dear author/s please try to discuss your finding and related with the previous findings done by others

- I couldn't find any discussion about the research result. You need to have discuss your result why?
- Need critical attention. Either discuss separately or incorporate with the result parts

**Formatted:** Not Superscript/ Subscript

**Formatted:** Not Superscript/ Subscript

**Comment [HGM21]:** Add acknowledgement those help you to do this research activity. Your donors, university, advisors...

**Comment [HGM22]:** Make sure that there is no conflict of interest of this work. Add the conflict-of-interest part.

**Formatted:** Not Superscript/ Subscript

**Comment [HGM23]:** Please, try to recheck the availability and correctly cite of the references both in the body part and in the reference lists

- Cite correctly in numbering form of citation not by author name.

**Formatted:** Space After: 0 pt

16. Moradzadeh, S., SiavashMoghaddam, S., Rahimi, A., Pourakbar, L. and Sayyed, R. Z. (2021). Combined bio-chemical fertilizers ameliorate agro-biochemical attributes of black cumin (*Nigella sativa* L.). *Sci. Rep.*, **11**(1): 11399.
17. Sultana, S., Mondal, A., Das, S., Rudra, B. C., Alam, B. and Roy, S. (2019). Effect of nitrogen and phosphorous fertilizer application on growth and yield of black cumin cultivation in Malda District (WB). *Intl. J. Curr. Microbiol. App. Sci.*, **8**(04): 2813-2817.
18. Ozlem, T. and Suleyman, K. (2004). Effect of seed rate on agronomic and technologic characters of *Nigella sativa* L. *Intl. J. Agric. and Biol.*, **6**(3): 529-532.
19. El-Hag, Z. M. (1996). Effect of planting date, seed rate and method of planting on growth, yield and quality of black cumin (*Nigella sativa*) in Khartoum State [Sudan].
20. Mengistu, F. G., Wegayehu, G., Fikre, D., Ali, A., Tsagaye, D. and Fufa, N. (2021). The influence of seed rate and inter-row spacing on seed yield and yield attributes of black cumin in Arsi Highlands, Ethiopia. *J. Biol. Agric. and Healthcare*, **11**(1): 33-39.
21. Vedantham, V., Saravanan, S. S. and Vijay, B. (2020). Effect of NPK on plant growth, seed yield and seed quality of black cumin (*Nigella sativa* L.) cv. NRCSS (Ajmer). *Intl. J. Chem. Stud.*, **8**(5): 897-900
22. Mousa, G. T., Gad, M. M., Gamal, A., Ahmed, A. and Mohamed, S. A. (2012). Comparative study on black cumin (*Nigella sativa* L.) plants, grown under different plant spacing and fertilization treatments. *Assiut J. Agric. Sci.*, **43**(6): 56-70.
23. Yimam, E., Nebiyu, A., Mohammed, A. and Getachew, M. (2015). Effect of nitrogen and phosphorus fertilizers on growth, yield and yield components of black cumin (*Nigella sativa* L.) at Konta District, South West Ethiopia. *J. Agron.*, **14**(3): 112-120.
24. Yousuf, M. N., Karim, A. J. M. S., Solaiman, A. R. M., Islam, M. S. and Zakaria, M. (2018). Nutrient management on the growth and yield of black cumin (*Nigella sativa* L.). *Bangladesh J. Agril. Res.*, **43**(2): 205-210.
25. Fahim, A. H. F., Naher, M. S., Wadud, M. A. and Sarker, M. B. (2017). Response of black cumin to different seed rate and sowing method. *Intl. J. Agril. Papers*, **2**(1): 1-6.

Appendix table

**Comment [HGM24]:** Appendix table should be put in here if it was cited in the body of the manuscript