

## Original Research Article

### Formulation development, Physico-chemical evaluation and comparative stability studies of *Dillenia indica* (pulp) based antidandruff and anti hair fall cream with marketed brand

#### ABSTRACT

**Background:** *Dillenia Indica* as a medicinal plant is one of the widely used herbs by the various tribes of entire North East (mostly in Assam) and traditionally the jelly like content inside the fruit was used to treat dandruff and falling hairs. **Objectives:** The current work was performed with an objective to assess the antidandruff and anti hair fall property of *Dillenia indica* (pulp), the jelly like content inside the fruit with a marketed brand. **Methods:** With utilization of different concentrations of *Dillenia indica* (pulp) as main drug and with other chemicals different cream formulations are made and optimized. All the formulations along with marketed brand are investigated for their physico-chemical properties. Stability studies of freeze-thaw, elevated temperature exposure and thermal stability study was performed. All the results of the formulations were compared with marketed brand. **Result:** All the result of freeze-thaw, elevated temperature exposure and thermal stability study of all formulations (F1,F2,F3) shows similar characteristic behavior with marketed brand except in elevated temperature exposure where all the formulations fails to withstand the temperature excluding the marketed brand. Physico-chemical parameters like P<sup>H</sup>, FFA, TFM has been studied for formulations F1, F2, F3 and with brand product. All the formulations along with brand product are showing similar kind of result along with similar Spredebility and homogeneity.

**Key words:** Free fatty acid (FFA), Total fatty matter (TFM), Freeze-Thaw stability, Elevated temperature exposure, Spredebility.

#### INTRODUCTION

Medicinal plants have long been used in traditional medicine and ethnomedicine all across the world. These medicinal plants' constituents have exhibited a variety of therapeutic qualities that can be employed in drug research and synthesis. Medicinal plants had a significant part in the evolution of human societies all across the world. *Dillenia Indica*, also known as elephant apple [1] or chulta, is a *Dillenia* species native to southeastern Asia, ranging from India, Bangladesh, and Sri Lanka through southwestern China (Yunnan) and Vietnam, and south via Thailand to Malaysia and Indonesia. It is a evergreen shrub or small to medium-sized tree that can reach a height of 15 metres. Its branches serve as excellent firewood. The flowers are big, with five white petals and a diameter of 15–20 cm. Its distinctive round fruits are huge, greenish yellow, and contain many seeds. The fruit has a diameter of 5–12 cm and is made up of 15 carpels, each of which contains five seeds embedded in an edible but fibrous pulp. In India, Nepal, Bangladesh, and Sri Lanka, it is widely available. It is mostly found in Assam's north-east region. It is known as Outenga in Assamese, Bharija in Sanskrit, and Indian catman in English [2].

#### TRADITIONAL & MEDICINAL USES OF *Dillenia indica*:

*D.indica* (Outenga) is a commonly utilised herb by numerous tribes throughout the North East (mostly in Assam)

ii. It is an evergreen plant that can be found in the natural forest. It was traditionally used to treat dandruff and falling hairs because of the jelly-like material inside the fruit.

iii. It has been discovered that the juice of leaves, bark, and leaves was blended and given orally for the treatment of cancer in many parts of North East India in the past.

iv. A mixture of bark and leaves from *D.indica* is used to cure diarrhoea.

v. The leaves and bark are used as astringents and laxatives.

vi. *D.indica* has antimicrobial action.

vii. It's a word that's employed

Stability tests are carried out under a variety of temperature and humidity settings. Leaving humidity aside, there are two reasons for incubating a product at different temperatures. The first step is to establish product stability at room temperature for various locations of the world; the stability test involves all types of environmental stress. Accelerated-time data, when combined with accelerated conditions, provides a complete view of the cream product's stability issues, which can also be seen in real-time investigations. Physical and chemical stability tests are crucial in describing product properties over time and under various environmental circumstances. Accelerated-time studies are the only ones that can provide reliable information [3]. The tests are frequently carried out at 37°C, 40°C, and 45°C during 1, 2, 3.....8 months but the temperature used and the duration will depend on the product type. Temperature cycling and/or a "freeze-thaw" test can uncover some types of flaws faster than storage at a constant temperature. For specific types of items, freeze-thaw testing should be considered [4].

Suspension problems (a tendency to crystallise or cloud), emulsion and cream instability, package design issues (such as wrinkling or loss of label, cracking or distortion), and corrosion of internal lacquers in during storage and transport are examples of problems that can be detected by freeze-thaw testing. Stability testing at these extremes should be considered, for example:

a) Freeze-thaw testing and low-temperature testing

c) Thermal stress testing at high temperatures.

### **VARIABILITY IN PARAMETERS DURING THE COURSE OF A PRODUCT'S SHELF LIFE**

It's crucial to keep in mind when building a stability test protocol that as the qualities of a product may alter as it ages. As a result of this, stability testing may require testing of properties other than those that would be reviewed during first release testing. Because the test will vary depending on the product category and package type, the following criteria are provided as an example only and are neither exhaustive nor a minimum requirement

1. Appearance, colour, and odour

2. Viscosity

3. Container modifications

4. Weight fluctuations

5. PH

6. Microbial test demonstrating the product's ability to prevent microbial growth during normal use, as well as other tests as needed.

7. Analytical data for a given product type in relation to other criteria [5].

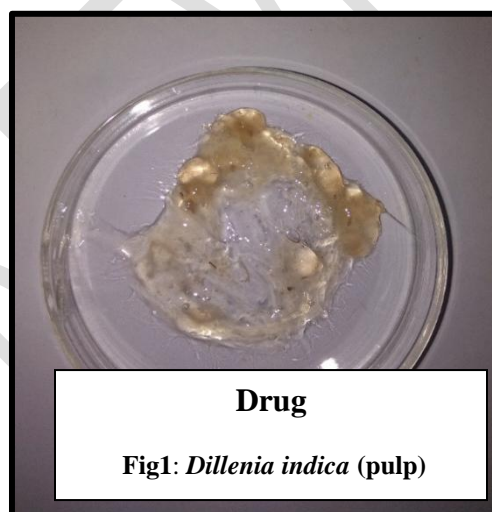
## MATERIAL AND METHODS

Fruit of *Dillenia indica* was collected in January from Lakhimpur, Assam. The plant material was authenticated by Dr. P.P. Baruah, Head Department of Botany, Gauhati University, Authentication No. Acc.No.18398 dt.15.02.2018

## CHEMICAL REQUIREMENT

Table 1: Chemicals required

CHEMICAL NAME	COMPANY NAME
Olive oil	Himedia
Potassium hydroxide (KOH)	Mark
Glycerin	Himedia
Steric acid	Himedia
Methyl perabin	Merck
Polypropylene glycol	Merck
Hydrochloric acid (HCL)	Ranbaxy
Methyl orange	Merck
Petroleum benzene	Merck
Methanol	Merck
Phenolphthalein	Merck



## CHEMICAL USED FOR FORMULATION:

Olive oil

Potassium hydroxide (KOH)
Glycerin
Steric acid
Methyl perabin
Polypropylene glycol
Water
Perfume
Drug (Dillenia indica pulp)

**Table 2: Chemical Used For Formulation**

**METHODS:**

**1. Parameters for analysis**

- p<sup>H</sup>
- Total fatty matter
- Free fatty acid
- Spredebility
- Homogeneity

**2. Stability study**

- i. Freeze Thaw stability
- ii. Elevated temperature exposure
- iii. Thermal stability

a. Stress stability study

➤ **Determination of P<sup>H</sup>: Procedure:**

- a) For p<sup>H</sup> determination of cream (10% w/v) solution is made.
- b) For cream 10 gram sample is taken and volume is made up to 100 ml to make 10% w/v solution. After that the electrode of the p<sup>H</sup> meter is dipped in the solution to measure the solution p<sup>H</sup>
- c) For lotion p<sup>H</sup> is determined as such.

➤ **Determination of TFM (Total Fatty Matter)**

**Procedure:**

- a) Take 4-5 gm. of sample in 250 ml glass beaker.
- b) Add 50 ml 1:1 HCl solution and boil. Add 1ml of methyl orange indicator.
- c) Put the mixture in separating funnel and add 30 ml of petroleum ether. Shake and allow standing for 5 minutes. Repeat the above process twice.
- d) Fatty matter will dissolve in the upper layer (petroleum ether layer).
- e) Discard the lower layer & filter the ether layer & take in a previously measured beaker.

Allow to evaporate the petroleum ethers in a water bath. The fatty matter will remain in the bottom of the beaker. Take the wt. of the fatty matter (Residue).<sup>[1]</sup>

**Calculation:**

<b>TFM= Residue weight in gm. × 100 / sample wt. in gm.</b>
---

➤ **Determination of % Free Fatty Acid (FFA) of Sample**

**Procedure:**

- a) Take 10 gm. of sample in conical flask (W).
- b) Add 50 ml of ethanol (95%) previously neutralized with 0.1 (M) KOH to phenolphthalein solution. Boil the mixture for 5 minutes.
- c) Add 1 ml of phenolphthalein solution as indicator and titrate with 0.1 M KOH solution until the solution remains faintly pink after shaking for 30 minutes.<sup>[2]</sup>

### Calculation:

W = Weight in gm. of the sample. N = No. of ml of 0.1 M KOH required.

- **Determination of Spredebility**
- **Procedure:** Through visual observation.
- **Determination of Homogeneity**
- **Procedure:** Through visual observation.

### STABILITY STUDY:

#### I. Stress Stability Test (Short duration)

The product is also subjected in the following tests:

- Freeze-Thaw Stability (Colipa Guidelines (ECTPA))
- Elevated temperature exposure ( $55^{\circ}\text{c} \pm 2^{\circ}\text{c}$ )
- Thermal Stability (IS7679:1978)

#### II. Freeze-Thaw Stability

- a) Product is subjected to thermal stress.
- b) It's the sudden temperature shock to the product there by forcing product for destabilization.
- c) Product is suddenly subjected to two extreme temperature conditions viz.  $75^{\circ}\text{c}$  &  $10^{\circ}\text{c}$ .
- d) Product is subjected  $\% \text{ FFA} = 2.82 \times N / W$   $75^{\circ}\text{c}$  to  $10^{\circ}\text{c}$  to  $75^{\circ}\text{c}$ . This is considered as one cycle.
- e) It comprise of minimum 3 cycles.
- f) Product is visually checked for any separation or DE stability.<sup>[3]</sup>

### Methodology:

- a) Samples were subjected to  $75^{\circ}\text{c}$  for 30 minutes and then suddenly cooled to  $10^{\circ}\text{c}$  for 30 minutes. Allowed to set for 30 minutes. This was considered as one cycle.
- b) Such 3 cycles were carried out.
- c) Samples were visually observed after each cycle.

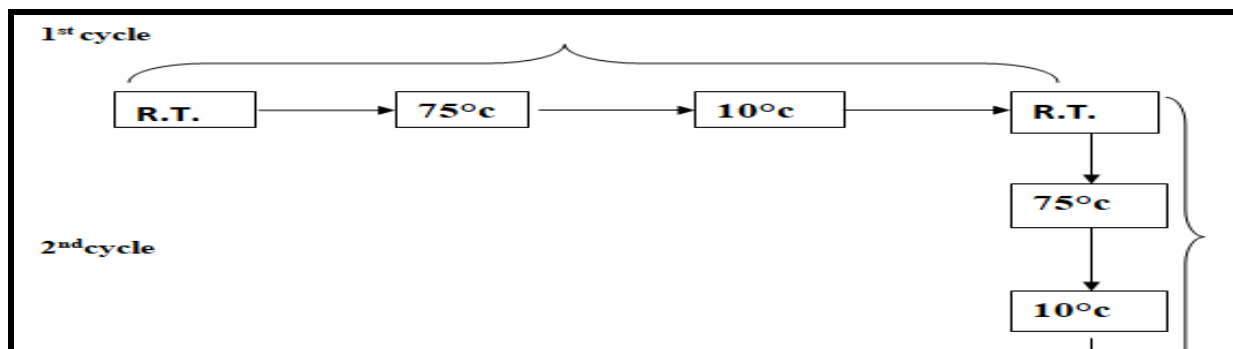


Image 1 : Study method and its application

### III. Elevated Temperature Exposure (55°C)

- a) Product is subjected to thermal stress.
- b) This test accelerates signs of possible instability in the product.
- c) The product is subjected to 55°C. <sup>[3]</sup>

#### Methodology:

- a) Samples were placed in transparent glass bottles with a proper lid to avoid any water loss during the test period.
- b) Test was conducted at constant temperature 55°C ± 2°C.
- c) Generally one week is sufficient to comment on stability of product during its shelf life of product.
- d) Samples were visually observed for any phase separation on second, fifth and eighth day.

**Thermal Stability Test-** This test determines instability of an emulsion under given condition.

#### Methodology:

- a) A 20 mm broad and 5 mm thick stripe of the product was spreaded on the internal wall of the beaker of 100 ml capacity in its total height.
- b) The beaker kept for 8 hrs in the humidity chamber at 60-70% relative humidity and temperature of 40°C ± 1°C.
- c) On removal from thermostat, oil separation was observed, if any. <sup>[4]</sup>

## RESULT AND DISCUSSION

Physico-chemical parameters like P<sup>H</sup>, FFA, TFM has been studied for formulations F1, F2, F3 and with brand product. All the formulations along with brand product are showing similar kind of result along with similar Spreadability and homogeneity (Table 6). The P<sup>H</sup> of F1, F2 and F3 are showing similar result compared with brand. However highest P<sup>H</sup> is noticed in F1 among all the studied formulation (Fig2). The free fatty acid (FFA) of F1, F2 and F3 are showing similar result compared with brand. However highest FFA is noticed in F1 among all the studied formulation (Fig3). The Total fatty matter (TFM) of F1, F2 and F3 are showing similar result compared with brand. However highest TFM is noticed in F2 among all the studied formulation (Fig4). Fig 5, 6,7 and Table 7 showing the result of complete 1<sup>st</sup>, 2<sup>nd</sup> and 3<sup>rd</sup> cycle of Freeze-Thaw stability study. After completion of all cycle no physical change was observed for all formulations (F1, F2, F3) along with brand product. Fig 8 and Table 8 showing the result of elevated temperature exposure study. After completion of all measured time sign of separation was observed for all formulations (F1, F2,

F3) excluding brand product. Brand product shows no sign of separation after elevated temperature exposure study. Fig 9 and Table 9 showing the result of thermal stability study. After completion of thermal stability study no change was observed for all formulations (F1, F2, F3) including brand product. After completion of all the stability studies all formulations (F1,F2,F3) including brand product passes the stability test in all stability conditions except in elevated temperature exposure where all the formulations fails to withstand the temperature excluding the marketed brand (Table 10).

### FORMULA OPTIMISATION:

**Table 3. F1:250 ml**

Chemicals	Quantity
Olive oil	10.5 ml
Potassium hydroxide(KOH)	10.5 ml
Glycerine	7 ml
Steric acid	17.5 gm.
Methyl perabin	3.5 gm.
Polypropylene glycol	35 gm.
Water	140 ml
Perfume	2-3 drops
Drug(Dillenia indica) pulp	25 gm. (10 percent)

**Table 4. F2:250 ml**

Chemicals	Quantity
Olive oil	12 ml
Potassium hydroxide(KOH)	12 ml
Glycerine	12 ml
Steric acid	17.5 gm.
Methyl perabin	4 gm.
Polypropylene glycol	40gm.
Water	140 ml
Perfume	2-3 drops
Drug(Dillenia indica) pulp	12.5 gm. (5 percent)

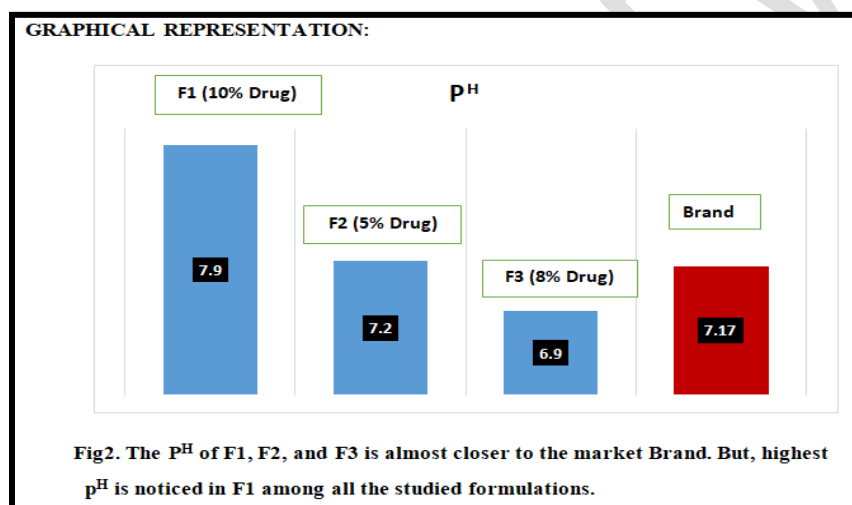
**Table 5. F3: 250 ml**

Chemicals	Quantity
Olive oil	12 ml
Potassium hydroxide(KOH)	11 ml
Glycerine	8ml
Steric acid	18 gm.
Methyl perabin	4 gm.
Polypropylene glycol	37 gm.
Water	140 ml
Perfume	2-3 drops
Drug (Dillenia indica) pulp	20 gm. (8 percent)

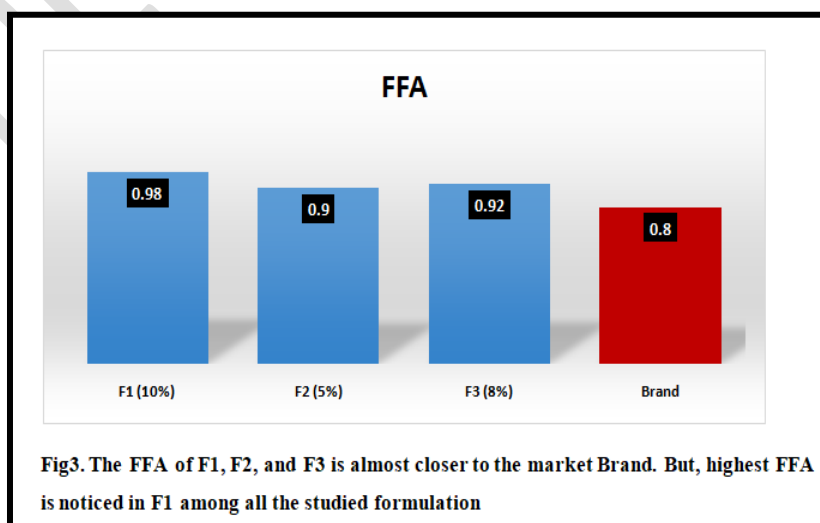
**Table 6. Physico-chemical parameters:**

PARAMETERS	FORMULATION			
	F1(10%)	F2(5%)	F3(8%)	BRAND
pH	7.9	7.2	6.9	7.17
FFA	0.98	0.9	0.92	0.8
TFM	21gm	25 gm.	20 gm.	18
SPREADIBILITY	**	**	*	***
HOMOGENITY	**	**	**	***
*BELOW SATISFACTORY	***GOOD	** SATISFACTORY		

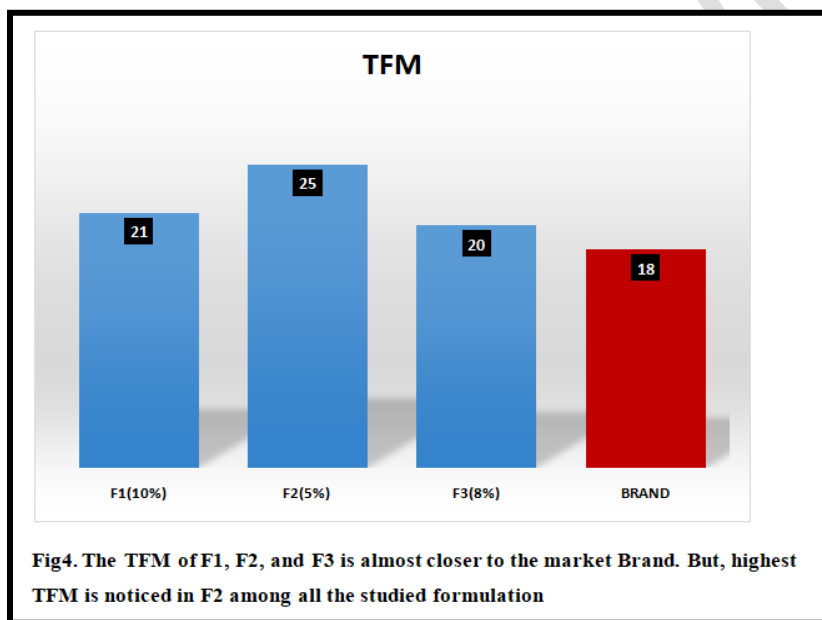
**TABLE 6: PHYSICO-CHEMICAL PARAMETER**



**FIGURE 2: GRAPHICAL REPRESENTATION OF pH AMONG THE FORMULATIONS (F1, F2, F3 & MARKETED BRAND)**



**FIGURE 3: GRAPHICAL REPRESENTATION OF FFA AMONG THE FORMULATIONS (F1, F2, F3 & MARKETED BRAND)**



**FIGURE 4: GRAPHICAL REPRESENTATION OF TFA AMONG THE FORMULATIONS (F1, F2, F3 & MARKETED BRAND)**

**STABILITY STUDY OF FORMULATION (UNDER STRESS CONDITION)**

**Fig 5. Freeze-Thaw Stability-After First Cycles:**

















SI NO	PRODUCT NAME	Observation after completion of 1 <sup>st</sup> cycle	
		Cycle change status observation	
		75 °c	10°c
1	F1		
2	F2		
3	F3		
4	Brand product		









FIGURE 5: FREEZE THAW STABILITY-AFTER 1<sup>st</sup> CYCLE

**Fig 6. Freeze-Thaw Stability-After Second Cycles:**

Si. No.	Product name	Observation after completion of 2 <sup>nd</sup> cycle	
		Cycle change status observation	
		75 °	10°
1	F1		
2	F2		
3	F3		
4	Brand product		

**FIGURE 6: FREEZE THAW STABILITY-AFTER 2<sup>nd</sup> CYCLE**

**Fig 7. Freeze-Thaw Stability-After Third Cycles:**

Si. No.	Product name	Observation after completion of 3 <sup>rd</sup> cycle	
		Cycle change status observation	
		75 °C	10°C
1	F1		
2	F2		
3	F3		
4	Brand product		

**FIGURE 7: FREEZE THAW STABILITY-AFTER 3<sup>rd</sup> CYCLE**

**Table 7**

**After completion of 1<sup>st</sup>, 2<sup>nd</sup>, 3<sup>rd</sup> cycle , Physical status of the formulation**

Si. No.	Product	Observation	Texture	Color
1	F1	NO CHANGE	NO CHANGE	NO CHANGE
2	F2	NO CHANGE	NO CHANGE	NO CHANGE
3	F3	NO CHANGE	NO CHANGE	NO CHANGE
4	Brand product	NO CHANGE	NO CHANGE	NO CHANGE

**TABLE 7: PHYSICAL STATUS OF THE FORMULATION AFTER COMPLETION OF 1<sup>ST</sup>, 2<sup>ND</sup> AND 3<sup>RD</sup> CYCLE**





FIGURE 8: STABILITY STUDY OF FORMULATION (UNDER ELEVATED TEMPERATURE EXPOSURE (55<sup>0</sup>C)

Table 8.

PRODUCT DETAILS	OBSERVATION(After Elevated Temperature Exposure)		
	24 HOURS	4TH DAY	8 TH DAY
F1	NO CHANGE	NO CHANGE	Sign of separation
F2	NO CHANGE	NO CHANGE	Sign of separation
F3	NO CHANGE	NO CHANGE	Sign of separation
brand product	NO CHANGE	NO CHANGE	No Sign of separation

**TABLE 8: OBSERVATION AFTER ELEVATED TEMPERATURE EXPOSURE**



**FIGURE 9: STABILITY STUDY OF FORMULATION (UNDER THERMAL STABILITY STUDY)**

Table: 9

PRODUCT DETAILS	OBSERVATION(Thermal Stability Study)	
	BEFORE	AFTER
F1	No Change	No Change
F2	No Change	No Change
F3	No Change	No Change
Brand Product	No Change	No Change

**TABLE 9: THERMAL STABILITY STUDY**

**FINAL OBSERVATION OF STABILITY STUDY:**

Table 10

Sr. No.	Formulation	Freeze-Thaw Stability	Elevated temperature exposure (55°C ± 2°C)	Thermal Stability
1	F1	PASSES	FAILS	PASSES
2	F2	PASSES	FAILS	PASSES
3	F3	PASSES	FAILS	PASSES
4	Brand	PASSES	PASSES	PASSES

**TABLE 10: OBSERVATION OF STABILITY STUDY**

## **CONCLUSION**

Formulation F1, F2, F3 are showing almost similar physico-chemical characteristics with the marketed brand and their stability standards are quite same except in elevated temperature exposure where all the formulations fails to withstand the temperature excluding the marketed brand. For further study of all formulations chemical test also can be done in different stability conditions. At last microbiological test also can be done.

## **REFERENCES**

1. Phumthum M, Srithi K, Inta A, Junsongduang A, Tangjitman K, Pongamornkul W, Trisonthi C, Balslev H. Ethnomedicinal plant diversity in Thailand. *J Ethnopharmacol.* 2018; 214:90-98. doi: 10.1016/j.jep.2017.12.003.
2. Aziz MA, Adnan M, Khan AH, Sufyan M, Khan SN. Cross-Cultural Analysis of Medicinal Plants commonly used in Ethnoveterinary Practices at South Waziristan Agency and Bajaur Agency, Federally Administrated Tribal Areas (FATA), Pakistan. *J Ethnopharmacol.* 2018 ; 210:443-468. doi: 10.1016/j.jep.2017.09.007.
3. Olga Koshkina, Lijun Thayyil Raju, Anke Kaltbeitzel, Andreas Riedinger, Detlef Lohse, Xuehua Zhang, and Katharina Landfester. Surface Properties of Colloidal Particles Affect Colloidal Self-Assembly in Evaporating Self-Lubricating Ternary Droplets. *ACS Appl. Mater. Interfaces.* 2022; 14(1):2275–2290.
4. Lara El-Hawari 1,2 and Heike Bunjes. Premix Membrane Emulsification: Preparation and Stability of Medium-Chain Triglyceride Emulsions with Droplet Sizes below 100 nm. *Molecules.* 2021; 26:6029. <https://doi.org/10.3390/molecules26196029>.
5. Reyhan Selin Uysal, Esra Acar-Soykut, Ismail Hakki Boyac. Determination of yolk:white ratio of egg using SDS-PAGE . *Food Sci Biotechnol.* 2020; 29(2):179–186 <https://doi.org/10.1007/s10068-019-00650-4>.

UNDER PEER REVIEW