

"Impact of Comorbid Conditions in COVID-19 Treatment"

Abstract:

In 2019, an outbreak known as SARS-CoV-2 was spread all over the World from China city name Wuhan. This epidemic rapidly spread throughout the world from that day, affecting 180 nations. Individuals of all ages were involved in this outbreak, and this spread at a high rate. COVID-19 is thought to lead to death due to its increasingly fast and severe course in people with serious health issues and complications. In this paper, you will find out the morbidity, pathogenicity, and severity of COVID-19 in the age group of all individuals. To conduct an automated literature review, statistical information from published articles was gathered between January 20 and April 20, 2020. Immunocompromised patients might be more prone to acquire COVID-19 compared to healthy individuals. Additionally, dementia people, particularly those of 65 age, have comorbidity and COVID-19 has more chance of getting admitted to ICU and leading to death. That is why immunocompromised patients need more care and attention so that they might not be affected by this outbreak, which may lead to their death.

1. Introduction:

A systematic review study has been conducted on moderately aged and old individuals. This study shows that the mortality rate of COVID-19 is higher in old age people, and they are more at a chance to get admitted to ICU. Alterations in the structure of the lungs and hypoplasia might be the reason for variation between different age groups. This may change the metabolic performance, respiratory capacity loss, lowering of spontaneous breathing, and loss of defensive membrane integrity [1]. Age and other environmental factors are directly linked with the clinical results and the period for how many days patients were admitted to ICU.

In China, scientists concentrated on 344 patients affected by COVID-19 and in the ICU. With the middle endurance of 25 days, On the 28th day of the study, 133 out of total patients died [2]. There were a lot of comorbidities among these individuals, as 141 of them were suffering from hypertension. An overall treatment time for a false negative result is 12 days among people who survived. Additionally, another study has also been conducted in the same country. Scientists took 633 individuals affected with coronavirus; out of the total patients, 247 were immunocompromised and were comorbid

[3]. This research study shows that people above the age of 60 are vulnerable to having a more severe type of illness from this disease. Twenty-five individuals with an average age of 69.3 years deceased, resulting in a 3.77 percent effective fatality rate [4].

The Centers for Disease Control and Prevention (CDC) in the United States utilizes COVID-NET in fourteen states to track the overall statistics of COVID-19 patients in hospitals. Results were found to show that 180 patients on COVID-NET from March 1-30, 2020, including 89.3 percent of them, have some intrinsic comorbidities. 94.4 percent of the 180 patients aged 65 and up must have one ailment. The most prevalent morbidities discovered are overweight, high blood pressure, and diabetes mellitus [5]. Almost all individuals with high COVID-19 symptoms have comorbidity. This article aims to examine those comorbidities. Moreover, derived from the literature report after the epidemic, we would want to investigate particular comorbidities related to COVID-19 development and its consequences.

2. Methodology:

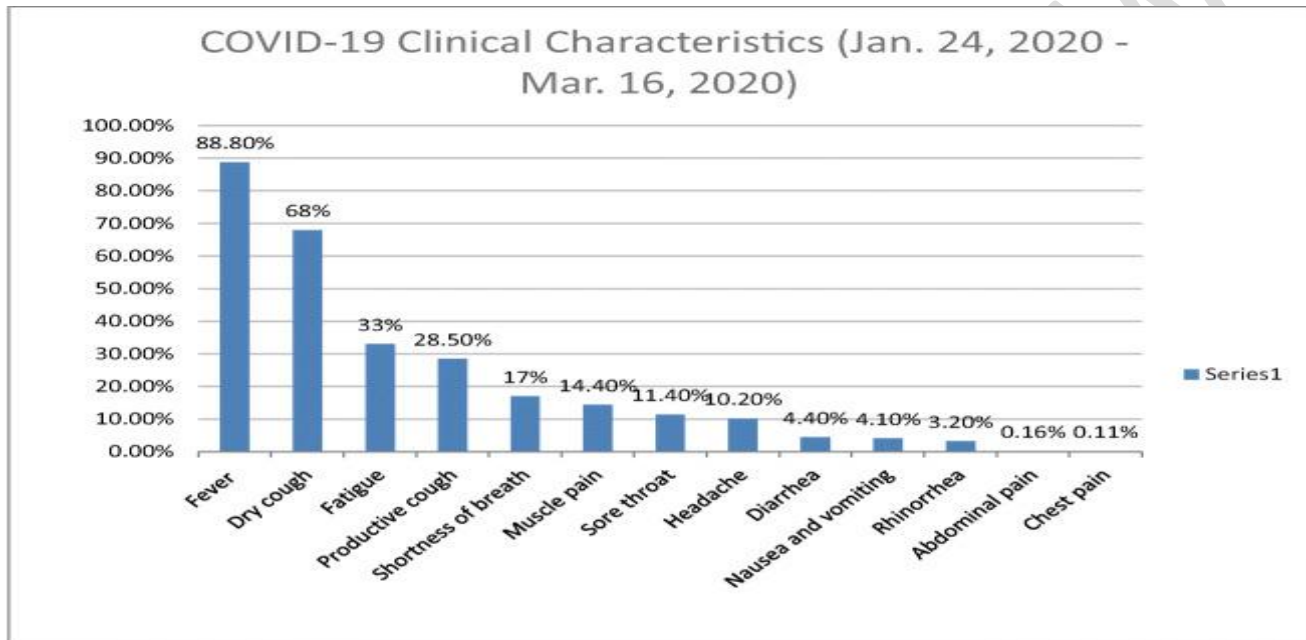
PubMed, Google Scholar, EBSCOhost, Mendeley, and Med Line Plus conducted an online research study. Only peer-reviewed literature was considered between January and April 20, 2020 [6]. Terms like coronavirus, COVID-19, SARS-CoV-2, disease manifestations, comorbidity, hyperglycemia, and high blood pressure were used to identify articles. Following that, papers have been assessed and added depending upon their relevance to this study.

3. COVID-19 Diagnostic Parameters and Consequences in the Presence of Comorbidities:

3.1 Features of Diagnosis:

COVID-19 cases that have been confirmed and reported have a wide range of adverse symptoms, ranging from minor irritations like fever and cough to more severe issues like difficulty breathing [7]. The most common adverse effects are temperature, shivering, windedness, muscular crackles, sinus infection, inexplicable absence of smell or taste, diarrhea, and migraine [8]. After 5 to 7 days, Adverse effects might start mild by becoming more problematic, infecting patients with pneumonia [8]. Typically, one out of every six affected persons becomes sick and has respiratory problems, notably among the elderly with primary diseases.

A meta-examination investigation of COVID-19 patients, as portrayed in Fig. 1, showed temperature as the well-known side effect with a % of 88.8, trailed by dry cough (68%) and exhaustion (33%) [9]. Different side effects noted were useful hack (28.5%), SOB (17%), muscular cramps (14.4%), sinus infection (11.4%), along with cerebral pain (10.2%) [10]. The most un-normal side effects were loose bowels (4.4%), sickness and retching (4.1%), rhinorrhea (3.2%), infection of the stomach (0.16%), and infection of the chest (0.11%).



Note: Data obtained from Research Square, a meta-analysis of the 2019 novel coronavirus, showing clinical characteristics observed in patients, as of April 8, 2020 ¹⁰.

Fig 1: COVID-19 Clinical Characteristics

The side effects of COVID-19 might seem whenever from two- fourteen days after infection; hence, a quarantine of fourteen-day is suggested [9]. The typical hatching time frame for this infection is roughly five and a half days [10]. In China city named Wuhan, the most widely recognized side effects seen from the beginning of this flare-up incorporate fever, hack, and weakness. At the same time, specific highlights which have not been so predominant were sputum creation, migraine, hemoptysis, and gastrointestinal side effect, for example, loose bowels [11, 12]. One more review directed in another city of China named Beijing revealed the average age of COVID-19 patients was 35.5 years, with a median of 3.5 days between the onset of adverse symptoms and clinic confirmation [13]. A similar report additionally explains that temperature was available in patients of approximately 87.5% who persevered for six to seven days, and the side effects settled three or more days after a false experimental outcome.

A few affected people have no side effects by any stretch of the imagination, and around 80% of positive cases recuperate from the illness with practically no treatment [14]. Nonetheless, there have likewise been examples of transmissions of COVID-19 starting with one individual and then onto the next before the individual became mindful of being debilitated, or the side effects were gentle to the point that the individual didn't know they had the disease [15]. It becomes vital to look for clinical consideration right away, assuming an individual suspects that they might have been contaminated or is an affirmed instance of COVID-19 encountering respiratory misery, has blue lips, is in steady torment, or has tension in the chest [7]. Additionally, it is critical to note that COVID-19 is more irresistible than SARS-CoV and MERS-CoV because of its various epidemiological and organic qualities.

Comorbidity:

The information about this disease is restricted because of the latest emergence and several types of research. The emergence cases' outcomes have shown that the possibility of getting COVID-19 increases with an increase in comorbidity [7]. In light of the latest data & clinical mastery, the aged people, particularly those who live in medical care for a more extended period, and individuals of all ages with genuine fundamental diseases have more chances of getting COVID-19 [7]. Immunocompromised patients suffering from hypoglycemia and lung and heart diseases have more chances of getting COVID-19. This disease can cause the death of these patients if they are exposed to the virus. COVID-19 infection is more likely in individuals who have uncontrollable clinical conditions, including hyperglycemia, high blood pressure, pulmonary, hepatic, and renal illness; people with cancer on radiotherapy; people who smoke; recovering from surgery; also individuals who take supplements regularly.

Total patients with 1786 were considered to research on COVID-19. Out of 1786, the male was 1044, the female was 742, and forty-one was the average age. Patients were identified with different types of comorbidities, including high blood pressure {15.8%}, hyperglycemia {9.45%} and heart and CNS diseases {11.7%}. The more uncommon comorbidities were existing together with the disease HIV and hepatitis B (1.5%), carcinoma (1.5%), pulmonary infections (1.4%), kidney infection (0.8%), and immunodeficiencies (0.01%).

Asthmatic individuals are more at risk of having severe side effects of this virus because they already have a weak pulmonary system, pneumonia & bronchitis, and other intense respiratory disorders. As per the CDC's weekly incidence and death data, 34.6 percent of patients 18 - 49 years old

had a severe respiratory illness like bronchitis [16]. A literature review from Iran explains that a person having a gene susceptibility to COVID-19 may increase his chances of contracting Severe acute respiratory virus and dying due to this illness [17]. The hereditary propensity has been reported among three siblings in Iran, aged 54, 60, and 66, victims of COVID-19 while having no known comorbidity and residing independently [18].

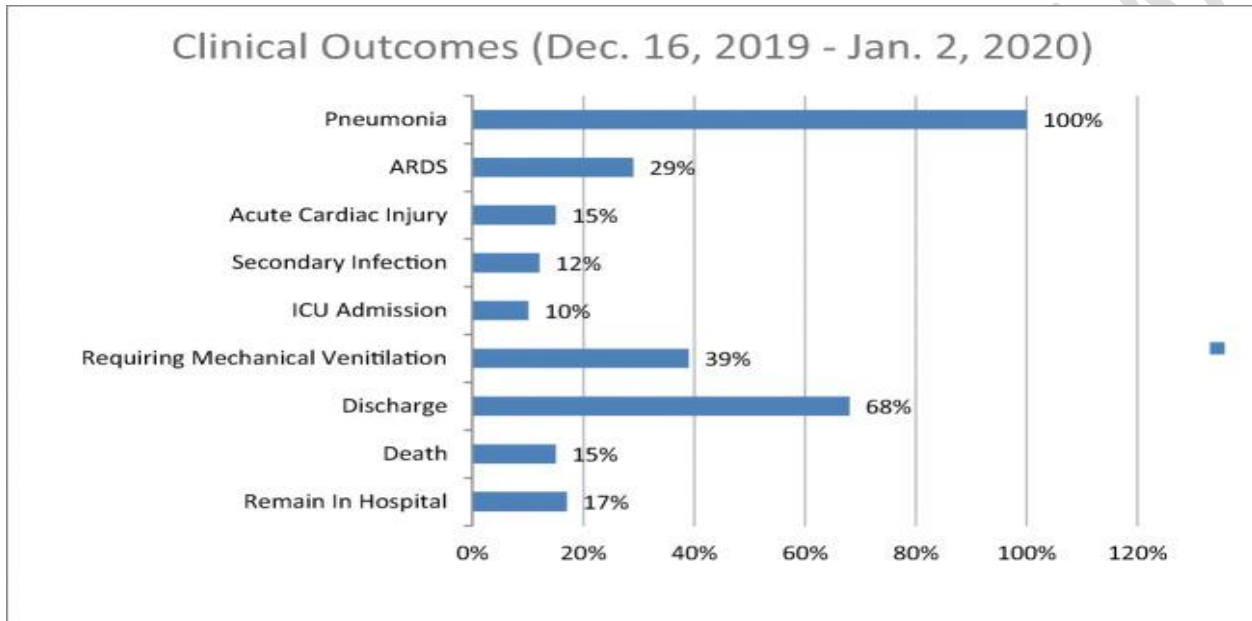
In Wuhan and China, 41 patients were admitted to the hospital due to the positive results of corona-19 on January 2, 2020. Of the patients who are admitted in which 31 patients, we can say 73% patients are men and their age is 49 years old, 27 patients (66%) appear from the Huanan market, 13 patients (32%) are affected by diabetes, and eight patients 20% from high blood pressure or hypertension, and only six patient (15%) from cardiovascular. [19] In covid-19, there are high chances of those people who have a positive result of HIV, with less CD4 count and no antiretroviral treatment. They also have an elevated threat or prevalence and additional health problems. On the other hand, those with no HIV disease and no less CD4 count still have high chances of having COVID-19.

Between March 1 -30, 2020, a demographically monitoring assessment through the COVID-19-Associated Hospitalization Monitoring System (COVID-NET) published scientific information about 1478 COVID-19-positive patients admitted to hospitals. In the 1478 individuals investigated, 12 percent of adults had clinical evidence indicating actual disease disorders, the common of which was high blood pressure (49.7%), followed by overweight (48.3%). [20] Severe respiratory illness (34.6%), dyslipidemia (28.3%), and heart disorders (27.8) were among the other clinical problems.

Results:

COVID-19 can cause extreme sickness prompting hospitalization in ICU and possibly demise, particularly in the older with comorbidities [21]. As indicated by the CDC, 8 out of 10 passages revealed in the USA happened in grown-ups 65 years of age or more [7]. Generally, 80% of COVID-19-positive cases recover from the disease with practically no hospitalizations or intercessions [9]. There are numerous realities that we have close to zero insight into COVID-19 because of holes in information; consequently, many examinations are in progress to the more likely to figure out this infection.

From December 16, 2019, to January 2, 2020, 41 patients were admitted to the emergency clinic in Wuhan, China, who tested positive for COVID-19, with clinical outcomes shown in Fig. 2 [12]. In the clinic, 100 percent of the 41 patients with confirmed COVID-19 had pneumonia, 29 percent had severe respiratory distress syndrome (ARDS), 15 percent developed severe cardiovascular damage, and 12 percent developed auxiliary contamination [12]. The majority of these patients (68%) were discharged, while 17 percent stayed in the hospital, 10% ended up in the intensive care unit, and 15% died.

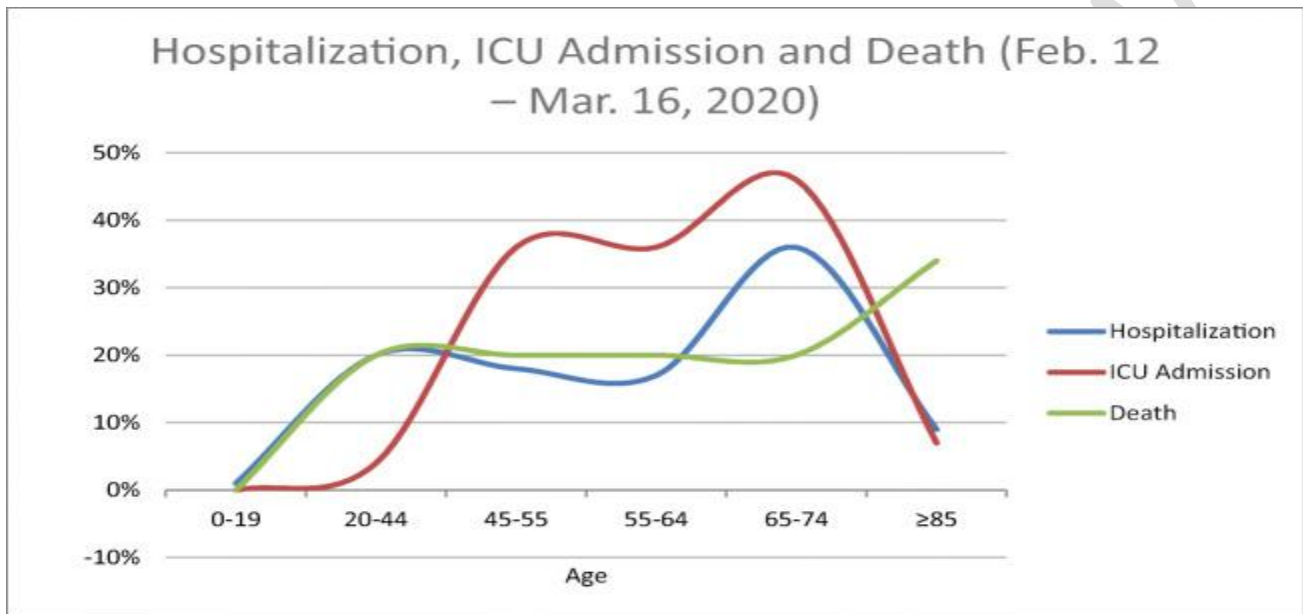


Note: Data obtained from the Lancet showing clinical features of patients infected with 2019 novel coronavirus in Wuhan, China, as of January 24, 2020 ¹².

Fig 2: Clinical Outcomes

An evaluation of the qualities and findings of 21 essentially unwell patients with affirmed COVID-19 determination was conducted in Evergreen, Washington, from February 20 to March 5, 2020 [22]. According to this study, Endotracheal intubation was recommended for 71% of the affected individuals, and every single one of them had severe respiratory capture [22]. 53% of the affected individuals had died due to ADRs. Developed worsening respiratory problems, resulting in unfavorable transitory outcomes and a greater risk of mortality [22]. The fatality rate in these individuals was 67 percent as of March 17, 2020, with 24 percent seriously unwell and 9.5 percent released from the emergency clinic.

As seen in Fig. 3 from the CDC's mortality and grimness week by week report, the death rate is directly linked to the age factor of individuals [21, 23]. There was no ICU confirmation or death within the age group of 19 [24]. Coronavirus has also been found in children; however, the sickness had a more benign course compared to adults. Additionally, anticipation appeared to be better, and passings were erratic.



Note: Data obtained from the CDC showing severe outcomes among patients with coronavirus disease 2019 (COVID-19) in the USA from February 12, 2020 through March 16, 2020 and reported, as of March 27, 2020 ²¹.

Fig 3: Hospitalization, ICU Admission and Death

Table 1

Leading comorbidities among COVID-19 deaths in NY, USA

Comorbidities	Death %
Hypertension	55.4%
Diabetes	37.3%
Hyperlipidemia	18.5%
Coronary artery disease	12.4%
Renal disease	11.0%
Dementia	9.1%
COPD	8.3%
Cancer	8.1%
Atrial fibrillation	7.1%
Heart failure	7.1%

Data reported by hospitals, nursing homes, and other health facilities to the New York State Department of Health, as of April 6, 2020

On April 29, 2020, the World Health Organization reported more than 3 million suspected cases of COVID-19 case throughout the world, including the death of ~ two lac people [25]. The United States is considered a hotspot region for COVID-19 with a high death rate of ~ fifty thousand individuals, then comes Italy having the death of ~ twenty-five thousand individuals. The last one is Spain's ~ twenty thousand deaths reported [25]. Along with the highest number of illnesses and mortality for every population of almost any other region, New York is the worst afflicted by the new Covid spreading across the United States. According to Table, the New York State Department of Health claims that more than 86 percent of COVID-19 passings needed at least one comorbidity.

Discussion:

A variety of comorbidity has been connected to the intensity of COVID-19 disease development. A considerable percentage of COVID-19's less favorable heart comorbidities were associated with outcomes [26]. This could also be a significant consequence of coronary heart disease due to extra morbidities in contrast to the coronary heart problem [27]. Individuals suffering from type II hemophiliac are at risk of exposing to this virus [28]. Another further research involving 7337 COVID-19 participants suffering from hemophiliac or normal was conducted. The outcomes show that individuals with type II hemophiliac need more extensive therapies throughout their medical clinic stay than those who do not have diabetes [28]. According to research, individuals having poor glycemic control seemed to have a greater death risk than those with adequate glycemic control.

The study concluded that individuals with blood glucose levels in the range of 3.9 to 10.0 mmol/L had a lower risk of composite adverse events and death [28]. It was discovered that poor blood glucose management resulted in a dramatically increased risk of complications and death [28]. Chronic obstructive pulmonary disease (COPD), among other comorbidities, has also been linked to unfavorable illness progression. In patients with preexisting COPD who were found to have COVID-19, a meta-analysis of several studies in China found a four-fold increase in mortality [29]. The smoking status of the patients and the severity of COVID-19 were also taken into account in this study. Only one report established a link between smoking and COVID-19 severe course [29].

Patients with severe respiratory distress and disappointment following treatment with the new Covid may have a prothrombotic coagulopathy [20]. COVID-19-related deaths have dispersed

microthrombi in the pneumonic vasculature, indicating an occlusive etiology of respiratory disappointment. Following treatment with intravenous (IV) antithrombotic alteplase, three instances of COVID-19-related severe respiratory difficulty condition (ARDS) and respiratory disappointment showed a 38 to 100 percent improvement. Although encouraging, the results were only temporary in two of the three patients, with recovery stalling after therapy [29]. Anti-thrombolytic treatment should also be investigated to ensure that the outcomes are due to the treatment rather than chance alone. Until March 1, 2020, a review meta-examination of 1558 COVID-19 patients was conducted on people with concealed comorbidities and the risk of acquiring COVID-19 [21]. Compared to other concealed illness states, normal comorbidities such as hypertension, COPD, diabetes, and cardio-cerebrovascular infection were more essential risk factors in patients [11].

Aside from extreme measures, decisive therapy appears elusive [11]. When compared to individuals with no fundamental infection, specialists believe when exposed to the novel Covid, patients with comorbidities had a more significant disease result [21]. The small sample size hampered the review, and a few participants had more than one basic comorbidity. According to previous research and literature, Hidden infections increase the mortality rate in COVID-19 patients; the primary risk factors include cardiovascular diseases and hemophiliac [22]. Eventually, due to a shortage of sample size and time, the information acquired had to be limited.

Conclusion:

More than 180 nations have been impacted by COVID-19, bringing about mass demise worldwide. As cases develop worldwide, it has been noticed that people with fundamental ongoing ailments are bound to get the infection and become seriously sick. Because SARS CoV-2 is a relatively recent illness, the available information seems limited. Notwithstanding, comorbid patients have additional weakening results contrasted and patients without. Coronavirus patients already suffering from high blood pressure, weight, persistent pulmonary disease, hemophiliac, and heart diseases are more likely to have an awful guess and most frequently end up with breaking down results like ARDS and pneumonia. Likewise, older patients in long-haul care offices and patients with persistent adrenal infection and malignant growth are more likely to get the disease. Yet, there is an essentially expanded hazard of death among these gatherings of patients.

Coronavirus's unfavorable impacts went from gentle respiratory ailment to a significant disease requiring quarantine and mechanical taking in occurrences detailed worldwide. Since the patient

is asymptomatic for a timeframe and the agonizing time frame is somewhere between 2 and 14 days, it is challenging to do an early investigation, substantially less breaking point the sickness's transmission. It is inadvertently presented to expect to be that of the patient. Be that as it may, assuming unfriendly respiratory impacts create as of now, finding specific fire care is fundamental.

Accordingly, patients with comorbidities ought to play it safe to avoid getting contaminated with SARS CoV-2, as they have the most exceedingly terrible anticipation. These insurances incorporate regular washing of hands through cleanser and water or hand sanitizer with alcohol, restricting individual-to-individual contact & rehearsing sociological removal, putting a facial covering out in the open spots, and generally restricting going to public regions right now except if it is essential. Thus, there is a requirement for a worldwide general well-being effort to bring issues to light, reducing the weight of such comorbidities illnesses that cause deaths in COVID-19-affected individuals.

COMPETING INTERESTS DISCLAIMER:

Authors have declared that no competing interests exist. The products used for this research are commonly and predominantly use products in our area of research and country. There is absolutely no conflict of interest between the authors and producers of the products because we do not intend to use these products as an avenue for any litigation but for the advancement of knowledge. Also, the research was not funded by the producing company rather it was funded by personal efforts of the authors.

References:

1. Singh, A. K., Gupta, R., Ghosh, A., & Misra, A. (2020). Diabetes in COVID-19: Prevalence, pathophysiology, prognosis and practical considerations. *Diabetes & Metabolic Syndrome: Clinical Research & Reviews*, 14(4), 303-310.
2. Zhao, Q., Meng, M., Kumar, R., Wu, Y., Huang, J., Lian, N., ... & Lin, S. (2020). The impact of COPD and smoking history on the severity of COVID-19: A systemic review and meta-analysis. *Journal of medical virology*, 92(10), 1915-1921.
3. Liu, K., Chen, Y., Lin, R., & Han, K. (2020). Clinical features of COVID-19 in elderly patients: A comparison with young and middle-aged patients. *Journal of Infection*, 80(6), e14-e18.
4. Wang, Y., Lu, X., Li, Y., Chen, H., Chen, T., Su, N., ... & Wang, J. (2020). Clinical course and outcomes of 344 intensive care patients with COVID-19. *American journal of respiratory and critical care medicine*, 201(11), 1430-1434.

5. Zhang, J., Wang, X., Jia, X., Li, J., Hu, K., Chen, G., ... & Dong, W. (2020). Risk factors for disease severity, unimprovement, and mortality in COVID-19 patients in Wuhan, China. *Clinical microbiology and infection*, 26(6), 767-772.
6. Garg, S., Kim, L., Whitaker, M., O'Halloran, A., Cummings, C., Holstein, R., ... & Fry, A. (2020). Hospitalization rates and characteristics of patients hospitalized with laboratory-confirmed coronavirus disease 2019—COVID-NET, 14 States, March 1–30, 2020. *Morbidity and mortality weekly report*, 69(15), 458.
7. Covid, C. D. C., Team, R., COVID, C., Team, R., COVID, C., Team, R., ... & Sauber-Schatz, E. (2020). Severe outcomes among patients with coronavirus disease 2019 (COVID-19)—United States, February 12–March 16, 2020. *Morbidity and mortality weekly report*, 69(12), 343.
8. Maragakis, L. L. (2020). Coronavirus symptoms: Frequently asked questions. *Johns Hopkins Medicine*.
9. Mannan, D. K. A., & Mannan, K. A. (2020). Knowledge and perception towards Novel Coronavirus (COVID 19) in Bangladesh. *International Research Journal of Business and Social Science*, 6(2).
10. Paudel, S. S. (2020). A meta-analysis of 2019 novel coronavirus patient clinical characteristics and comorbidities.
11. Li, Q., Guan, X., Wu, P., Wang, X., Zhou, L., Tong, Y., ... & Feng, Z. (2020). Early transmission dynamics in Wuhan, China, of novel coronavirus–infected pneumonia. *New England journal of medicine*.
12. Huang, C., Wang, Y., Li, X., Ren, L., Zhao, J., Hu, Y., ... & Cao, B. (2020). Clinical features of patients infected with 2019 novel coronavirus in Wuhan, China. *The lancet*, 395(10223), 497-506.
13. Yang, J., Zheng, Y., Gou, X., Pu, K., Chen, Z., Guo, Q., ... & Zhou, Y. (2020). Prevalence of comorbidities in the novel coronavirus (COVID-19) infection: a systematic review and meta-analysis. *Int J Infect Dis*, 10(10.1016).
14. Chang, D., Mo, G., Yuan, X., Tao, Y., Peng, X., Wang, F. S., ... & Qin, E. (2020). Time kinetics of viral clearance and resolution of symptoms in novel coronavirus infection. *American journal of respiratory and critical care medicine*, 201(9), 1150-1152.
15. COVID, N. (19). Nigeria: Nigeria Centre for Disease Control. 2020.

16. Meo, S. A., Alhowikan, A. M., Al-Khlaiwi, T., Meo, I. M., Halepoto, D. M., Iqbal, M., ... & Ahmed, N. (2020). Novel coronavirus 2019-nCoV: prevalence, biological and clinical characteristics comparison with SARS-CoV and MERS-CoV. *Eur Rev Med Pharmacol Sci*, 24(4), 2012-2019.
17. Zhou, F., Yu, T., Du, R., Fan, G., Liu, Y., Liu, Z., ... & Cao, B. (2020). Clinical course and risk factors for mortality of adult inpatients with COVID-19 in Wuhan, China: a retrospective cohort study. *The lancet*, 395(10229), 1054-1062.
18. Yousefzadegan, S., & Rezaei, N. (2020). Death due to novel coronavirus disease (COVID-19) in three brothers. *Am J Trop Med Hyg*.
19. International AIDS Society. (2020). COVID-19 and HIV: What you need to know. USA: IAS.
20. WHO. Q&A on COVID-19, HIV, and antiretrovirals. World Health Organization. 2020.
21. Covid, C. D. C., Team, R., COVID, C., Team, R., COVID, C., Team, R., ... & Sauber-Schatz, E. (2020). Severe outcomes among patients with coronavirus disease 2019 (COVID-19)—United States, February 12–March 16, 2020. *Morbidity and mortality weekly report*, 69(12), 343.
22. Arentz, M., Yim, E., Klaff, L., Lokhandwala, S., Riedo, F. X., Chong, M., & Lee, M. (2020). Characteristics and outcomes of 21 critically ill patients with COVID-19 in Washington State. *Jama*, 323(16), 1612-1614.
23. Ludvigsson, J. F. (2020). A systematic review of COVID-19 in children shows milder cases and a better prognosis than in adults. *Acta Paediatrica*, 109(6), 1088-1095.
24. Guan, W. J., Liang, W. H., Zhao, Y., Liang, H. R., Chen, Z. S., Li, Y. M., ... & He, J. X. (2020). Comorbidity and its impact on 1590 patients with COVID-19 in China: a nationwide analysis. *European Respiratory Journal*, 55(5).
25. Zhu, L., She, Z. G., Cheng, X., Qin, J. J., Zhang, X. J., Cai, J., ... & Li, H. (2020). Association of blood glucose control and outcomes in patients with COVID-19 and preexisting type 2 diabetes. *Cell metabolism*, 31(6), 1068-1077.
26. Zhao, Q., Meng, M., Kumar, R., Wu, Y., Huang, J., Lian, N., ... & Lin, S. (2020). The impact of COPD and smoking history on the severity of COVID-19: A systemic review and meta-analysis. *Journal of medical virology*, 92(10), 1915-1921.
27. Wang J, Hajizadeh N, Moore EE, McIntyre RC, Moore PK, et al. Tissue plasminogen activator (tPA) treatment for COVID-19 associated acute respiratory distress syndrome (ARDS): a case series. *J Thromb Haemost*. 2020. 10.1111/jth.14828 [Accessed May 30, 2020,

28. Wang, B., Li, R., Lu, Z., & Huang, Y. (2020). Does comorbidity increase the risk of patients with COVID-19: evidence from a meta-analysis. *Aging (Albany NY)*, *12*(7), 6049.
29. Li, B., Yang, J., Zhao, F., Zhi, L., Wang, X., Liu, L., ... & Zhao, Y. (2020). Prevalence and impact of cardiovascular, metabolic diseases on COVID-19 in China. *Clinical research in cardiology*, *109*(5), 531-538.

UNDER PEER REVIEW