

An evaluation of hot water intake and relief from menstrual cramps among healthy females - A cross sectional study

Abstract

Background : Primary dysmenorrhea is menstrual pain that very women undergo during her menstrual phase. It may vary in its frequency and duration in each and every woman. Many home remedies have been followed by females to combat these menstrual cramps. One such treatment is intake of hot water for three days during the menstrual phase

Objective : To observe the variations seen in the female subjects taking warm water regularly during menstruation

Methods : A cross sectional study was conducted through a convenience sampling method. The participants were administered with a self developed questionnaire consisting of 16 questions. The responses were collected using google forms. Descriptive statistics, frequency analysis and chi square test was used to analyse the data.

Results : female subjects experienced positive results after regular hot water intake during menstruation. It relieves menstrual cramps and improves mental health. The pearson chi square value was significant

Conclusion : The present study concluded that the majority of the population had a regular habit of taking hot water and experienced improvement and relief from menstrual cramps.

Keywords : hot water intake, menstrual cramps, muscle contraction, mental health

Introduction

Menstrual cramps happen when a chemical called prostaglandin makes the uterus contract (tighten up).(1)The uterus, the muscular organ where a baby grows, contracts throughout your menstrual cycle.(2) During menstruation, the uterus contracts more strongly.(3) If the uterus contracts too strongly, it can press against nearby blood vessels, cutting off the supply of oxygen to muscle tissue. You feel pain when part of the muscle briefly loses its supply of oxygen. (4)

The burden of dysmenorrhea is greater than any other gynecological complaint. (5)Dysmenorrhea is the leading cause of gynecological morbidity in women of reproductive age . (6)The effects extend beyond individual women to society, resulting annually in an important loss of productivity. (7,8)Thus, the World Health Organization estimated that dysmenorrhea is the most important cause of chronic pelvic pain from the follicular phase to the luteal phase(9). Elevated prostaglandin levels were found in the endometrial fluid of women with dysmenorrhea and correlated well with the degree of pain.(7) An increase in endometrial prostaglandins further increase occurring during menstruation. (10)The increase in prostaglandins in the endometrium following the fall in progesterone in the late luteal phase results in increased myometrial tone and excessive uterine contractions. (11)

Taking pain medication such as ibuprofen or paracetamol may help to relieve menstrual cramps and pain.(12) Using a heating pad may also help. NSAIDs are commonly used as an effective treatment for dysmenorrhea, but it poses a greater risk of adverse effects namely indigestion, headaches, and drowsiness. (13) The aim of the study is to observe the variations seen in the female subjects taking warm water regularly during menstruation

Materials and methods

A descriptive cross- sectional study was done to analyse the knowledge, attitude and practise of precision medicine among dental students based. approval was obtained from the institutional review board to conduct an online survey. The survey was conducted among 100 healthy female subjects who take hot water regularly during menstruation. Female subjects with PCOS and other health issues were excluded. A self administered questionnaire of 16 closed- ended questions were prepared and distributed through an online based survey. The responses were collected and analysed using SPSS Software version 23 and Descriptive statistics, frequency analysis and Chi square test was employed. The results were represented in pie charts and bar charts.

Results

In the present study, the responses were collected from the female subjects . 68.8% of the female subjects experienced menstrual cramps before menstruation. whereas 13.4% of the female subjects had menstrual cramps on the 1st day of menstruation. 8% of the respondents had menstrual cramps on the 2nd day. 9.8% of the female subjects suffered from menstrual

cramps during all the days of the menstruation.75.5% of the female subjects have answered that their menstruation lasts for 7 days. 19.1% of the female subjects have answered that their menstruation lasts 5 days. 3.4 % of the female subjects go through 10 days of menstruation. 45% of the female subjects face emotional disturbances during menstruation. 55% of the female subjects face diarrhoea, headache, dizziness and constipation. 86.5% of the female subjects did not have any health issues. 10.8% of the respondents had irregular cycles. 3.5% of the female subjects had PCOS and other health issues. 44.6% of the female subjects use analgesic to relieve menstrual cramps whereas 45.4% of the female subjects do not take analgesic during menstrual cramps.40.4% of the female subjects are not relieved and experience side effects after intake of analgesics during menstrual cramps. 10.6% of the female subjects gets relief of menstrual cramps. 49% of the female subjects get mild relief after intake of analgesics during menstrual cramps. 86.6% of the female subjects are absent from work. 82.9% of the female subjects do regular physical activity during the menstrual cycle. 17.1% of the respondents are not active during menstruation.46.4% of the female subjects bleeding amount is scanty, 42.9% of the female subjects bleeding amount is moderate. 10.7% of the female subjects faced heavy blood flow during menstruation.69% of the female subjects responded that there is relief after the intake of hot water during menstrual cramps. 31% of the female subjects do not know/ not relieved after intake of hot water. 86.5% of the female subjects take hot water regularly whereas 11.5 % of the female subjects take hot water very rarely. (Fig. 1) 87% of the female subjects take hot water regularly . 10% of female subjects rarely take hot water . 3% of the respondents do not take hot water regularly. (Fig.2) 87% of the female subjects have improved. 8% of the respondents did not have any relief after intake of hot water. 4% of them may have relief after intake of hot water.(Fig.3) 90% of the female subjects had complete relief from menstrual cramps after intake of hot water. Only 10% of the female subjects had mild relief from menstrual cramps after intake of hot water during menstruation which is represented in green in the pie chart.(

Fig.4)

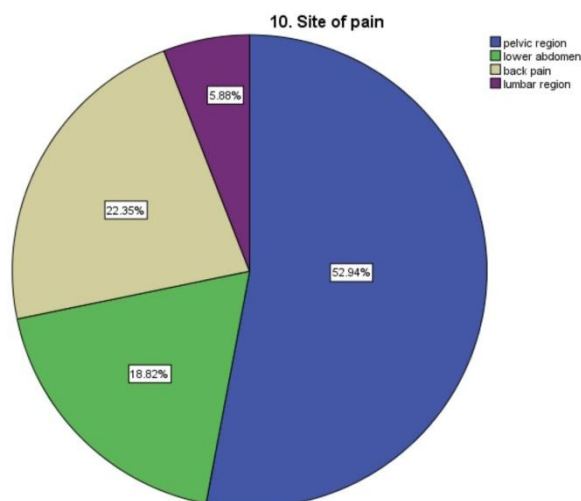


Fig.1 shows the responses of the site of pain in female subjects. 52.9% of the female subjects have responded to the pelvic region (blue). 22.3% of the female subjects have back pain (brown) during menstruation. 18.8% of the respondents have pain in the lower abdomen (green) . 4 % of the female subjects have pain in the lumbar region.(purple)

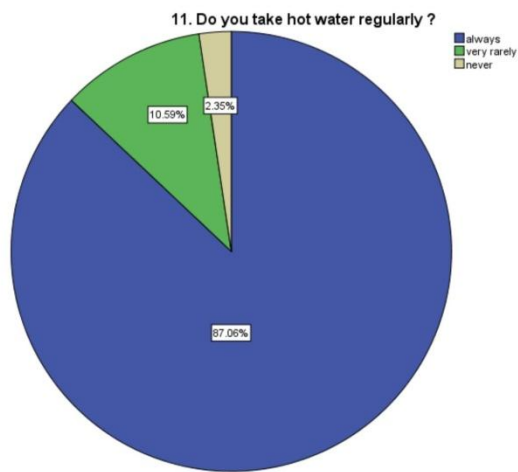


Fig.2 shows the responses of intake of water during menstrual cramps of the female subjects. 87% of the female subjects take hot water regularly(blue). 10% of female subjects take hot water rarely(green) 3% of the respondents do not take hot water regularly(brown)

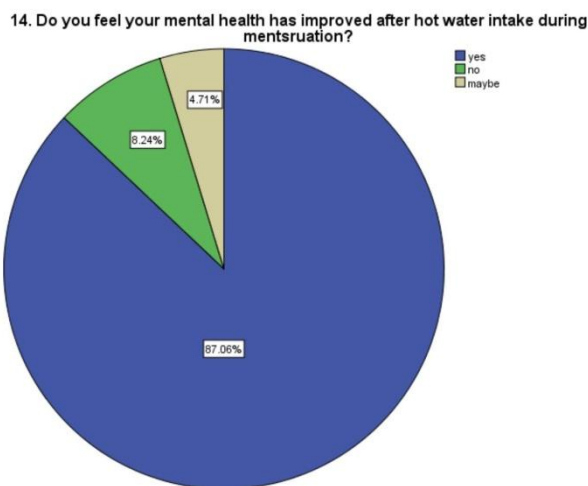


Fig.3 shows the responses of the female subjects to improvement of mental health after intake of hot water during menstruation. 87% of the female subjects have improvement.(blue) 8% of the respondents did not have any relief after intake of hot water(green). 4% of them may had relief after intake of hot water (brown)

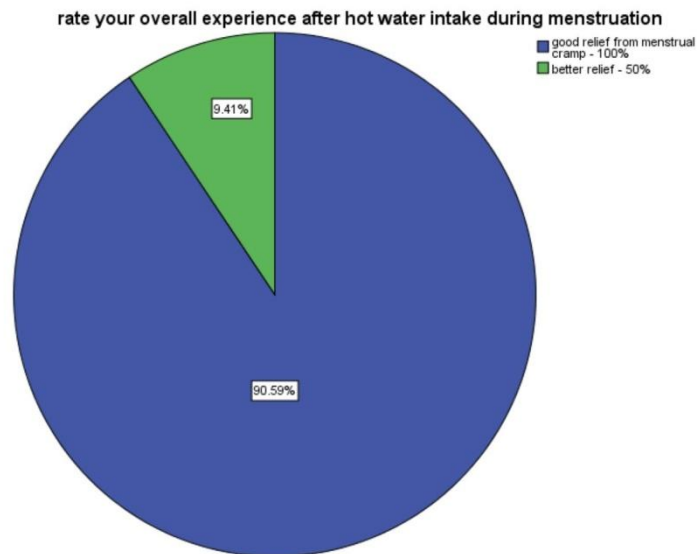


Fig.4 shows the overall experience of the female subjects after hot water intake during menstrual cramps . Over 90% of the female subjects had complete relief from menstrual cramps after intake of hot water(blue). Only 10% of the female subjects had mild relief from menstrual cramps after intake of hot water during menstruation (green)

Cross tab evaluation

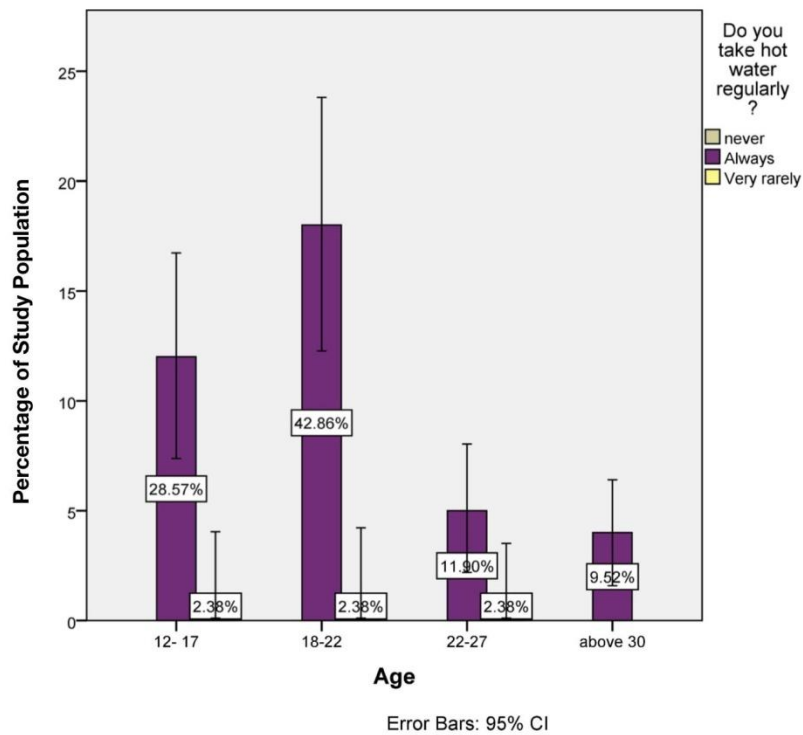


Fig.5 : bar graph showing comparison of responses between different age groups and female subjects who consume hot water during menstrual cramps. X- axis represents the age groups (12-17, 18-22 , 22-27,above 30) of the respondents and Y- axis represents the number of responses who consume hot water regularly during menstruation (blue - always, green- very rarely, beige- never) . Female subjects of the age group 18-22 yrs always had the habit of taking hot water regularly compared to all other age groups and the association was found to be statistically significant. Pearson chi- square test value $p = 0.022$ ($p < 0.05$)

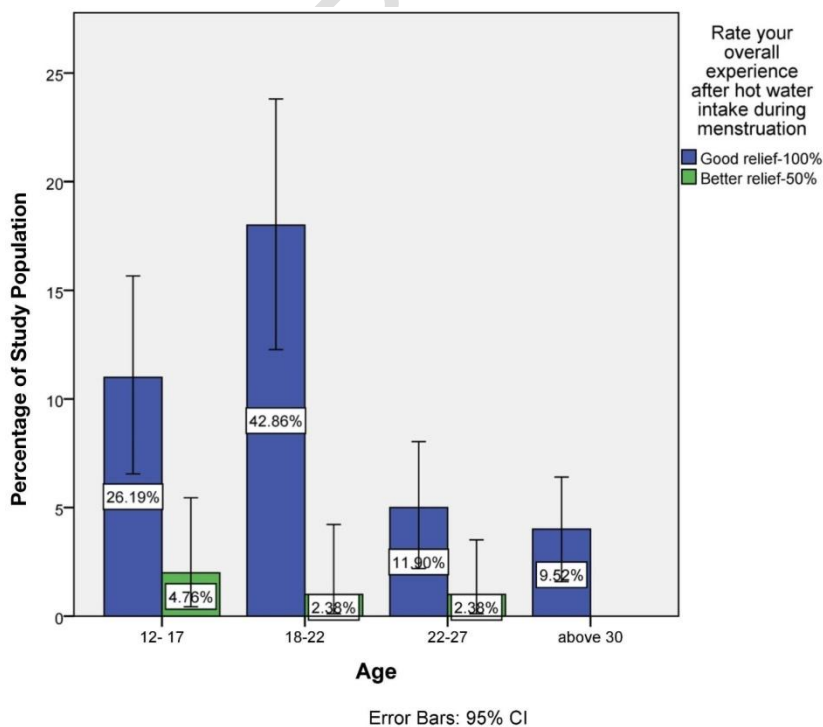


Fig.6 : Bar graph showing comparison of responses between different age groups and female subjects overall experience after hot water intake during menstruation. X-axis represents the age groups(12-17, 18-22 , 22-27,above 30) of the female subjects. Y- axis represents the number of responses for overall experience after hot water intake. (green - better relief. Blue - good relief) Subjects of the age group 18-22 yrs had good relief from menstrual cramps after hot water intake compared to the other age groups and the association was found to be statistically significant. Pearson chi-square value $p= 0.015$ ($p<0.05$)

Discussion

Women with primary dysmenorrhea have a significantly reduced quality of life, poorer mood and poorer sleep quality during menstruation compared with their pain-free follicular phase, and compared with the menstruation phase of pain-free control women. (14)The prescribed first-line therapy for menstrual pain remains non-steroidal anti-inflammatory drugs.(15) Menstrual cramps is a natural and physiologic process that is managed based on various socio-cultural habits and home remedial behaviors. (16)Girls develop a negative attitude to menstruation or with less readiness for menarche and are more absent and delete some activities. They seem to be much depressed, irritable and develop more anxiety during episodes of menstrual cramps(17,18)

Menstruation poses a wide variety of uncomfortable symptoms namely the PMS. Premenstrual syndrome (PMS) encompasses common issues like mild cramping and fatigue. The main reason for PMS being higher is the level of prostaglandin, the more severe the menstrual cramps.(19,20)

Pain usually begins one or two days in the pelvic region or lower abdomen before you get your period or when bleeding actually starts.(21,22) You may feel pain ranging from mild to severe in the lower abdomen, back or thighs.(23)

Pain can typically last 12 to 72 hours, and you might have other symptoms, such as nausea and vomiting , fatigue, and even diarrhoea. (24)Common menstrual cramps may become less painful as you get older and may stop entirely after pregnancy. (25) Hot water keeps your body healthy and hydrated. (26,27)Some people claim that hot water specifically can help improve digestion , relieve congestion, and even promote relaxation. (28)drinking hot water helps improve central nervous system functions, further improves mental health.(19,29)

Female subjects experienced positive results after hot water intake.(30) It relieved menstrual cramps. (31)Hot water is usually better for cramps. (32)Drinking hot water can reduce

bloating during your period and alleviate some of the pain it causes. (33)Also, drinking hot water can increase blood flow throughout your body and relax your muscles. (33,34)This can lessen cramps caused by uterine contractions.

Limitations of the study

The limitations of study includes only students of age group 12-30 years were included in the study. This population does not represent the total female population . But this survey reported that overall relief from menstrual cramps was obtained after hot water intake.

Conclusion

The study concluded that the majority of the female subjects had a regular habit of taking hot water and experienced an improvement of mental health and cramps during menstruation. Drinking hot water can reduce bloating and alleviate menstrual cramps. Also increases blood flow throughout your body and relaxes the contraction of uterine muscles. Women suffering from cramps are encouraged to take hot water instead of analgesics which may cause side effects.

References

1. Egbuna C, Mishra AP, Goyal MR. Preparation of Phytopharmaceuticals for the Management of Disorders: The Development of Nutraceuticals and Traditional Medicine. Academic Press; 2020. 574 p.
2. Clarizia G, Bernardo P. Diverse Applications of Organic-Inorganic Nanocomposites: Emerging Research and Opportunities: Emerging Research and Opportunities. IGI Global; 2019. 237 p.
3. Wahab PUA, Abdul Wahab PU, Madhulaxmi M, Senthilnathan P, Muthusekhar MR, Vohra Y, et al. Scalpel Versus Diathermy in Wound Healing After Mucosal Incisions: A Split-Mouth Study [Internet]. Vol. 76, Journal of Oral and Maxillofacial Surgery. 2018. p. 1160–4. Available from: <http://dx.doi.org/10.1016/j.joms.2017.12.020>
4. Banikarim C, Chacko MR, Kelder SH. Prevalence and impact of dysmenorrhea on Hispanic female adolescents. Arch Pediatr Adolesc Med. 2000 Dec;154(12):1226–9.
5. Ezhilarasan D. Critical role of estrogen in the progression of chronic liver diseases [Internet]. Vol. 19, Hepatobiliary & Pancreatic Diseases International. 2020. p. 429–34. Available from: <http://dx.doi.org/10.1016/j.hbpd.2020.03.011>

6. Shabgah AG, Ezzatifar F, Aravindhan S, Zekiy AO, Ahmadi M, Gheibihayat SM, et al. Shedding more light on the role of Midkine in hepatocellular carcinoma: New perspectives on diagnosis and therapy [Internet]. Vol. 73, IUBMB Life. 2021. p. 659–69. Available from: <http://dx.doi.org/10.1002/iub.2458>
7. Wadhwa R, Paudel KR, Chin LH, Hon CM, Madheswaran T, Gupta G, et al. Anti-inflammatory and anticancer activities of Naringenin-loaded liquid crystalline nanoparticles in vitro. *J Food Biochem*. 2021 Jan;45(1):e13572.
8. Patra JK, Fraceto LF, Das G, Campos EVR. *Green Nanoparticles: Synthesis and Biomedical Applications*. Springer Nature; 2020. 394 p.
9. Daley AJ. Exercise and Primary Dysmenorrhoea [Internet]. Vol. 38, *Sports Medicine*. 2008. p. 659–70. Available from: <http://dx.doi.org/10.2165/00007256-200838080-00004>
10. Izzo A, Labriola D. Dysmenorrhoea and sports activities in adolescents. *Clin Exp Obstet Gynecol*. 1991;18(2):109–16.
11. J PC, Pradeep CJ, Marimuthu T, Krithika C, Devadoss P, Kumar SM. Prevalence and measurement of anterior loop of the mandibular canal using CBCT: A cross sectional study [Internet]. Vol. 20, *Clinical Implant Dentistry and Related Research*. 2018. p. 531–4. Available from: <http://dx.doi.org/10.1111/cid.12609>
12. Marjoribanks J, Ayeleke RO, Farquhar C, Proctor M. Nonsteroidal anti-inflammatory drugs for dysmenorrhoea [Internet]. *Cochrane Database of Systematic Reviews*. 2015. Available from: <http://dx.doi.org/10.1002/14651858.cd001751.pub3>
13. Andersch B, Milsom I. An epidemiologic study of young women with dysmenorrhea [Internet]. Vol. 144, *American Journal of Obstetrics and Gynecology*. 1982. p. 655–60. Available from: [http://dx.doi.org/10.1016/0002-9378\(82\)90433-1](http://dx.doi.org/10.1016/0002-9378(82)90433-1)
14. Kamath SM, Manjunath Kamath S, Jaison D, Rao SK, Sridhar K, Kasthuri N, et al. In vitro augmentation of chondrogenesis by Epigallocatechin gallate in primary Human chondrocytes - Sustained release model for cartilage regeneration [Internet]. Vol. 60, *Journal of Drug Delivery Science and Technology*. 2020. p. 101992. Available from: <http://dx.doi.org/10.1016/j.jddst.2020.101992>
15. Marjoribanks J, Proctor M, Farquhar C, Derks RS. Nonsteroidal anti-inflammatory drugs for dysmenorrhoea [Internet]. *Cochrane Database of Systematic Reviews*. 2010. Available from: <http://dx.doi.org/10.1002/14651858.cd001751.pub2>
16. Mudigonda SK, Murugan S, Velavan K, Thulasiraman S, Krishna Kumar Raja V. Non-suturing microvascular anastomosis in maxillofacial reconstruction- a comparative study [Internet]. Vol. 48, *Journal of Cranio-Maxillofacial Surgery*. 2020. p. 599–606. Available from: <http://dx.doi.org/10.1016/j.jcms.2020.04.005>
17. Dysmenorrhea (Painful Menstrual Cramps or Periods), Family [Internet]. *Family Practice Guidelines*. 2020. Available from: <http://dx.doi.org/10.1891/9780826153425.0025bd>
18. Chapron C, Lafay-Pillet M-C, Monceau E, Borghese B, Ngô C, Souza C, et al. Questioning patients about their adolescent history can identify markers associated with

- deep infiltrating endometriosis [Internet]. Vol. 95, *Fertility and Sterility*. 2011. p. 877–81. Available from: <http://dx.doi.org/10.1016/j.fertnstert.2010.10.027>
19. Ryan SA. The Treatment of Dysmenorrhea [Internet]. Vol. 64, *Pediatric Clinics of North America*. 2017. p. 331–42. Available from: <http://dx.doi.org/10.1016/j.pcl.2016.11.004>
 20. Brawn J, Morotti M, Zondervan KT, Becker CM, Vincent K. Central changes associated with chronic pelvic pain and endometriosis [Internet]. Vol. 20, *Human Reproduction Update*. 2014. p. 737–47. Available from: <http://dx.doi.org/10.1093/humupd/dmu025>
 21. Barabadi H, Mojab F, Vahidi H, Marashi B, Talank N, Hosseini O, et al. Green synthesis, characterization, antibacterial and biofilm inhibitory activity of silver nanoparticles compared to commercial silver nanoparticles [Internet]. Vol. 129, *Inorganic Chemistry Communications*. 2021. p. 108647. Available from: <http://dx.doi.org/10.1016/j.inoche.2021.108647>
 22. Website [Internet]. Available from: R H, Hannah R, Ramani P, Ramanathan A, Jancy MR, Gheena S, et al. CYP2 C9 polymorphism among patients with oral squamous cell carcinoma and its role in altering the metabolism of benzo[a]pyrene [Internet]. Vol. 130, *Oral Surgery, Oral Medicine, Oral Pathology and Oral Radiology*. 2020. p. 306–12. Available from: <http://dx.doi.org/10.1016/j.oooo.2020.06.021>
 23. Dorn LD, Negriff S, Huang B, Pabst S, Hillman J, Braverman P, et al. Menstrual Symptoms in Adolescent Girls: Association with Smoking, Depressive Symptoms, and Anxiety [Internet]. Vol. 44, *Journal of Adolescent Health*. 2009. p. 237–43. Available from: <http://dx.doi.org/10.1016/j.jadohealth.2008.07.018>
 24. Nambi G, Kamal W, Es S, Joshi S, Trivedi P. Spinal manipulation plus laser therapy versus laser therapy alone in the treatment of chronic non-specific low back pain: a randomized controlled study [Internet]. Vol. 54, *European Journal of Physical and Rehabilitation Medicine*. 2019. Available from: <http://dx.doi.org/10.23736/s1973-9087.18.05005-0>
 25. Prakash AKS, Devaraj E. Cytotoxic potentials of *S. cumini* methanolic seed kernel extract in human hepatoma HepG2 cells [Internet]. Vol. 34, *Environmental Toxicology*. 2019. p. 1313–9. Available from: <http://dx.doi.org/10.1002/tox.22832>
 26. Rajakumari R, Volova T, Oluwafemi OS, Rajesh Kumar S, Thomas S, Kalarikkal N. Grape seed extract-soluplus dispersion and its antioxidant activity. *Drug Dev Ind Pharm*. 2020 Aug;46(8):1219–29.
 27. Sridharan G, Ramani P, Patankar S, Vijayaraghavan R. Evaluation of salivary metabolomics in oral leukoplakia and oral squamous cell carcinoma [Internet]. Vol. 48, *Journal of Oral Pathology & Medicine*. 2019. p. 299–306. Available from: <http://dx.doi.org/10.1111/jop.12835>
 28. Srivastava SK. *Role of Capsaicin in Oxidative Stress and Cancer*. Springer Science & Business Media; 2013. 178 p.
 29. Bharath B, Perinbam K, Devanesan S, AlSalhi MS, Saravanan M. Evaluation of the anticancer potential of Hexadecanoic acid from brown algae *Turbinaria ornata* on HT–

- 29 colon cancer cells [Internet]. Vol. 1235, Journal of Molecular Structure. 2021. p. 130229. Available from: <http://dx.doi.org/10.1016/j.molstruc.2021.130229>
30. Santhakumar P, Roy A, Mohanraj KG, Jayaraman S, Durairaj R. Ethanolic Extract of Capparis decidua Fruit Ameliorates Methotrexate-Induced Hepatotoxicity by Activating Nrf2/HO-1 and PPAR γ Mediated Pathways [Internet]. Vol. 55, Indian Journal of Pharmaceutical Education and Research. 2021. p. s265–74. Available from: <http://dx.doi.org/10.5530/ijper.55.1s.59>
31. Saraswathi I, Saikarthik J, Senthil Kumar K, Srinivasan KM, Ardhanaari M, Gunapriya R. Impact of COVID-19 outbreak on the mental health status of undergraduate medical students in a COVID-19 treating medical college: a prospective longitudinal study [Internet]. Vol. 8, PeerJ. 2020. p. e10164. Available from: <http://dx.doi.org/10.7717/peerj.10164>
32. J Donald Monan Sj Professor of Higher Education and Director Philip G Altbach. Student Political Activism: An International Reference Handbook. Greenwood; 1989. 505 p.
33. Tahmasebi S, Qasim MT, Krivenkova MV, Zekiy AO, Thangavelu L, Aravindhana S, et al. The effects of oxygen–ozone therapy on regulatory T- cell responses in multiple sclerosis patients [Internet]. Vol. 45, Cell Biology International. 2021. p. 1498–509. Available from: <http://dx.doi.org/10.1002/cbin.11589>
34. Vivekanandhan K, Shanmugam P, Barabadi H, Arumugam V, Daniel Raj Daniel Paul Raj D, Sivasubramanian M, et al. Emerging Therapeutic Approaches to Combat COVID-19: Present Status and Future Perspectives. Front Mol Biosci. 2021 Mar 8;8:604447.