

Frequency of symptoms of COVID-19 disease among the people of Bangladesh

ABSTRACT:

Aims: To find out the symptoms of COVID-19 diseases.

Study design: This was a cross section type observational study.

Place and Duration of Study: Out door of cost guard Hospital Dhaka Bangladesh from July 2021 to January 2022.

Methodology: Here all persons who were found positive RT-PCR for COVID-19 from July 2021 to January 2022 were included in this study. This study was carried out among people who were serving under Cost guard Bangladesh. Here we had included all persons who became infected with COVID-19 irrespective of sex and ethnicity. Sampling was done by purposive random sampling method. Here we have included 104 patients out of which 97% were male and majority 72.2% were among age group 20-39 years of old. Data analysis was done by using SPSS-25.

Results: There is no specific symptom of COVID-19 rather its presentation mimics many other diseases. Fever and cough were found most common presentation. Other symptoms were sore throat, loss of taste sensation, headache, fatigue, loose motion etc. Vaccination against COVID-19 cannot prevent infection but significantly reduces severity of symptoms and hospitalization.

Conclusion: COVID-19 disease affects many part of the body and its presentation varies depending on its effects on organs. Fever and cough is the commonest presentation as lung is the predominant site of infection.

Keywords: Symptom, COVID-19, SARS COV-2.

1. INTRODUCTION

COVID-19 infection is caused by SARS COV-2 enveloped virus. (1)As it was highly contagious it spreads throughout the world and already mankind has experienced its severity and diversity. SARS COV-2 viruses underwent several mutations and showed various presentations of same disease. Many symptoms of COVID-19 had similarities with other diseases. Presenting features of this disease is still under matter of study.

2. METHODOLOGY

This was a cross sectional type observational study. Here all persons who were found positive RT-PCR for COVID-19 from July 2021 to January 2022 were included in this study. This study was carried out among people who were serving under Coast guard Bangladesh. Here we had included all persons who became infected with COVID-19 irrespective of sex and ethnicity. Sampling was done by purposive random sampling method. Data analysis was done by using SPSS 25.

3. RESULTS

In this study most of the participants were among 20-39 years age group and which was 72.2% (Fig-1).

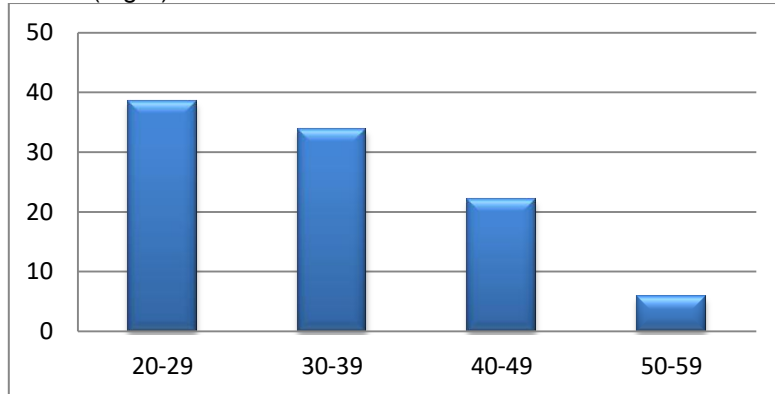


Fig-1: Age distribution of the participants

In this study most of the participants were male and which comprises 97% which was a limitation of this study (Fig-2).

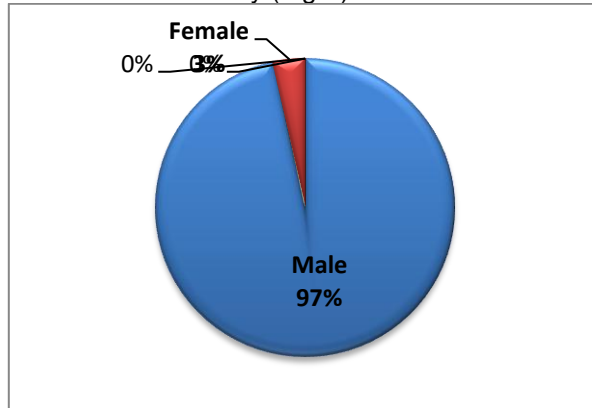


Fig-2: Sex distribution of participants

In this study most of the participants were not vaccinated against COVID-19 before they have been infected with SARS COV-2 (fig-3).

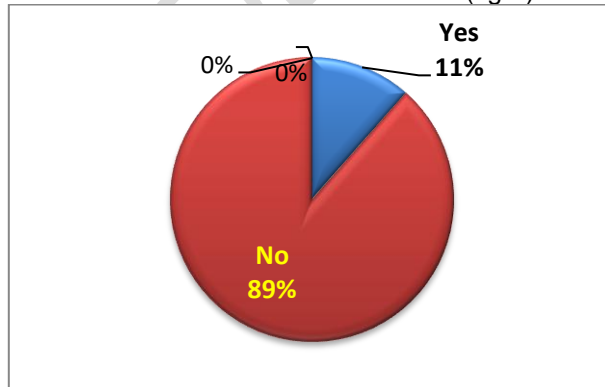


Fig-3: Frequency of vaccination against COVID-19 infection.

In this study most common presentation were fever and cough which comprises 90.4% and 85.6% respectively. Other common presentations were sore throat, loss of test sensation, headache, loss of smell and fatigue. Some of them presented with loose motion which comprises 9.6% among the patients with COVID-19 infection (Fig-4).

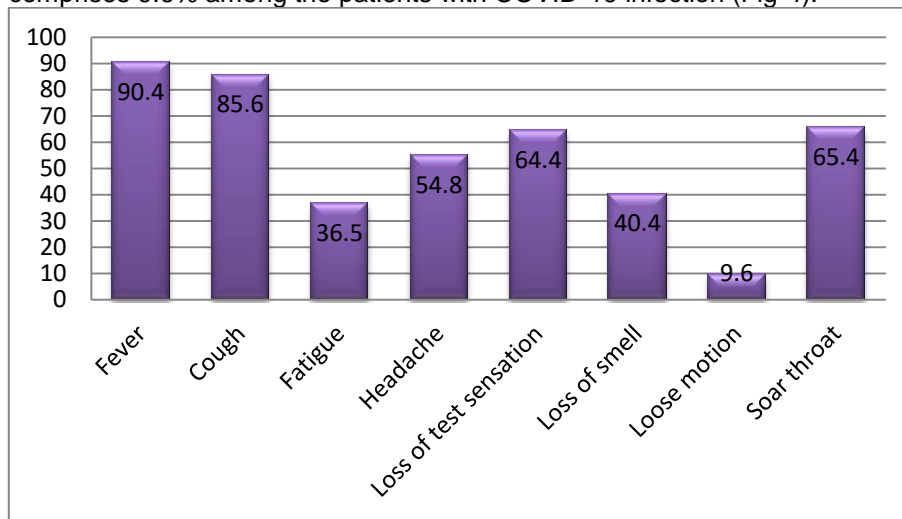


Fig-4: Frequency of symptoms of COVID-19 infection.

In this study we found that vaccinated people also became infected with COVID-19. Here we have found that the persons who were not vaccinated became more symptomatic than vaccinated people. Vaccination cannot immune a person not to be infected but significantly reduce symptoms of infection and none of the vaccinated individual required hospitalization for treatment and they become symptom free with only symptomatic treatment. So vaccinations have beneficial effects on both mortality and morbidity as shown in figure-5.



Fig-5: Distributions of symptoms of COVID-19 disease

4. DISCUSSION

COVID-19 disease is caused by SARS COV-2 virus. The incubation period of this disease is 02 to 07 days from the date of exposure. (2) No age is immune to SARS COV-2 infection and here we found that most of the participants were among 20-39 years age group and which was 72.2% which is similar to the study done by Barbara 2021 where it is found that prevalence of SARS COV-2 infection is greater among young adult than older (3) but differs

from the study done at Wuhan china where most of the infected individual were among the age group 55-59 years. (4) Here most of the infected individuals were male which may be due to their exposure in outdoor activities as male are mostly the earning member of a family so they have to come in exposure to outdoor than female in socio-demographic culture of Bangladesh which is similar to the study. (5)

Most of the symptoms of COVID-19 disease were similar to many diseases. It presents with nonspecific symptoms like fever, cough, sore throat, headache, loss of taste sensation, loss of smell, loose motion, fatigue and so on but none of them is specific for COVID-19 disease. (6)

Here we have found that SARS COV-2 infection is more among non-vaccinated individual but vaccinated persons also become sufferer with COVID-19 disease. Fortunately it was observed that vaccinated persons were less symptomatic than non-vaccinated moreover none of the vaccinated persons need to hospitalize due to severity of this disease. It is obvious in this study that vaccination cannot stop infection and disease rather it have some benefit over severity, mortality and morbidity.

5. CONCLUSION

COVID-19 disease affects many part of the body and it's presentation varies depending its effects on organs. Fever and cough is the commonest presentation as lung is the predominant site of infection. Vaccine is an important invention to combat against COVID-19 though it cannot prevent a person from infection.

9. CONSENT

Written informed consent was obtained from the patients for publication of information given by them.

10. REFERENCES:

1. *Frequency of Side Effects after First Dose of Vaccination against COVID-19 Among the People of Bangladesh.* **H. M. Khaleduzzaman, Nafisa Jabin Mishu.** 3, s.l. : European Journal of Medical and Health Sciences, 2021, Vol. 3. 2593-8339.
2. *Clinical Characteristics of Coronavirus Disease 2019 in China.* **Wei-jie Guan, Ph.D., Zheng-yi Ni, M.D., Yu Hu, M.D., Wen-hua Liang, Ph.D., Chun-quan Ou, Ph.D., Jian-xing He, M.D., Lei Liu, M.D., Hong Shan, M.D., Chun-liang Lei, M.D., David S.C. Hui, M.D., Bin Du, M.D., Lan-juan Li, M.D., et al.,.** 2020, The new england journal of medicine, pp. 1708-1720.
3. *Prevalence of COVID-19 in adolescents and youth compared with older adults in states experiencing surges.* **Barbara Romain, Moshe Schneiderman and Allan Geliebter.** 2021, National library of medicine, National center for biotechnology information, p. 16.
4. *Epidemiological and clinical characteristics of 99 cases of 2019 novel coronavirus pneumonia in Wuhan, China: a descriptive study.* **Chen, Nanshan.** 2020, Lancet. , pp. 507-513.

5. *Sex difference in coronavirus disease (COVID-19): a systematic review and meta-analysis.* **Biruk Beletew Abate, Ayelign Mengesha Kassie, Mesfin Wudu Kassaw, Teshome Gebremeskel Aragie, Setamlak Adane Masresha.** 2020, *Diabetes and endocrinology*, p. 129.

6. *Coronavirus Disease 2019 (COVID-19): Diagnosis.* **Özdemir, Öner.** 2020, *Erciyes Med J*, p. 242.

UNDER PEER REVIEW