

Original Research Article

The effects of Spray Drying Conditions on Water Absorption Index, Water Solubility Index, Solubility and Water activity (a_w) of rice milk powder

Abstract

Rice (*Oryza sativa* L.) is an important staple food for most of the population in the world. The production area of rice in India is about 43.78 million ha, while the annual production is about 117.47 million tonnes and yield is 3,848 kg/ha (FAO, 2019). Asian region contributes approximately 90% of the total rice production in the world out of which China and India contribute 28.7% and 19.5% share of total production, respectively. The states which are producing rice as a major crop in India are West Bengal, Uttar Pradesh, Andhra Pradesh, Punjab, Bihar, Orissa, Chhattisgarh, Assam, Tamil Nadu and Haryana. The amount of broken rice produced in the rice industry is about 0.97 million tonnes. Broken rice has the nutritional benefits equal to raw rice and it can be processed into various value added products. In this study, the broken rice was used to prepare rice milk with the optimized process parameters. Rice milk was spray dried to enhance its shelf life at different inlet drying air temperatures and feed flow rates. Temperature and feed flow rate were optimized with desirability function which satisfied all the responses with required values to obtain optimum conditions for spray drying. The predicted optimum conditions were; $T= 138$ °C, and $Q= 35$ mL/min. Under these conditions, the response values for water activity, water solubility index and water absorption index were 0.30, 72.8% and 21.7%, respectively.

KEY WORDS: rice milk, solubility, spray drying, water activity, water absorption index, water solubility index

Introduction:

Rice (*Oryza sativa* L.) is a most important food for the people in the world. In India, rice production area is about 43.78 million ha and annual production is about 117.47 million tonnes (FAO, 2019). The contribution of Asian region is about 90% of the total rice production in the world out of which China contributes 28.7% and India contributes 19.5%. The states which are producing rice as a major crop in India are West Bengal, Uttar Pradesh, Andhra Pradesh, Punjab, Bihar, Orissa, Chhattisgarh, Assam, Tamil Nadu and Haryana. The amount of broken rice produced in the rice industry was about 0.97 million tonnes. The cost of the rice is set by the head rice kernels percentage in each unit of rough

rice (Van Dalen, 2004). Low prices of broken rice in India stimulated its utilization in products where the cereal component had usually been derived from other grains. Consequently, a particular interest was given to the possible substitution of processed rice meal for processed corn meal in corn-soy-milk (Shepherd et al., 1981). Broken rice is still under-utilized and is mostly used as raw material for pet foods, rice flour, wine and beer (Shih et al., 1999).

Broken rice has the nutritional benefits equal to raw rice and it is processed into flour and utilized as a food product (Kim et al., 2012). According to Hartmann et al. (2006), rice flour is free from gluten therefore; it is an alternative for producing gluten-free products (Quinones et al., 2015). Rice flour is also hypoallergenic (Marcoa and Rosell, 2008). The rice flour is preferred for baby food and other food products by the food companies because of low risk for people with sensitivities (Gujaral and Rosell, 2004). The price of the broken rice is less when compared to the raw rice; thus, it has become more economical to get flour from the broken rice (Qian and Zhang, 2013).

A liquid derived from rice generally known as rice milk is suitable substitute for animal milk in the world. The rice milk is the best breakfast food in Southeast Asia, especially in China and Taiwan (Joshi et al., 2015). Soymilk and other non-dairy milks have long been substitutes for raw milk in the U.S (Ikya et al., 2013). However, the allergic response that many people have toward soy beverages, the bean-like flavor and the aftertaste of the soy products have created a demand for rice milk in the U.S. market (Hassan et al., 2005). The texture, colour and nutritional values of the rice milk makes it a substitute for animal milk and helps in the preparation of various food products including beverages and non-dairy puddings (Joshi et al., 2015).

Spray drying is a method applied to dry a wide variety of food extracts. The resulting powders are conveniently stored, transported and handled. Spray drying is used to produce a wide range of products including heat sensitive materials. It is a powerful tool for delivering cost effective, high quality products (Masters, 1991). The products produced by spray drying include: pharmaceutical such as antibiotics, analgesics, vaccines, vitamins and catalysts; chemicals, such as, carbides, ferrite, nitrides, tannins, fine organic/inorganic chemicals detergent and dyestuffs; ceramic, including advanced ceramic formulations; and foods such as, milk and milk products, food colour, food supplement, soup mixes, spice and herb extracts, coffee, tea and sweetener. Spray dried food products are appealing, retain nutritional qualities

and are convenient to consume (Masters, 1972). The process is continuous and easily automated which can reduce labour costs (Sharma *et al.*, 2000). There are less sticking and corrosion problems in spray drying if the material does not contact the equipment walls until it is dry (Gupta, 1978).

Spray drying is a dehydration process in which a concentrated solution, suspension, emulsions or pump able paste is sprayed, dried and collected. The particles are dried while they are suspended in the hot drying media. The dried products can be in the form of powder, granules or agglomerates depending on physical and chemical properties of the feed, the drier design and the drying operation (Masters, 1972).

MATERIAL AND METHODS

SPRAY DRYING OF RICE MILK

Rice milk obtained from the optimized conditions (TSS: 10-12 °Brix) was subjected to spray drying at different inlet drying air temperatures (5 levels) and feed flow rates (5 levels) maintaining constant air volume and air flow rate of 60 m³/h. Pilot scale spray dryer (Make: S.M. Scientech, Model: B-290, Capacity: 3 L of water evaporation/h) was utilized for the experiment (Plate 3). The ambient temperature was around 28-32 °C and RH was about 58-65%.

Rice milk powder, thus obtained from different experiments as proposed in the design matrix were analysed for product quality parameters viz., physical and chemical properties. Further, the process conditions were optimized to produce a product with best sensory attributes. Each response variable in the study was analysed statistically using the Design Expert 12.0 software. ANOVA was performed with a significance level of 5%. Optimization was done using response surface methodology with two independent factors: (A) Inlet drying air temperature-120, 130, 140, 150 and 160 °C and (B) Feed flow rate- 15, 20, 25, 30 and 35 mL/min. The response variables optimized were water activity (range), moisture content (range), bulk density, tapped density, WSI and WAI. The prepared spray dried rice milk powder was packed in HDPE (T1P1) and LDPE (T2P2) pouches, and stored under refrigerated (4 °C) and ambient (25 ± 5 °C) conditions.



Plate 1. Laboratory model pilot scale spray dryer

Independent and Dependent Variables

I. Independent variables

1. Feed flow rate
2. Inlet drying air temperature

II. Product Quality Parameters (Dependent variables)

1. Water activity
2. Water Solubility Index (WSI)
3. Water Absorption Index (WAI)

DETERMINATION OF PROPERTIES OF POWDER

Water Absorption Index (WAI)

The WAI of rice milk powder was calculated using the method described by Sabhadinde (2014). A sample of 2.5 g was agitated with 25 mL distilled water for 1 hour and centrifuged at 3000 rpm for 10 min. The water was drained from the wet residue for 10 min. The weight of the wet residue was noted.

$$\text{WAI (\%)} = (\text{Weight of wet residue} / \text{Weight of sample}) \times 100 \dots\dots\dots (1)$$

Water Solubility Index (WSI)

The WSI of the spray dried powder was measured by using method described by Sabhadinde (2014). Spray dried rice milk powder (2.5 g) and distilled water (30 mL) were vigorously mixed in 100 mL centrifuge tube incubated at 37 °C water bath for 30 min and then centrifuged for 20 min at 10000 rpm (11410 g). The supernatant was taken in an empty beaker of known weight and oven dried at temperature 103±2 °C. The WSI (%) was calculated as the percentage of dried supernatant to the amount of original 2.5 g rice milk powder.



Plate 2 Infra Red moisture analyzer

Solubility

The solubility of powder was measured by adding 2 g of the powder to 50 mL distilled water at 26°C. The mixture was agitated in 100 mL low form glass beaker with a magnetic stirrer (MAKE: REMI, Model: 2MLH) at 892 rpm using a stirrer bar of size 22 × 7 mm. The time required to dissolve completely was recorded as solubility (Goula *et al.*, 2008).



Plate 3 Magnetic stirrer

Water Activity (a_w)

Water activity of rice milk powder was determined using a pre-calibrated Water activity meter (Rotronic, Germany) (Plate 3.). The sample of known weight was placed in a probe and switch was turned on. The readings of water activity was recorded as displayed on the screen. All experiments were conducted at room temperature of 25 ± 2 °C.



Plate 4 Water activity meter

RESULTS AND DISCUSSION

Variation of Water Solubility Index of Rice Milk Powder at different Air Temperatures and Feed Flow Rates

The data of rice milk powder with respect to water solubility index and water absorption index are shown in Figure.1. The Water Solubility Index (WSI) of spray dried rice milk powder varied from 66.8 to 89.3%. Increase in WSI values with increase in inlet air temperature were noticed; however decreased WSI with increase in the feed flow rates. Similar results were observed by Ghollasi *et al.* (2018) and Phoungchandang and Sertwasana (2010) for powders obtained by spray drying of ginger juice. The spray dried powder instant properties like WSI is the ability of powder to dissolve in water with minimum possible time since the powders are intended for rehydration. The spray dried Rice Milk powder wetted quickly and dissolved completely in the water. Hoge Kamp and Schubert, (2003) reported that feed flow rate showed negative effect on WSI values and similar observation was observed in the spray dried rice milk powder.

From the statistical analysis, the F-value of 1073.44 indicates significance of the model. P-values less than 0.0500 indicates that A (Temperature), B (Feed flow rate), AB (interaction effect of temperature and feed flow rate) were significant.

Table 1: ANOVA for Water Solubility Index

Sequential Model Sum of Squares [Type I]

| Source | Sum of Squares | df | Mean Square | F Value | p-value Prob > F | |
|----------------------|----------------|----|--------------|---------------|------------------|------------------|
| Mean vs Total | 80360.65 | 1 | 80360.65 | | | |
| Linear vs Mean | 404.17 | 2 | 202.08 | 749.45 | < 0.0001 | |
| <u>2FI vs Linear</u> | <u>1.56</u> | 1 | <u>12.40</u> | <u>0.0065</u> | | <u>Suggested</u> |
| Quadratic vs 2FI | 0.24 | 2 | 0.12 | 0.92 | 0.4416 | |
| Cubic vs Quadratic | 0.63 | 2 | 0.31 | 5.83 | 0.0493 | Aliased |
| Residual | 0.27 | 5 | 0.054 | | | |
| Total | 80767.51 | 13 | 6212.89 | | | |

Model Summary Statistics

| Source | Dev. | R-Squared | R-Squared | R-Squared | PRESS | |
|------------|-------------|---------------|---------------|---------------|-------------|------------------|
| Linear | 0.52 | 0.9934 | 0.9920 | 0.9838 | 6.58 | |
| <u>2FI</u> | <u>0.35</u> | <u>0.9972</u> | <u>0.9963</u> | <u>0.9917</u> | <u>3.36</u> | <u>Suggested</u> |
| Quadratic | 0.36 | 0.9978 | 0.9962 | 0.9798 | 8.23 | |
| Cubic | 0.23 | 0.9993 | 0.9984 | 0.9231 | 31.30 | Aliased |

Table 2. ANOVA for Water Absorption Index

Sequential Model Sum of Squares [Type I]

| Source | Sum of Squares | df | Mean Square | F Value | p-value Prob > F | |
|----------------------|----------------|----|-------------|-------------|------------------|------------------|
| Mean vs Total | 5915.02 | 1 | 5915.02 | | | |
| Linear vs Mean | 400.42 | 2 | 200.21 | 679.60 | < 0.0001 | |
| <u>2FI vs Linear</u> | <u>1.44</u> | 1 | <u>1.44</u> | <u>8.61</u> | <u>0.0167</u> | <u>Suggested</u> |
| Quadratic vs 2FI | 0.33 | 2 | 0.17 | 1.00 | 0.4148 | |
| Cubic vs Quadratic | 0.83 | 2 | 0.42 | 6.16 | 0.0447 | Aliased |
| Residual | 0.34 | 5 | 0.068 | | | |
| Total | 6318.39 | 13 | 486.03 | | | |

Model Summary Statistics Std. Adjusted Predicted

| Source | Dev. | R-Squared | R-Squared | R-Squared | PRESS | |
|------------|-------------|---------------|---------------|---------------|-------------|------------------|
| Linear | 0.54 | 0.9927 | 0.9912 | 0.9829 | 6.91 | |
| <u>2FI</u> | <u>0.41</u> | <u>0.9963</u> | <u>0.9950</u> | <u>0.9888</u> | <u>4.53</u> | <u>Suggested</u> |
| Quadratic | 0.41 | 0.9971 | 0.9950 | 0.9950 | 0.9733 | |
| Cubic | 0.26 | 0.9992 | 0.9980 | 0.9026 | 39.27 | Aliased |

Design-Expert® Software

WSI
89.3
66.8

X1 = A: temperature
X2 = B: feed flow

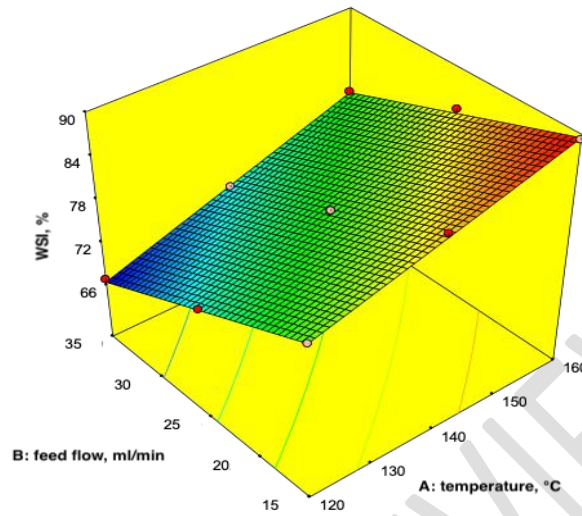


Figure 1. Variation of Water Solubility Index of Rice Milk Powder with spray drying inlet air temperature and feed flow rate

Design-Expert® Software

WAI
33
10.7

X1 = A: temperature
X2 = B: feed flow

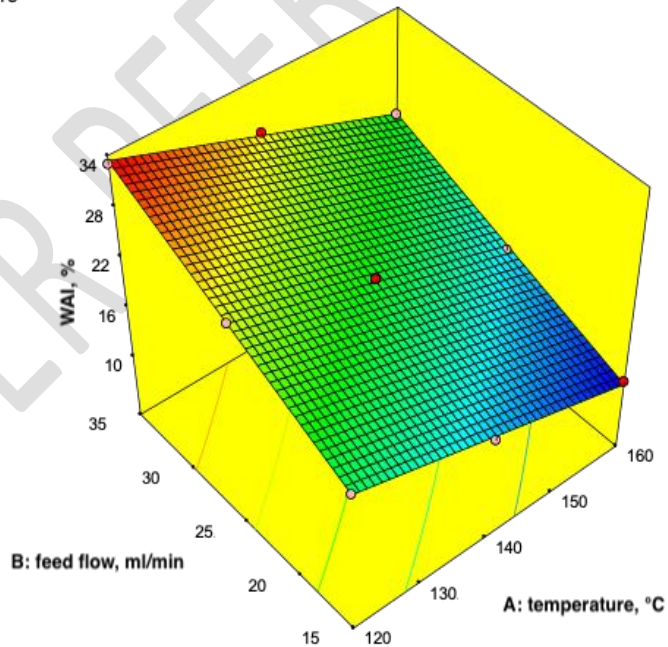


Figure 2. Variation of Water Absorption Index of Rice Milk Powder with spray drying inlet air temperature and feed flow rate

WAI values of rice milk powder decreased at higher spray drying inlet air temperatures. Similar results of the inlet air temperature on residual moisture content, which tends to increase the particle

size, is reported by Walton, (2000). The model F-value of 800.51 indicated its significance. Values of Prob > F less than 0.0500 indicate model terms are significant. The inlet air temperature, feed flow rate are significant model terms.

The pH and titrable acidity remained same in both rice milk and spray dried rice milk powder. The ascorbic acid, antioxidant activity and total phenolic content were not present both in the rice milk and rice milk powder. Rice milk powder started to develop stickiness at a moisture content of 6.32% (d.b.), indicating that the spray dried rice milk powder has to be stored in air tight packaging material to avoid moisture absorption. With air tight packaging, rice milk powder could be safely stored for 180 days without quality deterioration.

Variation of Water Activity of rice milk powder at different Inlet Air Temperatures and Feed Flow Rates

From the Figure 2, the water activity of rice milk powder varied from 0.250 to 0.359. Increase in the inlet air temperature lead to decrease in the water activity of the resultant rice milk powder. The water activity low at temperature of 160 °C followed by 150, 140, 130, and 120 °C (Appendix B). However, with increase in the feed flow rate, increase in the water activity of powder was observed. The higher values of water activity were found at 35 mL/min, followed by 30, 25, 20 and 15 mL/min. The lower flow rate results in higher contact time between the drying air and the feed, which in turn helps better evaporation of the water from the feed.

The results on water activity of the spray dried powder were in accordance with results obtained by Adhikari *et al.* (2003); Chegini and Ghobadian, (2007); Goula *et al.*, (2008); Zariefard *et al.* (2012); Avila *et al.* (2015) and Ghollasi *et al.* (2018) for spray dried powders. The model F-value of 615.73 indicated the level of significance. The P-value less than 0.0500 indicate that A (Temperature), B (Feed flow rate) was significant (Appendix B). Pred R² is 0.9800 and Adj R² is 0.9961.

Table 3: ANOVA for Water Activity

| Source | Sum of Squares | df | Mean Square | F-value | p-value | Prob> F |
|--------|----------------|----|-------------|---------|---------|---------|
|--------|----------------|----|-------------|---------|---------|---------|

| | | | | | | |
|-------------|------------|----|------------|---------|----------|--------------------|
| Model | 5.592E-003 | 5 | 1.118E-003 | 615.73 | < 0.0001 | significant |
| A-temp | 3.038E-003 | 1 | 3.038E-003 | 1672.17 | < 0.0001 | |
| B-feed flow | 2.521E-003 | 1 | 2.521E-003 | 1388.11 | < 0.0001 | |
| AB | 2.250E-006 | 1 | 2.250E-006 | 1.24 | 0.3025 | |
| A^2 | 7.725E-006 | 1 | 7.725E-006 | 4.25 | 0.0781 | |
| B^2 | 3.058E-005 | 1 | 3.058E-005 | 16.84 | 0.0046 | |
| Residual | 1.272E-005 | 7 | 1.817E-006 | | | |
| Lack of Fit | 1.272E-005 | 3 | 4.239E-006 | | | |
| Pure Error | 0.000 | 4 | 0.000 | | | |
| Cor Total | 5.605E-003 | 12 | | | | |

| | | | |
|-----------|------------|----------------|--------|
| Std. Dev. | 1.348E-003 | R-Squared | 0.9977 |
| Mean | 0.29 | Adj R-Squared | 0.9961 |
| C.V. % | 0.46 | Pred R-Squared | 0.9800 |
| PRESS | 1.119E-004 | Adeq Precision | 93.924 |

Design-Expert® Software

water activity

0.335
0.25

X1 = A: temperature
X2 = B: feed flow

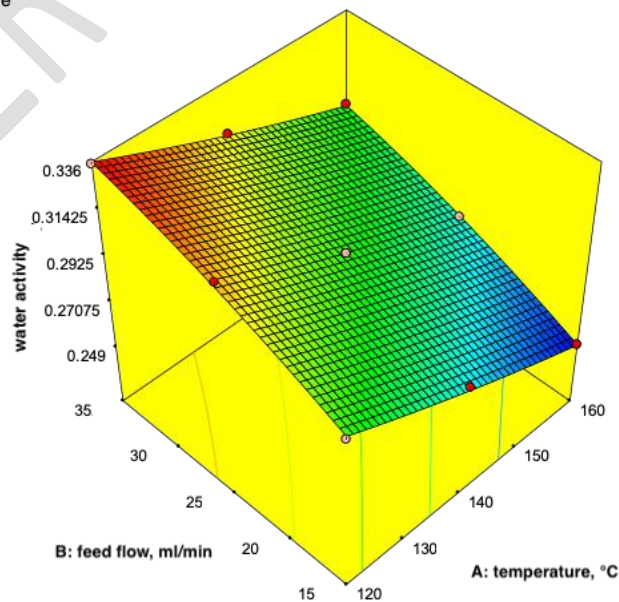


Figure 3 Variation of water activity of rice milk powder with inlet air temperature and feed flowrate

Optimization of Spray Drying process variable of Rice Milk Powder

The spray Drying temperature and feed flow rates were optimized with desirability function which satisfies all the responses with required values to obtain optimum conditions for spray drying. The optimized conditions for spray dried rice milk powder were: Inlet air temperature - 138 °C and feed flow rate - 35 ml/min. Under these conditions, the response values were: bulk density - 0.51 (g/mL), tapped density - 0.62 (g/mL), moisture of powder content - 3.8%, water activity- 0.30, Water Solubility Index - 72.8% and Water Absorption Index - 21.7 % and solubility of the sample was 92 s. The RMSE value of 0.490 indicates that the predicted values were close to the observed values.

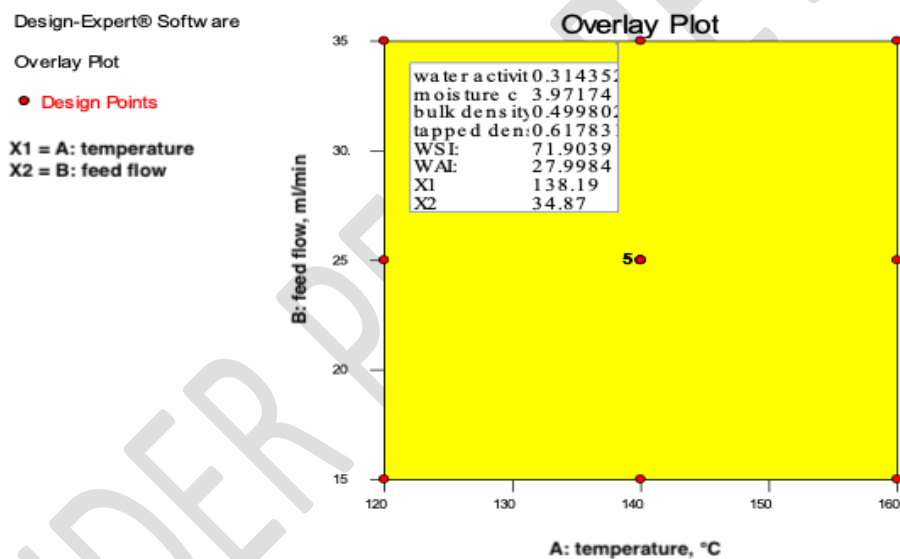


Figure 4 Optimised spray drying condition for rice milk powder

CONCLUSIONS

The rice milk was spray dried at feed flow rates of 15, 20, 25, 30 and 35 mL/min and inlet drying air temperature of 120, 130, 140, 150 and 160 °C. The moisture content of resultant rice milk powders varied from 3.26 to 4.30% (w.b.).The bulk density of the rice milk powder varied from 0.25 to 0.61 g/mL. With increase in inlet drying air temperature, the moisture content, bulk density and tapped density of the spray

dried powder decreased. With increase in feed flow rate, the values of the moisture content, bulk density and tapped density of the powder were increased.

REFERENCES

- Adhikari, B., Howes, T., Bhandari, B. R and Troung, V. 2001. Stickiness in foods: A review of mechanisms and test methods. *International Journal of Food Properties*. 4: 1-33.
- Avila, E. L., Rodríguez, M. C and Velasquez, H. J. C. 2015. Influence of maltodextrin and spray drying process conditions on sugarcane juice powder quality. *Revilla journal of facultad nacional de agronomia Medellin*. 68(1): 7509-7520.
- Chegini, G.R and Ghobadian, B. 2007. Spray drying parameters for fruit juice drying. *World Journal of Agricultural Sciences*. 3(2): 230-236.
- FAO. 2019. FAOSTAT-Agriculture Data, Agricultural Production, Crops Primary. FAO, Rome.
- Ghollasi, A., Yazdi, F. T., Varidi, M and Mohebbi, M. 2018. Effect of spray drying conditions and feed composition on the physical properties of barberry (*Berberis vulgaris*) juice powder. *Journal of Food and Bioprocess Engineering*. 2(2): 17–32.
- Gujaral, H. S and Rosell, C. M. 2004. Improvement of breadmaking quality of rice flour by glucose oxidase. *Food Research International*. 37: 75–81.
- Gupta, A. S. 1978. Spray drying of citrus juice. American Institute of Chemical Engineers, 7th Annual meeting, paper no.55f.
- Gupta, S., Cox, S and Abu-Ghannam, N. 2010. Process optimization for the development of a functional beverage based on lactic acid fermentation of oats. *Biochemical Engineering Journal*. 52:199-204.
- Ikya, J. K., Gernah, D. I., Ojobo, H. E and Oni, O. K. 2013. Effect of cooking temperature on some quality characteristics of soy milk. *Advance Journal of Food Science and Technology*. 5(5): 543–546.
- Joshi, R., Mo, C., Lee, W. H., Lee, S. H. and Cho, B. K. 2015. Review of rice quality under various growth and storage conditions and its evaluation using spectroscopic technology. *Journal of Biosystems Engineering*. 40(2): 124-136.
- Hartmann, G., Koehler, P and Wieser, H. 2006. Rapid degradation of gliadin peptides toxic for coeliac disease patients by proteases from germinating cereals. *Journal of Cereal Science*. 44: 368–371.

- Hassan, A. A., Aly, M. M. A and El-Hadidie, S. T. 2005. Production of cereal-based probiotic beverages. *World Applied Sciences Journal*. 19(10): 1367–1380.
- Kim, H. Y., Hwang, I. G., Kim, T. M., Woo, K. W and Park, D. S. 2012. Chemical and functional components in different parts of rough rice (*Oryza sativa* L.) before and after germination. *Food Chemistry*. 134: 288–293.
- Marcoa, C and Rosell, C. M. 2008. Effect of different protein isolates and transglutaminase on rice flour properties. *Journal of Food Engineering*. 84: 132–139.
- Masters, K. 1972. *Spray Drying: An introduction to principles, operational practice and applications*, Chemical and Process Engineering Series. London: L. Hill.
- Masters, K. 1991. *Spray Drying*. 4th edition, Longman Sci. and Techn, John Wiley and Sons, New York. 725.
- Masters, K. 1994. Modern developments in spray drying particle structure and safety. Seminar paper in modern developments in industrial drying Technology Centre for Continuing Education. University of Canterbury. New Zealand.
- Masters, K., 1997. *Industrial Drying of Foods. Spray Drying*. Baker, C.G.J.(editor), Blackie Academic and Professional, London.
- Samborska, K., Gajek, P. and Dwórznička, A.K. 2015. Spray drying of honey: the effect of drying agents on powder properties. *Polish Journal of Food and Nutritional Science*. 65(2): 109-118.
- Sharma, S.K., Mulvane, S.J and Rizvi, S.S. 2000. *Food Process Engineering: Theory and Laboratory Experiments*. Wiley-Inter Science. A John Wiley and Sons, Inc., Publication. New York, USA.
- Shepherd, A. D., Betschart, A. A., Saunders, R. M., Rockey, G and Huber, G. 1981. Broken spark interest in rice soy infant milk. *Rice Journal*. 16-20.
- Shih, F. F., Champagne, E. T., Daigle, K and Zerlin, S. 1999. Use of enzymes in the processing of protein products from rice bran and rice flour. *Nahrung*. 43: 14-18.
- Qian, H and Zhang, H. 2013. “Rice flour and related products” in *Handbook of Food Powders: Processes and Properties*, Philadelphia, PA: Woodhead Publishing. 553–575.
- Quinones, R. S., Macachor, C. P and Quinones, H. G. 2015. Development of gluten-free composite flour blends. *Tropical Technology Journal*. 19: 1–4.

Van Dalen, G. 2004. Determination of the size distribution and percentage of broken kernels of rice using flatbed scanning and image analysis. *Food Research International*. 37: 51–58.

Zareifard, M.R., Niakousari, M., Shokrollahi, Z. and Javadian, S. 2012. A feasibility study on the drying of lime juice: the relationship between the key operating parameters of a small laboratory spray dryer and product quality. *Food Bioprocess Technology*. 5:1896-1906.

UNDER PEER REVIEW