

Original Research Article

Response on phenological, fruiting behaviour and growth characteristics of F₁ candidates rootstock seedlings of Peach [*Prunus persica* (L.) Batsch]

ABSTRACT

Aim: The aim of present study was to evaluate the flowering and fruiting behaviour of different variety of peach, plum and along with growth characteristics of their F₁ hybrids and identification elite candidate hybrid rootstocks for future genetic improvement.

Study design: The experiment was designed in Randomized Block Design (RBD) Factorial with three replications.

Place and Duration of Study: Rootstock hybridization programme were carried out at main fruit research station Punjab Agricultural University, Ludhiana, Punjab during 2016-17 and 2017-18.

Methodology: Rootstock hybridization programme were carried out with three varieties two peach namely Sharbati and Flordagaurd and one plum Kala amritsari and study the phenological, fruiting behaviour and growth performance of seedlings of parents and F₁ hybrids.

Results: Higher days from full bloom to maturity take by Sharbati × Flordagaurd (129.4 Days) and minimum in Kala amritsari × Flordagaurd (111.1 Days). For completion of stratification Seeds of Sharbati and Sharbati × Flordagaurd took maximum days for stratification (90-105 Days and 30-105 Days, respectively) and minimum in Flordagaurd (30-60 Days). Seed germination was higher recorded in Flordagaurd (97.15%) and minimum in Sharbati × Kala amritsari (70.81%). Pollen viability in case of stored as well as fresh pollen was highest in Flordagaurd (96.26 and 97.58%), while, minimum in Sharbati (90.89% and 96.60%). Leaf colour values (L, a, b, chroma and hue) maximum were recorded in Sharbati and minimum in Flordagaurd and leaf colour values of both hybrids, were similar to Flordagaurd. Maximum chlorophyll (SPAD units) were recorded in seedlings of Flordagaurd × Sharbati (42.87) which was at par with the SAPD values recorded in the Sharbati × Flordagaurd. No significant variation was observed in morphological leaf characteristics among the parents and their hybrids, while leaves of

Flordagaurd and both the hybrids showed dark reddish green colour on upper side and light reddish green in lower side of leaves which are dominant red leaf colour of Flordagaurd. Seedlings of Sharbati, Sharbati × Flordagaurd and Flordagaurd × Sharbati showed better growth characteristics as compares to seedlings of Flordagaurd.

Conclusion: The advance candidate hybrid rootstocks may be useful for further exploitation for genetic improvement and development of rootstock with good nursery characters.

Keywords: Hybridization, Phenological characteristics, Stratification, Pollen viability, rootstock breeding

1. INTRODUCTION

Rootstock has an important effect on performance of the peach, which includes growth rate, tree size, productivity, nutrient uptake, time of defoliation, bloom time, tree survival, nematode infestation and resistance to canker and Peach Tree Short Life (PTSL) (Ye *et al.* 2009). The major problem in the peach industry is PTSL which cause early decline of orchards and the average life of peach is around 10-12 years or less. It is caused by multiple factor like nematode, bacterial canker, iron chlorosis and variety of non-specific secondary pathogens (Liu *et al.* 2012) however; nematode is the most important factor for PTLS. The use of nematicides has been banned due to environmental issues hence, peach rootstocks with durable resistant to root-knot nematodes are needed. Several rootstock breeding programmes using interspecific hybridization among *Prunus* species has been initiated in the developed nations but, most of them are in private domain. Thus, most of them are in private domain. Thus, most of these new improved rootstocks are patent protected and hence, can't be commercially exploited in India.

Sharbati variety of peach is used as rootstock in sub-tropical regions of India, because of its wide adaptability to warm climatic conditions and alkaline soils, but its susceptibility to root-knot nematode leads to PTSL. Flordagaurd rootstock is a sixth generation inter-specific cross of Chico 11 × *Prunus davidiana*. It has been found to be resistant against the root-knot nematodes and resistant to *M. javanica*, *M. incognita* and *M. floridensis* (Singh *et al.* 2010 and Rubio-Cabetas 2012). However, 'Flordagaurd' is showing very poor response to propagation by stooling and cutting and seed germination; and after growth under the subtropics which cause major problem in large scale multiplication of it for commercial

purposes. It is also susceptible to severe iron deficiency under alkaline conditions. Most of these factors are influenced by rootstock which is the major contributor to tree performance and longevity as it determines tolerance to various biotic and abiotic stresses. No one rootstock can be rated as an ideal rootstock for all situations.

Hence, breeding of new peach rootstocks having Root-Knot Nematode (RKN) resistance along with useful horticultural traits viz. easy of propagation, adaptation to the new environments and diverse soils has become very essential. Breeding of peach rootstocks for high RKN resistance with good adaptation to alkaline soils with graft compatibility and rooting ability will be crucial for sustainable stone fruit production in the subtropics of North West India. The present study was conducted to develop new hybrid rootstock seedlings for peach.

2. MATERIALS AND METHODS

This experiment was conducted at Fruit Research Farm of the Department of Fruit Science, Punjab Agricultural University, Ludhiana during the year 2016 to 2018. The experimental site is situated at 75°86' E longitude, 30°90' N latitude and an elevation is 244 m above mean sea level. The average maximum temperature ranges between 12.9 to 33.9°C and the average minimum temperature ranges between 5.7 to 26.9°C. The average annual rainfall of this area is about 885 mm. Out of this, 75 per cent received during monsoon period i.e. July to September. The experiment was laid out in a randomized block design with five replications.

The crosses were made within the parents Sharbati (S), Flordagaurd (FG) and Kala amritsari (KA). Phenological and fruit characteristics of parent and growth parameters of the hybrid seedlings along with their parents were recorded based on Descriptors for Peach (Anon, 2010) for each genotype. The plant growth characteristics like plant height, seedlings girth, leaf blade length and width and internodal length etc. were measured with the help of scale and Digital Vernier's Calliper (Mitutoyo Inc, Japan). Days taken for stratification and germination percent was recorded from the seeds when seeds are kept along with moist media containing cocopeat, vermiculite and perlite (2:1:1). Seeds were stratified in the medium inside well perforated polybag at 4±2°C temperature till >80 % seeds showed radicle emergence was considered as time taken to stratification. Stratified seeds are sown in trays at the time of sowing seed

germination percent was worked out. After establishment of seedlings of parents and F₁ hybrids in pot trays were planted under uniform field conditions and 25 uniform healthy seedlings were maintained for each genotype. The plants were raised as per the recommended package and practices for peach cultivation in lower hills or sub-tropical conditions. Each plant was tagged for recording the observations.

The viability of pollen was tested in 1% acetocarmine solution. One to two drops of acetocarmine solution was taken on the clean glass slide and then the pollen grains were dusted carefully on the slide. Just after dusting of pollen grains, a cover slip was placed carefully to avoid the formation of air bubble in acetocarmine solution and examined under the microscope. Deeply stained and normal looking pollen grains were counted viable, while shrivelled, lightly stained or colourless were considered as non-viable pollen grains. Leaf colour was measured by a Hunter Lab Colour difference meter (ColorFlex®, EZ, USA). The chromacity L, a and b values were obtained from the Hunter Lab Colour meter. L ranges from 0 (black) to 100 (white) which represents the lightness of the fruit colour. Chromacity 'a' represents redness (+a) or greenness (-a) and 'b' depicts yellow (+b) or blue (-b) colour. The chroma (C) was calculated as $C = (a^2 + b^2)^{1/2}$ which shows the intensity of colour saturation from dull to vivid colour depicted by low to high values, respectively. The hue angle (h°) was calculated by equation $\tan^{-1} b/a$; represents red at 0° or 360° , yellow at 90° , green at 180° and blue at 270° . Chlorophyll level was measured as SPAD value taken by a chlorophyll meter (SPAD 502 plus Konica Minolta Sensing, Europe B.V.). The leaf area of parents and hybrid seedlings was measured by using Leaf Area Meter (CI-203 Area Meter) and expressed in square centimetres (cm²).

The pooled data were subjected to analysis of variation (ANOVA) using Randomized Block Design (Fisher 1950). The mean separation was done using least significant difference (Fisher's LSD) at $P \leq 0.05$ following significant *F* test.

3. RESULT AND DISCUSSION

In general, flowering was late in the year 2017-18 as compared to 2016-17 (Table1). Variation was recorded in all the three genotypes with respect to phenological characteristics viz. flowering season in both the years. In both the years, the earliest bud burst was observed in Sharbati (1st February and 22nd January) followed by Floraguard (6th February and 24th January) while the latest bud burst was observed

in Kala Amritsari (9th February and 30th January) in 2017 and 2018, respectively. Similarly, the earliest initiation of flowering was recorded in Sharbati (6th and 1st February) followed by Floraguard (14th and 6th February) and latest in Kala Amritsari (14th and 4th February) respectively, in the year 2017 and 2018. The date of full bloom was also earliest in Sharbati (14th and 9th February) followed by Floraguard (18th and 13th February) and Kala Amritsari (22nd and 10th February) respectively in both years 2017 and 2018. The cultivar Sharbati was the earliest to show end of flowering (24th and 20th February) followed by Floraguard (28th and 20th February) and Kala Amritsari (27th and 17th February) in 2017 and 2018, respectively. The duration of flowering did not show any significant variation over the years (Table4). The pooled data for duration of flowering showed that longest duration of flowering in both years (19.60 days) was recorded in Sharbati, followed by Floraguard (15.40 days) and the shortest duration (13.00 days) was recorded in Kala Amritsari.

Table 1 Phenological characteristic of low chill peach cultivars during 2017 and 2018.

Genotype	Date of bud swell		1 st opening of flower		Date of full bloom		End date of flowering		Date of fruit harvest	
	2017	2018	2017	2018	2017	2018	2017	2018	2017	2018
Sharbati	1 st Feb	22 nd Jan	6 th Feb	1 st Feb	14 th Feb	9 th Feb	24 th Feb	20 th Feb	12 th -21 st June	8 th - 19 th June
Flordagurd	6 th Feb	24 th Jan	14 th Feb	6 th Feb	18 th Feb	13 th Feb	28 th Feb	21 st Feb	20 th -28 th June	16 th -26 th June
Kala Amritsari	9 th Feb	30 th Jan	14 th Feb	4 th Feb	22 nd Feb	10 th Feb	27 th Feb	17 th Feb	8 th -12 th May	6 th -11 th May

The variability in flowering behaviour is a varietal characteristic. The variation in time of flowering may be due to climatic reasons (accumulation of chilling units and growing degree days) required to break bud dormancy in various genotypes. (Sharma *et al.* 2012) also observed variation in floral characteristics among the different peach varieties with Suncrest was earliest to flower while, Glohaven was the latest. Likewise, (Joshi *et al.* 2017) also recorded variation in the flowering traits in peach with earliest flowering in Tropic Beauty followed by Pratap, Saharanpur Prabhat, Redhaven and July Elberta.

The pooled result (Table 2) indicated that highest fruit set was recorded in SharbatixFloraguard (36.88%) followed by FloraguardxSharbati (26.00%), SharbatixKala Amritsari (23.36%) and lowest pooled value for fruit set found in Kala Amritsari xFloraguard (17.82%). Mean pooled value for fruit drop

Sharbatix Flordagurd	36.41	37.35	36.88	61.68	59.84	60.76	38.31	40.15	39.23	118.8	118.4	118.6
SharbatixKa la Amritsari	22.96	23.76	23.36	94.62	91.33	92.98	6.37	8.68	7.53	120.4	120	120.2
Flordagurd xSharbati	25.67	26.32	26.00	59.45	61.74	60.60	40.38	38.27	39.32	128.4	130.4	129.4
Kala Amritsari x Flordagurd	17.28	18.35	17.82	70.09	75.38	72.74	30.91	24.08	27.49	111.4	110.8	111.1
SE	1.08	0.90	0.70	1.24	1.23	0.87	0.85	1.16	0.72	2.51	1.62	1.49
Mean	25.58	26.45	26.01	71.46	72.07	71.77	28.99	27.79	28.39	119.75	119.9	119.83
CV	6.71	5.36	6.05	2.75	2.70	2.72	4.65	6.58	5.66	3.31	2.13	2.78
CD(P=<0.01)	2.36	1.95	1.45	2.70	2.68	1.80	1.86	2.52	1.48	5.46	3.52	3.08

The data on the days taken for stratification showed (Table 3) that 82.78 per cent seeds of Floraguard got germinated after 32 days' stratification period. After 60 days, 97.78% germination was recorded in Floraguard. In S, 43.64 per cent seeds have taken germination time of 90 days and after 105 days of stratification, 80 per cent seeds were germinated. In Kala Amritsari, 73.33 per cent seed germination was recorded after 90 days stratification period. The seeds from the cross SharbatixFloraguard showed staggered germination from 7.91% at 30 days to 88.38% at 105 days from the initiation of stratification. While, in FloraguardxSharbati the seed germination staggered between 30.88% at 60 days to 83.82% at 90 days of stratification. In Kala Amritsari x Floraguard, 83.78% seed germination was recorded at 60 days of stratification period. (Ledia *et al.* 2012) have reported that seed germination in peach seeds after the stratification period was associated with the reduction in Abscisic acid (ABA) and most of which is reduced in the very first week of stratification. They further concluded that peach genes ppa005020m, ppa004957m and ppa025943m which codes for an ABA 8'-hydroxylase-like and two ABA glucosyl transferase like genes, respectively were also induced by stratification. Many genes which were down-regulated during the period of breaking of bud dormancy in plants after the accomplishment of the chilling requirement of a variety were also subdued by stratification in embryos. This suggests a common regulatory pathway for the release of dormancy in buds as well as seeds.

Table 3: Percent of seed stratified at different interval in hybrid seeds of different crosses.

Genotypes	30 days	45 days	60 days	75 days	90 days	105 days
Sharbati	-	-	-	-	43.64	80.00
Flordagurd	82.78	-	97.78	-	-	-

Kala Amritsari	-	-	-	-	73.33	-
Sharbatix Flordagurd	7.91	33.67	41.58	52.69	75.93	88.38
SharbatixKala Amritsari	-	-	47.83	69.57	-	-
Flordagurd xSharbati	-	-	30.88	57.35	83.82	-
Kala Amritsari x Flordagurd	-	-	83.78	-	-	-

The variation in germination time may a genotypic effect. Cultivar Halford took longer stratification time to germinate as compare to Nemaguard a low chill cultivar (Mehanna and Martin 1985). (Malcolm *et al.* 2003) also found that stratification period of seed at 5°C varied from 1344 hour for Floraguard and Okinawa and up to 2352 hours in Golden Queen. (Guerriero and Scalabrelli 1985) recorded variation in the seed germination of several peach line rootstocks from 60 to 103 days. At 6±2°C stratification temperature, the seeds of Okinawa, Nemaguard, Elberta and Lovell germinated after completion of 425, 775, 900, and 1,075 hours chilling, respectively.

The highest pooled value for seed germination (Table 4) was recorded in Floraguard (97.15%) which did not differ significantly with the seed germination in SharbatixFloraguard (88.97%). It was followed by seed germination in FloraguardxSharbati (86.48%), Kala AmritsariFloraguard (82.37%) and S (80.69%). The minimum pooled seed germination % value was observed in Kala Amritsari (73.07%) and in SharbatixKala Amritsari (70.81%). The seeds of early maturing low chill peach and nectarine are physiologically immature at fruit maturity and show very poor seed germination. An efficient protocol for seed germination is needed for peach breeding programme for recovery of new hybrids (Carceles *et al.* 2012). (Shaltout *et al.* 2015) recorded high seed germination percentage (68 to 74%) in peach rootstock hybrids from Om El-Fahm x Okinawa and M. Dalet x Okinawa; and also in parents following self-pollination. Similarly, (Singh *et al.* 2017) also recorded high germination % in hybrid seeds from Florda Glo x Tropic Sweet (81.5%), Tropic Beauty x Florda Grand (80.3%) and Florda Grand x Tropic Beauty (68.0 %). While, minimum in Sun Coast x Punjab Nectarine (37.7%) and Punjab Nectarine x Suncoast (43.1%).

Table 4: Seed germination percent and duration of flowering.

Varity	Seed Germination Percent			Duration of Flowering		
	2017	2018	Pooled	2017	2018	Pooled
Sharbati	80.07	81.31	80.69	19.8	19.4	19.60
Flordagurd	97.78	96.52	97.15	14.6	16.2	15.40
Kala Amritsari	73.12	73.03	73.07	13.2	12.8	13.00
Sharbatix	89.69	88.24	88.97	-	-	-

Flordagurd						
SharbatixKala Amritsari	69.37	72.24	70.81	-	-	-
Flordagurd xSharbati	85.44	87.52	86.48	-	-	-
Kala Amritsari x Flordagurd	83.45	81.28	82.37	-	-	-
SE	1.79	1.58	1.19	0.67	0.81	0.53
Mean	82.70	82.88	82.79	15.87	16.13	16.00
CV	3.42	3.02	3.22	6.71	7.92	7.35
CD(P=<0.01)	3.69	3.27	2.40	1.55	1.86	1.12

The higher germination percentages in the hybrids and the parents in the present studies might be due to higher fruit development period (>100 days) of the seed parent. Fruit development period is a common index for embryo maturity used by peach breeders. The peach varieties which have a fruit developmental period of <80 days need embryo rescue for successful seed germination while, the varieties having a fruit development period of more than >100 days can be germinated after stratification before the drying of the seeds (Byrne and Bacon, 2004).

The highest pollen viability in case of stored as well as fresh pollen was observed in pollen grains of Floraguard (96.26 and 97.58%) (Fig. 1) followed by Kala Amritsari (95.14% and 96.73%) and minimum in Sharbati (90.89% and 96.60%). Similarly, (Joshi *et al.* 2017) recorded maximum pollen viability in fresh pollen during 2013 and 2014 in Saharanpur Prabhat (97.34% and 94.33%), but minimum in Pratap (93.99% in 2013) and in Tropic Beauty (90.99% in 2014). While, in stored pollen highest in Saharanpur Prabhat and Pratap (93.40% and 92.67%) and minimum in Tropic Beauty (90.93%) respectably during both years. Likewise, (Meena *et al.* 2011) reported highest pollen viability in Shan-i-Punjab (94.28%) followed by Flordasun (92.65%) and Partap (91.44%).

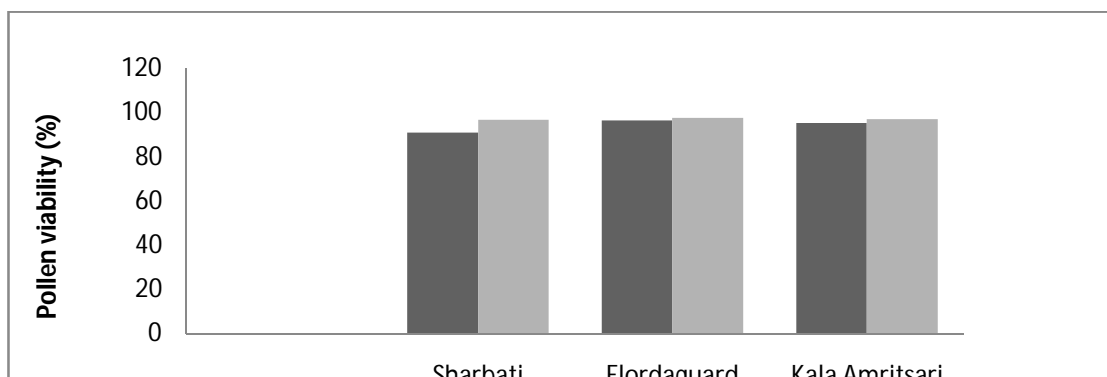


Fig.1: Pollen Viability percent of stored (13month) and fresh pollens of parents.

The data pertaining to the plant growth parameters of the hybrids and the parents were presented in Fig.2 and 3. As discussed earlier, out of the four crosses attempted the crosses SharbatixFloraguard and FloraguardxSharbati showed high fruit retention and survival of the seedlings. However, the fruit retention was very poor in SharbatixKala Amritsari. In Kala AmritsariFloraguard also there was poor fruit retention and survival of the hybrid seedlings. Hence, the crosses SharbatixKala Amritsari and Kala AmritsariFloraguard were not taken for further studies due to availability of very limited number of hybrid seedlings.

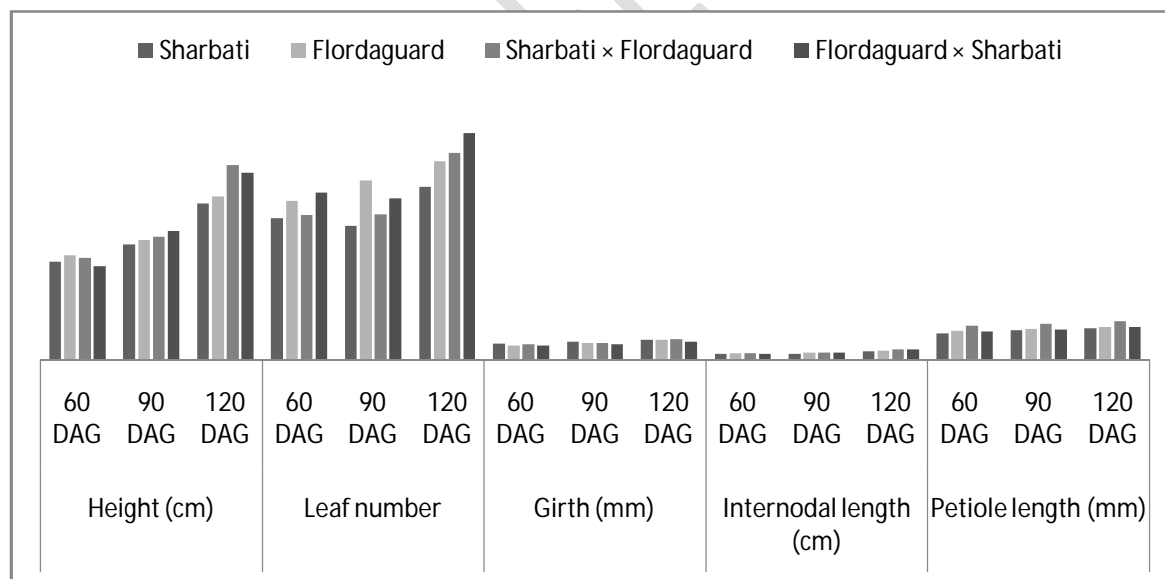


Fig.2: Seedling height, leaf number, girth, internodal length and petiole length of and hybrid seedlings.

All the genotypes under study did not show any significant differences in plant height at 60 and 90 days after germination. However, the highest plant height at 120 days after germination was recorded in

hybrid seedlings of SharbatixFloraguard (30.48 cm) followed by FloraguardxSharbati (29.30 cm), Floraguard (25.55 cm) and Sharbati (24.51 cm). The leaf numbers also showed no significant difference at 60 days after germination. At 120 days after germination, maximum leaf number was recorded in seedlings in the seedlings of FloraguardxSharbati (35.50) which did not differ significantly with the leaf number in seedlings of SharbatixFloraguard (32.35). It was closely in Floraguard (31.13). The minimum leaf number was recorded in the seedlings of Sharbati at all the three stages. The maximum internodal length at 60 days after germination was recorded in SharbatixFloraguard (1.14 cm) followed by Floraguard (1.09 cm) and FloraguardxSharbati (0.98 cm). While, at 120 days maximum internodal length was recorded in the seedlings of FloraguardxSharbati (1.70 cm) which did not differ significantly from internodal length in SharbatixFloraguard. However, minimum internodal length recorded in seedling of Sharbati (0.96, 1.02 and 1.39 cm) respectively at all the three growth stages. The highest petiole length was recorded in SharbatixFloraguard (5.44, 5.65 and 6.13mm) followed by Floraguard (4.64, 4.93 and 5.20 mm), FloraguardxSharbati (4.48, 4.80 and 5.20 mm) and minimum in Sharbati (4.18, 4.69, and 5.00 mm) at 60, 90 and 120 days after germination, respectively.

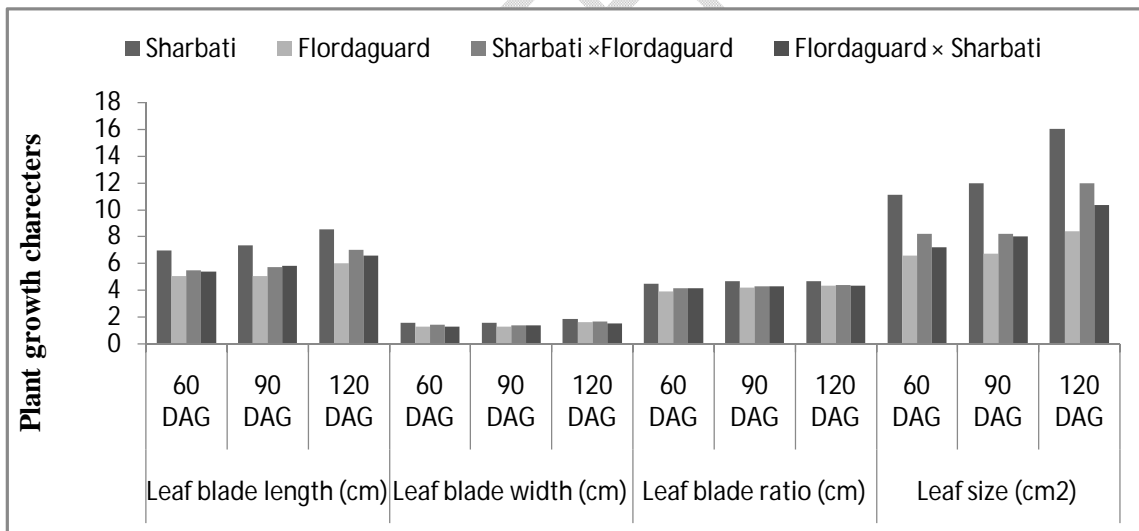


Fig.3: Leaf blade length, Leaf blade width, Leaf blade ratio and leaf size of parents and hybrid seedlings.

Highest leaf blade length at all three stages were recorded in Sharbati (6.97, 7.35 and 8.57 cm) and minimum in Floraguard (5.5, 5.07 and 6.03 cm) respectively. In case of hybrids, the seedlings of SharbatixFloraguard (5.49, 5.73 and 7.02 cm) shows higher leaf blade length than FloraguardxSharbati

(5.41, 5.83 and 6.39 cm). Similarly, maximum leaf blade width was recorded in Sharbati (1.56, 1.59 and 1.84 cm) followed by SharbatixFloraguard (1.43, 1.38 and 1.69 cm), FloraguardxSharbati (1.31, 1.37 and 1.53 cm) and minimum in Floraguard (1.28, 1.30 and 1.60 cm) respectively at all the three stages. Leaf blade ratio showed significant difference only at 60 days after germination. The maximum leaf size was recorded at all the three stages in Sharbati (11.12, 11.99, and 16.06 cm²) followed by seedlings of SharbatixFloraguard (8.23, 8.22, and 11.99 cm²) and FloraguardxSharbati (7.23, 8.04, and 10.36 cm²), while, minimum was recorded in Floraguard (6.11, 6.73 and 8.40 cm²) respectively at 60, 90 and 120 days after germination. The differences in growth parameters may be due to the genotypic variations growth habit of parents and their progeny. Similarly, (Singh *et al.* 2017) also recorded variation in the plant growth parameters of hybrid seedlings. The seedlings of Florida Glo x Tropic Sweet showed highest plant height (160.0 cm) and number of branches (13) after 11 months of transplanting. Higher seedling growth was recorded in crosses whose seed parent had lower chilling requirement and higher fruit development period. Likewise, in almond and peach hybrid seedlings, (Shaltout *et al.* 2015) recorded variation in seedling height; stem girth and number of leaves.

No significant variation was observed in the leaf characteristics of the parents and hybrids (Table 5). The common alternate leaf arrangement and lanceolate shape with acute at base and more acute at apex was observed in all the peach genotypes, while in Kala Amritsari broadly ovate leaf shape observed. Leaves of Floraguard and both hybrids showed dark reddish green colour on upper side and light reddish green in lower side of leaves.

Table 5: Leaf characteristics of different genotype of peach.

Genotype	Leaf shape	Leaf Surface	Leaf bladed margin	Arrange ment of leaves on shoot	Petiole gland	Shape of petiole gland	Leaf blade shape in cross section	Leaf blade angle at base	Leaf blade angle at apex	Leaf blade-Red mid vine
Sharbati	Lanceolate	Smooth	Crenate	Alternate	Present	Reniform	Flat	Acute	Small	Absent
Flordagurd	Lanceolate	Smooth	Crenate	Alternate	Present	Reniform	Flat	Acute	Small	Present
Kala Amritsari	Broadly ovate	Smooth	Shallow Serrate	Alternate	Absent	NA	Flat	Right	Small	Present
Sharbatix	Lanceolate	Smooth	Crenate	Alternate	Present	Reniform	Flat	Acute	Small	Present

Flordagurd										
Flordagurd ×Sharbati	Lanceolate	Smooth	Crenate	Alternate	Present	Reniform	Flat	Acute	Small	Present

Crenate leaf blade margin with smooth leaf surface was observed in peach genotypes, but shallow serrated in Kala Amritsari with upper side smooth and presence of pubescent in lower surface of leaf. The leaf blade-red mid-vein on the lower surface of newly leaves was present in Floraguard, Kala Amritsari and in both the hybrids (Sharbati×Floraguard and Floraguard×Sharbati), but it was not observed in the leaves of Sharbati. Results of leaf characteristics are in accordance with findings of (Chalak *et al.* 2006) who observed lanceolate leaf shape with crenate leaf margin and reniform petiole gland shape in 19 out of 27 accessions and circular shape in the rest eight accessions of peach. Similarly, (Byrne and Bacon 2004) found that the leaves of variety Tex Prince were medium to large, lanceolate with acute base and sharply acute at the apex. (Ogasanovic 1998) noted that the leaves of cultivar Dora peach were dark green on the upper side and light green on lower side.

A significant variation in leaf colour (L, a, b, chroma and hue) was observed among the different genotypes (Fig. 4). The maximum lightness (L value 37.06), greenness (a value -9.40), yellowness (b value 18.39), chroma (21.23) and hue angle (115.72) was recorded in Sharbati. The minimum lightness (L value 25.31), greenness (a value -0.52), yellowness (b value 10.84), chroma (10.76) and hue angle (92.78) was recorded in Floraguard. The leaf colour values of both the hybrids, Sharbati×Floraguard and Floraguard×Sharbati were similar to Floraguard. The presence of red leaves in the seedlings from the crosses Sharbati×Floraguard and Floraguard×Sharbati may be due to the dominance of red leaf colour over green in Floraguard (Pinochet *et al.* 2002).

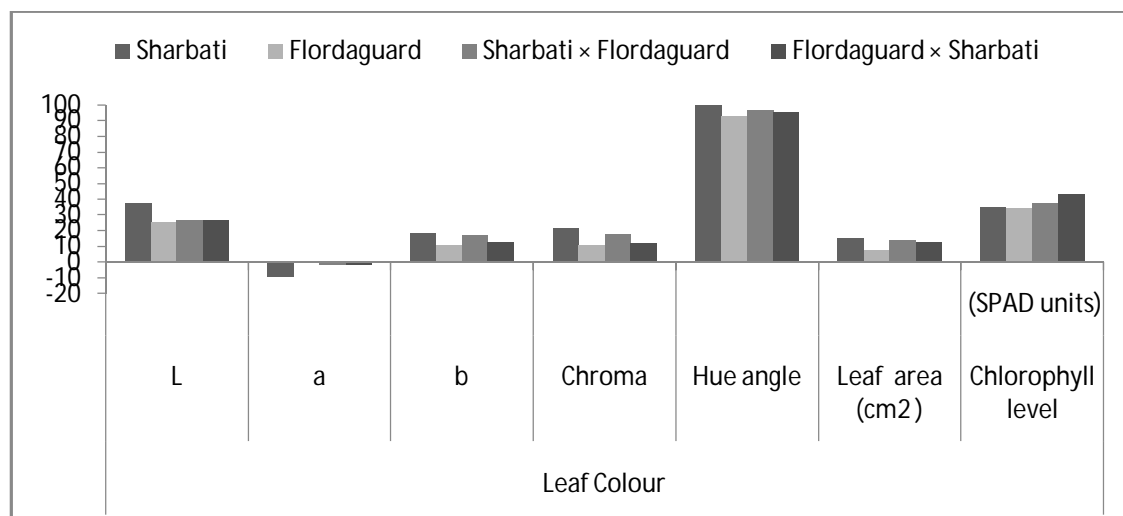


Fig.4: Leaf colour (L, a, b value), leaf area and Chlorophyll level at 150 days after germination of parents and F1 seedlings of peach.

Chlorophyll level (Fig. 4) in terms of SPAD units were highest in seedlings of Flordaguard×Sharbati (42.87) which was at par with the SAPD values recorded in the SharbatixFlordaguard. The SPAD value in SharbatixFlordaguard (37.40) did not differ significantly from the SPAD values in Sharbati and Flordaguard seedlings. The higher SPAD units in Flordaguard×Sharbati may be due to the presence of darker green colour leaves. The lower SPAD unit's seedlings of Sharbati may be due to the lighter green colour. (Guler and Buyuk 2007) found high correlation among leaf chlorophyll (SPAD values), leaf N and yield of cucumber. (Shaaban and El-Bendary 1999) also found that adequate leaf nitrogen concentration range was proportional to SPAD meter reading in cucumber.

There was significant difference in leaf area in six month old seedlings of peach hybrids (Fig. 4). Maximum leaf area was recorded in Sharbati (14.53 cm²) followed by hybrid seedlings of SharbatixFlordaguard and Flordaguard×Sharbati (13.59 cm² and 12.16 cm², respectively). However, minimum leaf area was recorded in Flordaguard (7.40 cm²)

The higher leaf area value in S and SharbatixFlordaguard in comparison to Flordaguard might be due to it's genotypic behaviour. (Sharma *et al.* 2012) found variation among cultivars for leaf area with maximum leaf area in Early Elberta. (Singh *et al.* 2005) found variation among peach varieties for leaf area with maximum leaf area in Shan-i-Punjab peach followed by Early Grand, Florda Prince and Sharbati.

4. CONCLUSION

Hybrid seedlings obtained from the crosses Sharbati × Floraguard and Floraguard × Sharbati showed good nursery characters than the seedlings of Sharbati and Floraguard. The leaves of Floraguard and both the hybrids showed dark red to purplish colour on upper side and light reddish green in lower side of leaves. The hybrid seedlings from both the crosses showed the dominant red leaf colour of Floraguard. Hence, these seedlings can be put for a long term evaluation to identify some better candidate rootstock(s) for peach.

REFERENCES

- Anonymous: *Descriptors for Peach*, International Union for the Protection of new Varieties of Plants, Geneva 2010. <https://www.upov.int/portal/index.html.en>
- Byrne DH and Bacon TA Texaprice a mid season medium chill peach. *Hortic Sci.* 2004,**39**:631-32.
- Carceles I, Carrillo A, Perez M and Cos J. Comparison of stratification methods for peach seeds. *Acta Hort.* 2012,**962**:203-08.
- Chalak L, Chehade A, Elbitar A, Cosson P, Zanetto A, Dirlewanger E and Laigret F. Morphological and molecular characterization of peach accessions (*Prunus persica* L.) cultivated in Lebanon. *Lebanese Science Journal.* 2006,**7**:23-31.
- Fisher RA. *Statistical Methods for Research Workers*. Oliver and Boyd. Edinburgh; 1950.
- Guerriero R and Scalabrelli G. Effect of stratification duration on seed germination of several peach line rootstocks. *Acta Hort.* 1985, **173**: 185-90.
- Guler S and Buyuk G. Relationships among chlorophyll-meter reading value, leaf N and yield of cucumber and tomatoes. *Proc III Balkan Symposium on Vegetables and Potatoes.* 2004.
- Johnson CE, Wilson PW, Boudreaux JE and Graham CJ. La Sweet Peach. *Hortic Sci.* 2004,**39**:192-93.
- Joshi M, Kumar K, Chauhan N and Kumari M. Selection and Performance of Peach (*Prunus persica* (L.)Batsch) cultivars for Hybridization in Himachal Pradesh, India. *Int J Curr Microbiol App Sci.* 2017,**6**:3714-22.
- Kanwar JS, Chanana YR and Kaundal GS. Development of new cultivars of peach for the sub-tropics of India. *Acta Hort.* 2002,**592**:103-07.

- Leida C, Conejero A, Arbona V, Gomez-Cadenas A, Llacer G and Badenes M. Chilling-dependent release of seed and bud dormancy in peach associates to common changes in gene expression. *PLoS One*. 2012,**7**:35777.
- Liu X, Reighard GL, Swire-Clark GA, Bridges WC, Abbott AG and Baird WV. Chromosomal regions associated with peach tree short life syndrome. *Acta. Hortic*. 2012,**929**:19-26.
- Malcolm PJ, Holford P, Mc Glasson WB and Newman S. Temperature and seed weight affect the germination of peach rootstock seeds and the growth of rootstock seedlings. *Sci Hortic*, 2003,**98**:247-56.
- Meena BL, Chandra A, Kaul MK, Meena RK and Meena HR. Study on floral biology in peach cultivars in Sriganganagar district of Rajasthan *Prog Hortic*, 2011,**42**:315-19.
- Mehanna HT and Martin GC. Effect of seed coat on peach seed germination. *Sci Hortic*. 1985,**25**:247-54.
- Neamtu M, Barbulescu A, Petcu A, Ilie A, Vlad M M and Rosca I. Evaluation of a germplasm collection of some fruit tree varieties concerning genetic resistance to abiotic factors. *Acta Hortic*. 2009,**814**:835-39.
- Ogasanovic D. Dora a medium late good quality peach cultivar. Proc 4th *Int Peach Symposium*. pp193-96. Bordeaux, France, 1998.
- Pinochet J, Fernandez C, Cunill M, Torrents J, Felipe A, Lopez MM, Lastra B and Penyalver R. Response of new interspecific hybrids for peach to root-knot and lesion nematodes and crown gall. *Acta Hortic*.2002,**592**:707-16.
- Rubio-Cabetas MJ. Present and future trends in peach rootstock breeding worldwide. *Acta. Hortic*. 2012 ,**962**:81-90.
- Egilla JN and Byrne DH. The search for peach rootstocks tolerant to alkalinity. *Fruit. Var. J*. 1989,**43**:7-11.
- Shaaban MM and El-Bendary AA. Evaluation of nitrogen status for snap bean, potatoes and cucumber under field conditions using a portable chlorophyll meter. *Alexandria J Agric Res*. 1999,**44**:191-200.
- Shaltout AS, Wakeel HE, Nahla AA and Ghada S. Production of new almond-peach hybrid rootstocks resistance to root-knot nematode. *Br Biotechol J*. 2015,**6**:126-35.

- Sharma DP, Thakur S and Sharma N. Comparative studies on growth, flowering and fruiting behavior of new introductions of peach cultivars with July Elberta under mid hill conditions of Himachal Pradesh. *Progre Hortic.* 2012,**44**:206-10.
- Singh AK, Sharma RM, Kher R and Jasrotia A. Introduction and Evaluation of Pear and Peach Cultivars under Subtropics of Jammu Region. Proceeding 7th International Symposium on Temperate Zone Fruits in the Tropics and Subtropics-Part Two. 2005,**696**:25-29.
- Singh H, Kaushal V, Thakur A, Jawandha SK and Sharma SK. Effect of rootstocks on vegetative and fruit characteristics of peach. *J. Res. Punjab. Agric. Univ.* 2010,**47**:34-38.
- Singh H, Thakur A and Jawandha SK. Summer stratification and germination: A viable option for recovery of hybrid seedlings in low chill peach and nectarines. *Indian J. Hort.* 2017,**74**:151-55.
- Ye H, Wanf W, Kiu G, Zhu L and Jia K. Resistance mechanism of Prunus rootstocks to root-knot nematode, *Meloidogyne incognita*. *Fruits.* 2009,**64**: 295-303.