

Galactic cosmic-ray production at the equator and magnetic poles at the minimum and maximum solar activity

ABSTRACT

Cosmic radiation, which was discovered by Viktor Hess in 1928, is composed of charged particles, created and possibly accelerated in the remains of supernovas, and which propagate in the galaxy. The measurement of cosmic ray fluxes allows to put constraints on their sources and their transport, but also to consider the problem of these radiations in the terrestrial environment. It is to answer these questions, that a numerical simulation code is established through the equations of HEAPS (1978) to evaluate this galactic flux in the upper atmosphere. The work proposed in this article is to estimate the production of galactic radiation at the equator and magnetic poles at the minimum and maximum of solar activity.

On the other hand, the Sun emits a plasma which interacts with the particles of the cosmic radiation, modifying the fluxes resulting from the propagation in the galaxy. This modification evolves in time following the solar activity cycle and is called solar modulation.

From this work, it appears that the magnetospheric geoefficiency depends on the geomagnetic latitude, and a high production at the magnetic poles. Since the cosmic ray intensity is affected by the interplanetary magnetic field, the galactic production is small during maximum solar activity and large at minimum solar activity. Serve to help institute evidence-based food controls in the meat industry in developing countries such as Kenya. Risk assessment is still within reach to help improve the food safety situation of the country through utilization of the most cost-effective approach.

Keywords: Galactic cosmic radiation, magnetic poles, magnetic equator, solar activity.

1. INTRODUCTION

Life on Earth was made possible by the atmosphere and the Earth's magnetic field. Indeed, without these two, the earth's soil would be bombarded by an enormous quantity of high-energy particles and radiation, making any form of life impossible; this is probably why there is no life elsewhere in the Universe [1-8]. Irradiance can nevertheless be detected at ground

level where the contribution to population exposure is small [9]. On the other hand, astronauts going into space are exposed to a higher dose of radiation. Airplanes and their occupants are also exposed [10-17]. Cosmic radiation is one of the major health hazards during space flight. The strength and turbulence of the interplanetary magnetic field vary with the solar activity cycle [18-22]. The cosmic radiation intensity has a minimum during periods of high solar activity and a maximum around the minimum of the solar cycle [23]. The variations of the solar magnetic field are certainly a major factor in the perturbations affecting the Earth, but they also constitute a screen against the charged particles coming from outside the solar system [24-29]. The present work consists in assessing the Galactic cosmic irradiance at the magnetic equator and poles during the minimum and maximum of solar activity in the Earth's environment. This raises important questions that are still open about these effects on the atmosphere and also on human health. Since solar activity is known to follow an average cycle of eleven years, it is possible to predict the exposure to galactic radiation in the atmosphere over several years.

2. MATERIALS AND METHODOLOGY

Parameterized relations for the calculation of the Galactic cosmic ray production given by HEAPS were used to characterize the non-solar radiation [30-31]. Before determining the Galactic production in the atmosphere, we have defined a key parameter to translate the magnetospheric geo-efficiency. This parameter is called the geomagnetic cutoff strength and is given by **equation 1**

$$R_c = 14,9 * \cos^4 \varphi \quad 1$$

This parameter reflects the state of the Earth's geomagnetic field lines where is the magnetic stiffness expressed in and is the geomagnetic latitude expressed in degrees.

For the production of radiation, a numerical calculation through some equations of HEAPS (1978) allowed quantifying this radiation in the lower ionosphere. **Equation 2** allows for calculating the production of cosmic radiation according to the solar activity, the density of the air, and also magnetic latitude.

$$P_{gr} = (A + B * \sin^4 \varphi) * 3 * \exp[17 * (1 - C)] * M^C \quad (\text{cm}^{-3} \cdot \text{s}^{-1}) \quad 2$$

for $M > 3 * \exp[17 * (1 - C)]$

With

$$A = 1,74 * \exp[17 * (1 - C)] / \text{s}^{-1}$$

$$B = 2,84 * \exp[17 * (1 - C)] / \text{s}^{-1} \quad (\text{Minimum solar activity})$$

$$B = 1,93 * \exp[17 * (1 - C)] / \text{s}^{-1} \quad (\text{Maximum solar activity})$$

$$C = 0,6 + 0,8 * |\cos \varphi|$$

M is the air density and φ is the geomagnetic latitude

The relation allowing calculating of the production of cosmic radiation in the polar zones is given by **equation 3**

$$P_{\text{gcr}} = (A + B * \sin^4 \varphi) * M \quad 3$$

Through these equations, a program was established that we simulated in the MATLAB software for data acquisition.

3. RESULTS AND DISCUSSION

a. Geomagnetic cut-off rigidity

The following figure shows the stiffness as a function of geomagnetic latitude

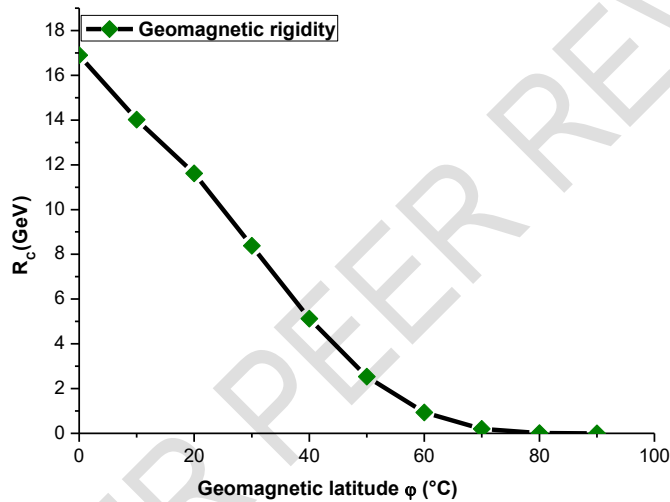
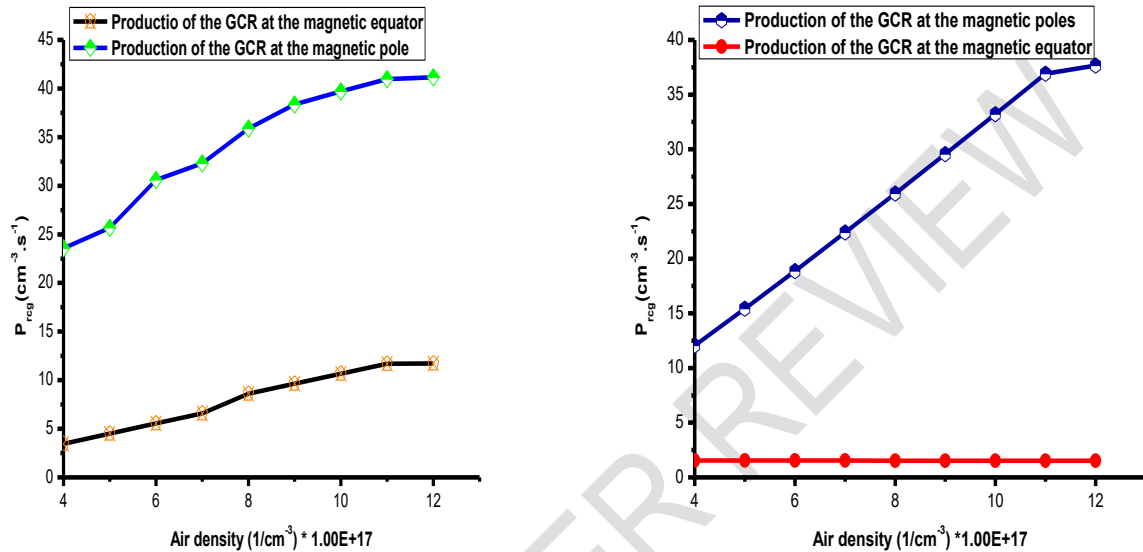


Figure 1: Geomagnetic stiffness as a function of magnetic latitude.

Cosmic rays that have not been deviated from their trajectory by the solar wind must now penetrate the Earth's magnetosphere in order to reach the upper layers of the Earth's atmosphere. For any point in the magnetosphere and for any direction of arrival at this point, there is a value of magnetic stiffness below which the cosmic particle will not reach this point called the geomagnetic stiffness cutoff. The figure shows a total decrease in the magnetic cutoff. The level of rigidity is very important at the magnetic equator than at the magnetic poles. At the magnetic equator, the geomagnetic cutoff stiffness reaches its maximum. This means that in this part the magnetic field lines are resistant. At the Earth's poles, the geomagnetic cutoff strength decreases, resulting in weak magnetic field lines. The geomagnetic cutoff stiffnesses for particles with a non-vertical arrival direction depend on the angle of incidence of these particles.

b. Influence of solar activity (SA) on galactic radiation production

Figure 2 shows the evolution of Galactic cosmic-ray (GCR) production during the minimum and maximum of solar activity as a function of air density at the equator and magnetic poles.



a) Production of the GCR at minimum SA

b) Production of the GCR at maximum SA

Figure 2: Galactic cosmic-ray production at the equator and magnetic poles.

During the minimum of solar activity, the magnetic field and the solar wind become weak, and therefore the extension of the Earth's magnetic field is reduced. In this case, galactic cosmic rays with medium and high energy can pass through the atmosphere without energetically degrading, reaching an altitude of about 50 km. During the maximum of the SA, the atmosphere of the Sun lets escape permanently a flow of particles that fills all the interplanetary medium, which is called the solar wind. The characteristics, especially magnetic, of the solar wind vary with the solar activity and induce a field that keeps the cosmic rays away from the Earth. For this reason, cosmic rays of galactic origin have more difficulty propagating in the solar system. At the magnetic equator, the magnetic field lines are parallel to the surface of the Earth and reflect the incident particles vertically. Because of the state of the magnetic field lines at this level, the particles that can cross the magnetosphere are fewer. At the level of the poles, the state of the field lines weakens or even disappears and these field lines are practically vertical and let the maximum number of cosmic particles through, which explains the high production of the GCR at this level. Other particles then tend to follow the magnetic field lines of force, with all the more "ease" as they

have less energy and thus reach the poles. This is why the areas near the poles (zero stiffness cut-off) are more irradiated than the Equator, which is better protected by the Earth's magnetic field.

c. Comparison of the galactic production according to the solar activity (SA)

In **figure 3**, we present a comparative study of the production of Galactic cosmic-rays at the equator and at the magnetic poles during the minimum and maximum of the SA.

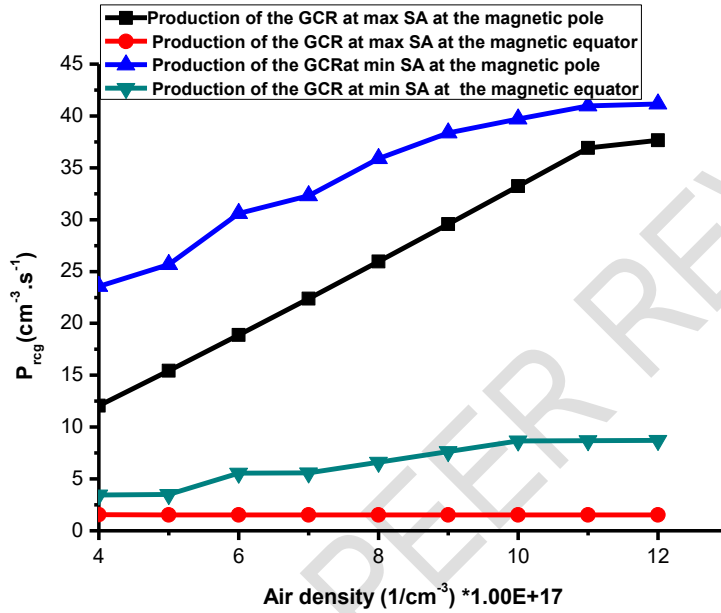


Figure 3: Profiles of cosmic-ray production during the two phases

We observe a maximum production of the GCR at the minimum of the solar activity than at the maximum of the solar activity. It should be noted that at the maximum of the solar activity, the sun induces a magnetic field carried by the solar wind whose intensity varies with the solar activity. The strength and turbulence of the interplanetary magnetic field vary with the solar activity cycle. The intensity of the cosmic radiation has a minimum period of strong solar activity and a maximum around the minimum of the cycle. This is why we have a high production at a minimum than at a maximum. The variations of the solar magnetic field are certainly a major factor in the disturbances affecting the Earth, but they also constitute a screen against the charged particles coming from outside the solar system.

The results found in this part of our study are consistent with those found by Reitz et al, 1993 [32, 33]. The work carried out by J. Marc et al, 1977 also showed that this extrasolar radiation is responsible for the electronic and ionic production in the lower ionosphere (D layer) below 70 Km [34].

4. CONCLUSION

More than a century after the discovery of cosmic rays, many questions remain open about their nature, their origins, and their propagation in the interstellar medium. To try to answer these questions, particle fluxes have been measured since the 1950s. The detectors are inside the solar cavity, the zone of influence of the Sun, which modifies the fluxes coming from the sources and from the galactic propagation. The understanding of this phenomenon, variable in time, is thus a necessary step to putting constraints on the galactic propagation models of the CR. This part of my work consisted in contributing to the estimation of the Galactic radiation flux through a numerical code executed under MATLAB. This allowed me to QUANTIFY the cosmic ray production at the equator and at the magnetic poles at the minimum and at the maximum of the solar activity. It appears from this study that the production is maximum at the magnetic poles whatever the nature of the solar activity. The PRCG has a maximum at the minimum of the solar activity and a minimum at the maximum of the solar activity. It should also be noted that the production depends on the geomagnetic latitude, air density, and also on solar activity. We can conclude by saying that the transpolar routes are more exposed than the transequatorial routes.

COMPETING INTERESTS DISCLAIMER:

Authors have declared that no competing interests exist. The products used for this research are commonly and predominantly use products in our area of research and country. There is absolutely no conflict of interest between the authors and producers of the products because we do not intend to use these products as an avenue for any litigation but for the advancement of knowledge. Also, the research was not funded by the producing company rather it was funded by personal efforts of the authors.

REFERENCES

1. Abe, Fuke, Haino, et al. Measurements of cosmic-ray proton and helium spectra from the BESS-Polar long-duration balloon flights over Antarctica. *ArXiv e-prints*(2015).
2. Abe, Fuke, Haino, et al. Measurements of Cosmic-Ray Proton and Helium Spectra from the BESS-Polar Long-duration Balloon Flights over Antarctica. *ApJ* 822,65 (2016).
3. Abgrall, Aduszkiewicz, Andrieu, et al. Measurements of cross sections and charged ion spectra in proton-carbon interactions at 31 GeV/c. *Phys. Rev. C* 84(3), 034604 (2011).
4. Accardo, Aguilar, Aisa, et al. High Statistics Measurement of the Positron Fraction

in Primary Cosmic Rays of 0.5-500 GeV with the Alpha Magnetic Spectrometer on the International Space Station. *Physical Review Letters* 113(12), 121101 (2014).

5. Ackermann, Ajello, Albert, et al. Inferred Cosmic-Ray Spectrum from Fermi Large Area Telescope γ -Ray Observations of Earth's Limb. *Physical Review Letters* 112(15), 151103 (2014).

6. Adriani, Barbarino, Bazilevskaya, et al. Measurements of Cosmic-Ray Hydrogen and Helium Isotopes with the PAMELA Experiment. *ApJ* 818,68 (2016).

7. Aguilar, Alberti, Alpat, et al. First Result from the Alpha Magnetic Spectrometer on the International Space Station: Precision Measurement of the Positron Fraction in Primary Cosmic Rays of 0.5-350 GeV. *Physical Review Letters* 110(14), 141102 (2013).

8. Aguilar, Aisa, Alpat, et al. Precision Measurement of the Proton Flux in Primary Cosmic-Rays from Rigidity 1 GV to 1.8 TV with the Alpha Magnetic Spectrometer on the International Space Station. *Physical Review Letters* 114(17), 171103 (2015)a.

9. Aguilar, Aisa, Alpat, et al. Precision Measurement of the Helium Flux in Primary Cosmic-Rays of Rigidities 1.9 GV to 3 TV with the Alpha Magnetic Spectrometer on the International Space Station. *Physical Review Letters* 115(21), 211101 (2015)b.

10. Ahn, Allison, Bagliesi, et al. Discrepant Hardening Observed in Cosmic-ray Elemental Spectra. *ApJ* 714, L89-L93 (2010).

11. Aizu, Fujimoto, Hasegawa, et al. Heavy Nuclei in the Primary Cosmic Radiation at Prince Albert Canada. II. *Physical Review* 121, 1206-1218 (1961).

12. Albert, Aliu, Anderhub, et al. Unfolding of differential energy spectra in the MAGIC experiment. *Nuclear Instruments and Methods in Physics Research A* 583, 494-506 (2007).

13. AMS Collaboration, Aguilar, Alcaraz, Allaby, et al. Isotopic Composition of Light Nuclei in Cosmic-Rays: Results from AMS-01. *ApJ* 736,105 (2011). Anderson. The Apparent Existence of Easily Deflectable Positives. *Science* 76, 238-239 (1932).

14. Anderson. The Positive Electron. *Physical Review* 43, 491-494 (1933).

15. Auger, Ehrenfest, Maze, Daudin, and Freon '. Extensive Cosmic-Ray Showers. *Reviews of Modern Physics* 11, 288-291 (1939).

16. Axford, Leer, and Skadron. The acceleration of cosmic-rays by shock waves. *International Cosmic-Ray Conference* 11, 132-137 (1977).
17. Axford, Leer, and Skadron. Acceleration of cosmic-rays by shock waves. Pp.125-134 (1978).
18. Badhwar, Doney, Dennis, and Kaplon. Measurements of the Low-Energy Cosmic Radiation during the Summer of 1966. *Physical Review* 163,1327-1342 (1967).
19. Blandford and Ostriker. Supernova shock acceleration of cosmic-rays in the Galaxy. *ApJ* 237, 793-808 (1980).
20. Radiation at Solar Minimum 1965. *J. Geophys. Res.* 71,1771 (1966).
21. Blasi, Amato, and Serpico. Spectral Breaks as a Signature of Cosmic Ray Induced Turbulence in the Galaxy. *Physical Review Letters* 109(6),061101 (2012).
22. Butikofer, Fluckiger and Desorgher. Characteristics of near real-time cutoff calculations on a local and global scale. Vol.1 of *International Cosmic-Ray Conference* pp. 769-772 (2008).
23. Casadei and Bindi. The Origin of Cosmic-Ray Electrons and Positrons. *ApJ* 612,262-267 (2004).
24. Derbina, Galkin, Hareyama, et al. Cosmic-Ray Spectra and Composition in the Energy Range of 10-1000 TeV per Particle Obtained by the RUNJOB Experiment. *ApJ* 628, L41-L44 (2005)
25. Garrard, Stone, and Vogt. Solar Modulation of Cosmic-Ray Protons and He Nuclei. *International Cosmic-Ray Conference* 2, 732 (1973).
26. Gleeson and Axford. Cosmic Rays in the Interplanetary Medium. *ApJ* 149, L115 (1967).
27. Gleeson and Axford. Solar Modulation of Galactic Cosmic-Rays. *ApJ* 154, 1011 (1968).
28. Gleeson and Urch. A Study of the Force-Field Equation for the Propagation of Galactic Cosmic-Rays *Ap& SS* 25, 387-404 (1973).

29. Gunn and Ostriker. Acceleration of High-Energy Cosmic-Rays by Pulsars. *Physical Review Letters* 22, 728-731 (1969).
30. Heaps, M.G., Parametrization of the cosmic-ray ion-pair production rate above 18 km, *Planet. Space Sei.* 26, 513-517, 1978.
31. Guo and Florinski. Galactic Cosmic-Ray Modulation near the Heliopause. *ApJ* 793, 18 (2014).
32. Haino, Sanuki, Abe, et al. Measurements of primary and atmospheric cosmic-ray spectra with the BESS-TeV spectrometer. *Physics Letters B* 594, 35-46 (2004).
33. Jean-Marc de Comarmond, PhD thesis, "contribution to the study of the low ionosphere by measurements of phase and amplitude of electromagnetic waves at very low frequencies", Université PIERRE et MARIE-CURIE ? Paris VI, July 7, 1977
34. Reitz, G. "Radiation environment in the stratosphere". *Radiat. Prot. Dosim.* ,48, 5-20 (1993).