

Original Research Article

QUALITY EVALUATION OF GRUELS FROM MALTED SORGHUM-MORINGA OLIFERA FLOUR BLENDS

Abstract

Aim: In this study, moringa seed flour was subjected to treatments (boiling and roasting) and used to fortify sorghum flour (Kunun zaki flour).

Study Design: The blend ratios of Kunun zaki flour and Moringa seed flour were 100:0 (control), 95:5, 90:5, 85:15 and 80:20 which were subjected to standard methods for evaluation of physicochemical properties of the flours while flour samples were further processed into a gruel and subjected to sensory evaluation.

Result: The results of the proximate analysis indicated an increase in moisture, protein, fat, ash, and fibre from 9.06 – 9.34, 11.12 – 13.09, 3.64 – 5.74, 2.95 – 3.32, 7.65 – 8.24% respectively and decreased in carbohydrate (65.53 – 60.62%). The pH increased (3.90 – 4.37) while the titratable acidity decreased (0.87 – 0.68). All the phytochemicals (alkaloids, flavonoids, tannins, sterols, phenols, cyanides and phytates) increased as the moringa seed flour was added. The pasting properties of the flour decreased in peak, trough, breakdown, set back and final viscosities from 333.16 – 269.43, 150.79 – 127.56, 182.37 – 141.87, 450.39 – 389.33 and 299.57 – 256.37 RVU respectively. The peak time and pasting temperature increased from 5.36 – 7.53 min and 66.61 – 73.89°C respectively. The addition of moringa seed flour resulted in an increase in vitamins A, C, B1, B2 and B6. It also led to an increase in sodium, composite flour. There was a decrease in the total plate and fungi count. Samples incorporated with roasted moringa seed flour were most preferred to those containing boiled moringa in terms of appearance, aroma, consistency, mouth feel, taste and overall acceptability.

INTRODUCTION

Gruel is a food consisting of some types of cereals such as oat, wheat or rye flour, rice boiled in water or milk. It is a thinner version of porridge that may be more often drunk than eaten and may not need to be cooked. Historically, gruel has been a staple of the Western diet, especially for peasants. Gruel is often made from millet, hemp, barley or, in hard times, from chestnut flour or even the less bitter acorns of some oaks. Though its actual medical use is not proven, the importance of gruel as a form of sustenance has historically been considered for the sick and recently weaned children [1].

In order to meet the challenging food need of man, most especially those in the developing countries, various approaches on the use of underutilised local foods to supplement the daily staples such as millet, maize, corn, cassava, Sorghum and so on has been advocated as a

measure to tackle the root cause of malnutrition in developing countries. The introduction of an agreed approach towards providing adequate and sufficient nutrition is paramount [2]. In order to have a healthy population sufficiently satisfied with adequate nutrition hence, it is essential to exploit underutilized food resources [1].

Sorghum bicolor, commonly called sorghum and also known as great millet, *durra*, *jowari*, or *milo*, is a grass species cultivated for its grain, which is used as food for humans, animal feed, and for ethanol production. Sorghum originated in northern Africa and is now cultivated widely in tropical and subtropical regions [3]. Sorghum is the world's fifth-most important cereal crop after rice, wheat, maize, and barley. *S. bicolor* is typically an annual crop, but some cultivars are perennial. It grows in clumps that may reach over 4m high. The grain is small, ranging from 2 to 4mm in diameter. Sweet sorghums are sorghum cultivars that are primarily grown for foliage, syrup production, and ethanol; they are taller than those grown for grain. Sorghum is an important crop for food and fodder in the semi-arid tropics of the world. Sorghum is a staple food in African and Asian subcontinents. Most of the grain produced in these countries is utilised for human consumption. Though sorghum is known for its nutritional quality, the consumption of this cereal is decreasing due to the easy availability of rice and wheat through the public distribution system and easy methods of processing and cooking of fine cereals (such as rice). Popular foods made in different parts of the world especially in the Indian and African sub-continent include; *Roti*, *Annam*, *SankatiKanji*, *Ogi*, *Agidi* .

Moringa oleifera Lam. belongs to a single genus family *Moringaceae* which has fourteen species. It is commonly called ben oil tree and locally known as *Zogeli* among the Hausa speaking people of Nigeria. It is grown and widely cultivated in the Northern part of Nigeria and many countries in tropical Africa [7]. Moringa seeds have a characteristic taste and could, therefore, serve as a gruel tasting agent while at the same time improving the nutritional value of the gruels [8]. Due to the high nutritional value of moringa seeds, it is very important in the human diet as it can serve as a supplement to a number of food crops [9].

2.0 MATERIALS AND METHODS

2.1 Procurement of materials

Sorghum and *Moringa olifera* seed used in this study were purchased from the Teaching and Research Farm of College of Agronomy, University of Agriculture Makurdi. They were transferred to the dry processing laboratory of the Department of Food Science and Technology, University of Agriculture for subsequent processing.

2.2 Preparation of samples

2.2.1 Preparation of sorghum flour

The method described by [10] was used with slight modifications for the production of fermented sorghum sediment. As shown in figure 1

2.2.2 Preparation of moringa olifera seed flour

The moringa seed flour was prepared by the method described by [11] with slight modifications as shown in Figure 2 below.

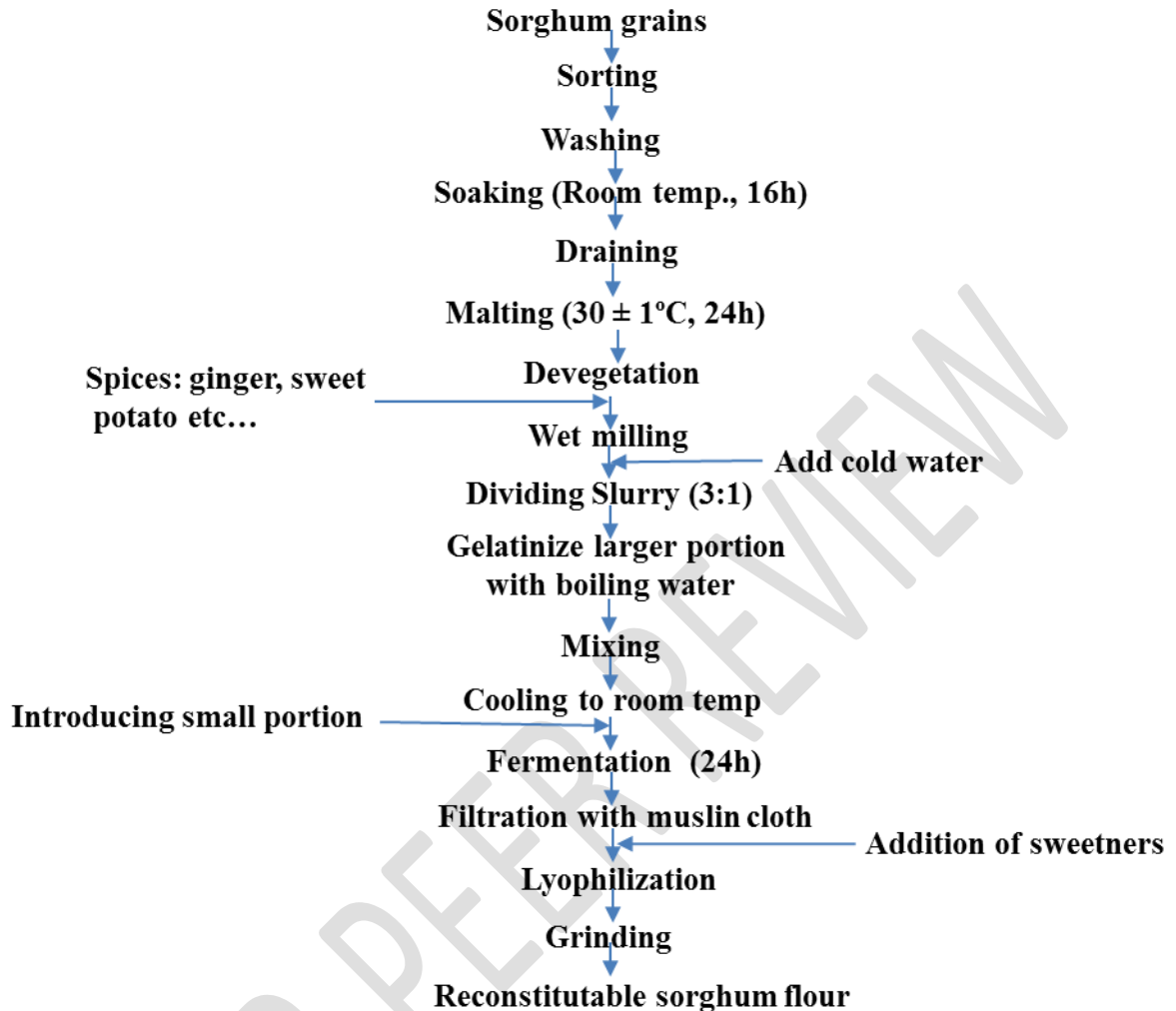


Fig. 1: Flow chart for the production of sorghum flour

Source: [10] modified

2.2.3 Blend formulation of sorghum-moringa seed flours

Preliminary studies were conducted using ratio blends up to 50:50 sorghum flour to moringa seed flour. In order to ascertain the best blend formulation for this study. The blends of up to 50:50 sorghum flour to moringa flour were used to produce a gruel and sensory analyses was carried out based on acceptability, taste, aroma and general acceptability on a 9-point descriptive scale

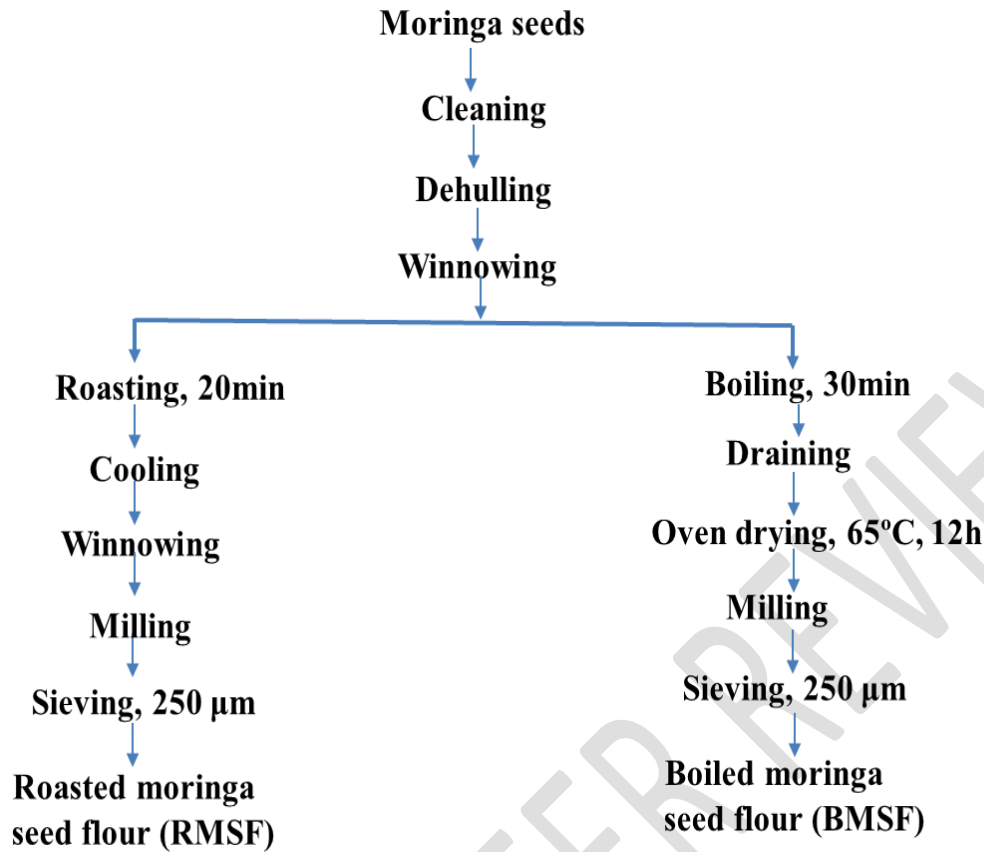


Fig. 2: Flow chart for the production of roasted and boiled moringa seed flours

Source: Adejumo [11] *et al.* (2012)

Incorporation of moringa seed flour into sorghum flour beyond 20% (w/w) resulted in an undesirable taste of the gruel. Consequently, gruel was produced from blends of sorghum flour and moringa seed incorporated up to 20%. (Table 1).

2.2.4 Preparation of gruel from sorghum and moringa seed flour blends

The sorghum was prepared as describe [10]. Each sample weighing 100g of both sorghum and moringa seed flours were reconstituted with 300ml of warm water (about 40°C) and stirred for 60s.

Table 1: Blend formulation of sorghum-moringa seed flours

Samples	Sorghum flour (SF)	BMSF & RMSF
A (Control)	100	0
BB1	95	5
BC2	90	10
BD3	85	15
BE4	80	20
RB1	95	5
RC2	90	10
RD3	85	15
RE4	80	20

Key: A = Control =100% SF; Boiled samples: BB1 = 95SF + 5BMSF; BC2 = 90SF + 10BMSF; BD3 = 85SF + 15BMSF; BE4 = 80SF + 20BMSF Roasted samples: RB1 = 95SF + 5RMSF; RC2 = 90SF + 10RMSF; RD3 = 85SF + 15RMSF; RE4 = 80SF + 20RMSF

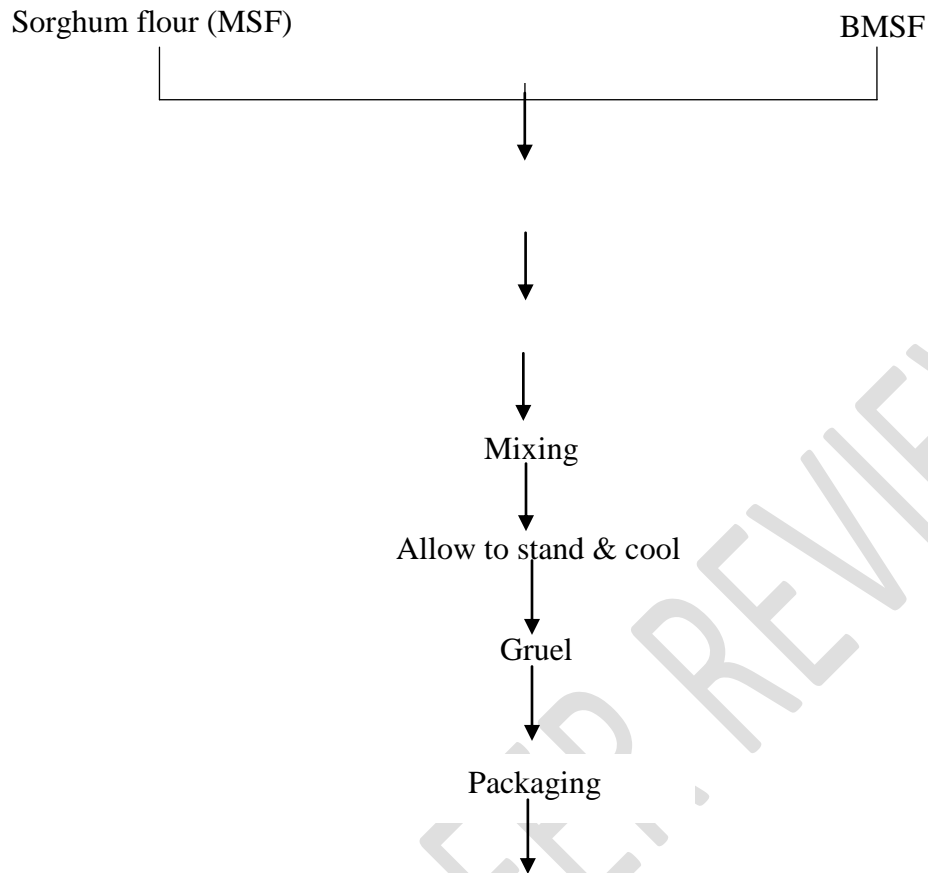


Fig. 3: Flow chart for the production of gruel from sorghum/moringa flour blends

Source: [10]

RMSF = Roasted moringa seed flour; BMSF = Boiled moringa seed flour

2.3 Proximate Analysis of sorghum-moringa seed flour blends

The protein, moisture, fat, fibre, ash, carbohydrate, minerals and vitamins were determined according to AOAC 2012 [12]

2.4 Determination of phytochemical in sorghum-moringa seed flour blends

The method described by [13] was adopted in determination of **alkaloids** , The content of total phenolics was determined according to the Folin-Ciocalteu assay [14] , Total flavonoids content was determined by a colorimetric assay developed by [15], Tannin content was determined by and Steroids content was determined with the method described by [16] Okeke and Elekwa (2003). The method of [17] was used for phytate determination and lastly This was determined according to the method described by [18].

2.5 Statistical analysis

The experiments were conducted in triplicates and data generated were analyzed using analysis of variance (ANOVA) and means separated by Fishers LSD test. Significant difference was accepted at 5% level of probability ($p < 0.05$) using statistical package for social sciences (SPSS) version 23.

3. RESULTS AND DISCUSSION

3.1 Proximate composition of sorghum-moringa seed flour blends

The proximate composition is as shown in Table 2. The moisture content of the composite flour increased with increased substitution of sorghum flour with moringa seed flour. There was no significant ($p > 0.05$) difference between samples containing BM and RM at different blend ratios. Samples with RM and BM were also not significantly ($p > 0.05$) different from each other. A similar increase was reported by [19]. Low moisture content below 10% implies that the flour can be stored if properly packaged [20]. The low moisture content is also an indication that drying was efficiently carried out on the samples. Samples with BM had higher moisture content than those with RM.

There was an increase in the protein content of all samples and there was no significant ($p>0.05$) difference between samples with BM and RM. The control had the least protein content. A similar increase was reported by Bolarinwa [21] and Olaitan [22] where there was an increase in protein with increased addition of millet flour. The increase in protein is due to the increased addition of moringa seed flour which is rich in protein [23]. Samples with RM had higher protein values than samples with BM. The protein content of moringa complemented the protein of sorghum flour thereby improving its nutritional quality and can also serve as a complementary food to relieve PEM (Protein-energy malnutrition) as experienced in children within Nigeria and Africa [22]. According to [23] *Moringa oleifera* is a nutrient-rich plant with the potential to combat malnutrition problems in Africa. Moringa seed flour was also reported by [6] to contain 28% crude protein while its cake flour contained 50% protein.

There was a significant ($p<0.05$) increase in the fat content. The control had the least fat content among all the samples. Comparing between samples with BM and RM there was no significant ($p>0.05$) difference between the samples at the same blend ratios except at 10% moringa seed flour where the samples were significantly ($p<0.05$) different. A similar increase was reported by [19]. The increased fat content could be due to the increased addition of moringa seed flour. According to [23] low-fat content is recommended for complementary foods because fat contents can affect the shelf life of foods, this occurs due to deterioration which leads to oxidative deterioration, rancidification and spoilage thus reducing the shelf life of food samples. Hence foods with high-fat content are more prone to spoilage. Samples fortified with RM were higher in fat than those with BM.

The ash content increased significantly ($p<0.05$) with increased addition of moringa seed flour. The control had the least ash content among all samples. Samples with both BM and RM with the same blend ratios were not significantly ($p>0.05$) different from each other. An increase in ash was also reported by [19]. The increase in ash could be due to inherent properties and nutrients in moringa seed flour [19] and due to the increased addition of moringa seed flour [6].

According to [24], the application of treatments such as roasting, fermentation and boiling on moringa seeds improves its nutritional properties.

The fibre content increased with increased addition of moringa seed flour. There was no significant ($p>0.05$) difference within samples with both BM and RM. There was also no significant ($p>0.05$) difference when samples were compared between samples with the same blend ratios. Samples with RM had higher fibre content than samples with BM. A similar increase was also reported by [25]. The increase in fibre is due to the increased addition of Moringa seed flour which is high in fibre thereby aids in digestion [25]. Fibre also helps intestinal motility and activities of probiotics, prevents rectal and colon cancer reduces blood sugar [26-28].

Carbohydrate content decreased with the addition of Moringa seed flour. The control had the highest carbohydrate content. There was a significant ($p<0.05$) difference within individual samples containing BM and RM but comparing within samples containing BM and RM with the same blend ratios all samples were not significantly ($p>0.05$) different except samples with 15 % moringa seed flour which were significantly ($p<0.05$) different. A similar decrease was also observed by [25] and Abioye [29]. The decrease in carbohydrate can be attributed to the increased addition of Moringa seed flour [25, 29, 30] reported that the addition of a plant to cereal-based traditional foods results in carbohydrate content reduction. Samples with BM had higher values of carbohydrate than samples with RM.

3.2 pH and TTA of sorghum-moringa seed flour blends

The pH of the composite flour is shown in Table 3. There was an increase in the pH with significant ($p<0.05$) difference observed within samples with BM and RM but they were not significantly ($p>0.05$) different when compared between samples with the same blend ratios. The control had the lowest pH value. A similar increase was also reported by [25]. The increase in the pH is due to the increased addition of moringa seed flour. According to [25] increased

moringa seed flour incorporation decreases the acidity of the products and could therefore affect the storability of the product.

The TTA decreased with increased addition of moringa seed flour. There was a significant ($p < 0.05$) difference within individual samples with BM and RM but no significant ($p > 0.05$) difference between samples with BM and RM with the same blend ratios. The control had the highest TTA value. [25] also reported a similar decrease in TTA. The increased incorporation of moringa seed flour reduced the acidity of the products [25]. The low TTA in these samples may be due to the departure of volatile acidity and organic compounds [31].

3.3 Phytochemical properties of sorghum-moringa seed flour blends

The results are as shown in Table 4. There was an increase in the alkaloid content of the composite flour. Samples with both BM and RM at 10 and 15% moringa seed flour were significantly ($p < 0.05$) different while samples with 5 and 20% were not significantly ($p > 0.05$) different from each other. A similar increase was recorded in work done by [32]. The increase in alkaloid is due to high concentrations of phytochemicals in moringa seed. The samples with RM had higher alkaloid values than those with BM while the control had the lowest value. Alkaloids are therapeutic in nature and are used as medicinal agents because of their analgesic, antispasmodic and antibacterial properties [33].

The total phenols increased in composite flour and all samples with BM and RM were significantly ($p < 0.05$) different from each other. The control had the least total phenol content while samples with RM had higher values than samples with BM. Phenolic compounds are potent water-soluble antioxidants and free radical scavengers that prevent oxidative cell damage and have strong anticancer activity [34].

Flavonoids also increased with increased addition of moringa seed flour. All samples with BM and RM at the same blend ratios were significantly ($p < 0.05$) different. The values in this work were lower than those reported by [35]. Flavonoid content was higher in samples with RM than

in samples with BM and least in the control sample. The increase in flavonoid content is due to the increased addition of moringa seed flour indicating that it is a good source of natural antioxidants [36] which neutralize free radicals that have the ability of stimulating reactions that make the cells more vulnerable to cancer-causing chemicals, called carcinogen [35].

Tannin increased with the increased addition of moringa seed flour. The control sample had the least Tannin content. Samples with RM had higher values than those with BM. Samples with BM and RM at 5 and 20% moringa seed flour were not significantly ($p>0.05$) different while samples with 10 and 15% moringa seed flour were significantly ($p<0.05$) different. A similar increase was reported by [35] but with higher values reported in this work. The increase is due to the increased addition of moringa seed flour. Tannin is known to affect the nutritive value of food products by forming complexes with protein (both substrate and enzyme) thereby inhibiting digestion and absorption [37] They also bind iron thereby making it unavailable [38]

The phytate content increased with the increased addition of moringa seed flour. The control had the least value while samples with RM had higher phytate content than samples with BM. Comparing samples with BM and RM, all samples were significantly ($p<0.05$) different. [25] reported a similar increase. Phytates are organic acids present in the bran or hulls of seeds, which blocks the uptake of essential minerals such as calcium, magnesium, iron and especially zinc in the intestinal tract [35].

Cyanides increased significantly ($p<0.05$) in the samples. There was a significant difference between samples with BM and RM at the same blend ratios. The control had the least value while samples with RM had higher cyanide content than samples with BM. Hydrogen cyanide - consumption of foods with high hydrogen cyanide can result in toxicity of hydrogen cyanide but can be reduced during cooking [21].

T/sterols also increased with significant ($p<0.05$) difference observed in samples with 15 and 20% moringa seed flour while at 10 and 5% were not significantly ($p>0.05$) different. The control had the least value while samples with RM had higher T/sterols content than samples

with BM. The presence of sterols in the fortified samples is an indication that moringa is a good source of steroidal compounds which are potent precursors for the synthesis of sex hormones [40, 41] .

It has been suggested that boiling may solubilize and release some of the phenols and flavonoids that are insoluble at room temperature resulting in an increase in its contents [42]. Total phenols and flavonoids play a significant role as physiological and dietary antioxidants, thereby augmenting the body's natural resistance to oxidative damage [43]. The increase observed in all the phytonutrients could be attributed to their high concentrations in moringa seed. The quantities of phytochemical compounds observed in the blends could act as immune enhancers, hormone modulators, antioxidant, anti-clothing [32], anti-inflammatory agents and could also be a potential contender to combat free radicals, which are harmful to our body and food systems [44, 45].

3.4 Mineral composition of sorghum-moringa seed flour blends

The results of the mineral composition are as shown in Table 5. The magnesium content decreased with increased addition of moringa seed flour. The control had the highest magnesium content. There was no significant ($p>0.05$) difference between samples with BM and RM with the same blend ratios. [45] produced *Ogi* from maize, melon seeds and conophor nut where there was a decrease in magnesium which agrees with this work. The decrease is due to the increased addition of moringa seed flour. Magnesium is important for cellular energy production and enzyme activity [46].

Potassium also decreased with increased addition of moringa seed flour. The control had the highest value of potassium. Samples with BM and RM were not significantly ($p>0.05$) different from each other at the same blend ratios. This increase was in line with work reported by [29] due to the increased addition of moringa seed flour. Potassium is needed for the regulation of fluid, muscle control and normal nerve function [47]. Potassium also maintains the normal

balance and distribution of fluids, it also works in conjunction with calcium and magnesium to maintain normal muscle contraction and relaxation and in nerve transmission [48].

There was an increase in the calcium content and samples containing both BM and RM at the same blend ratios were significantly ($p>0.05$) different at 10 % moringa seed flour. A similar increase was reported by [25]. The increase is due to the increased addition of moringa seed flour. Calcium aids in the formation of bones and plays a role in maintaining the working of the heart and muscles [49]. The control had the lowest value for calcium. Iron increased in the fortified samples with the increased addition of moringa seed flour while the control had the least value. All samples containing BM and RM at the same ratios were not significantly ($p>0.05$) different from each other. A similar increase was reported by [29] when sorghum-ogi was fortified with moringa flour. The increase in iron is due to the increased substitution of sorghum flour with moringa seed flour. Iron deficiency negatively influences the normal defense systems against infection. It also serves as a carrier of oxygen to tissues within cells and is an integral part of important enzyme systems [50].

Phosphorus decreased with an increased fortification with moringa seed flour with the control having the highest value. Samples with the same ratio of BM and RM were not significantly ($p>0.05$) different from each other. A similar increase was reported by [51]. The increase is attributed to the increased addition of moringa seed flour because it is rich in minerals.

Sodium increased in the fortified samples with the control having the least sodium content. Samples with both BM and RM were not significantly ($p>0.05$) different at the same blend ratios. Sodium values were higher than those reported by [52]. Sodium aids in fluid balance and nerve impulse transmission [27, 28, 53].

Moringa seed flour serves as a source of essential minerals needed by the body [25]. The increase in mineral concentration in this study may be attributed mainly to the substitution of sorghum flour with moringa seed flour. Calcium, Magnesium, and potassium are important regulators of the acid-base balance of the body system, Calcium and phosphorus are important

for skeletal development, while iron works in synergy with β -carotene for improved immune function for the infants and children [51].

3.5 Vitamin composition of sorghum-moringa seed flour blends

The vitamin composition is as shown in Table 6. There was an increase in pro-vitamin A with increased addition of moringa seed flour. There was a significant ($p < 0.05$) difference within individual samples with BM and RM. While there was no significant ($p > 0.05$) difference between samples with BM and RM with the same blend ratios. An increase in vitamin A was also reported by [29]. The increase in vitamin A can be attributed to the increased addition of moringa seed flour thus indicating that the fortification of sorghum flour with moringa seed flour will help to solve the problem of vitamin A deficiency in Nigeria [29]. Vitamin A is essential in diets because it aids in proper vision [54]. Studies by [55] showed that *M. oleifera* seeds contain provitamin A (2.04%) and B vitamins. Vitamin A plays a key role in vision and possesses antioxidant properties in the form of β -carotene. Vitamin A content could increase by approximately 15-fold with the addition of moringa. The increase in vitamin A could help in forming and maintaining healthy teeth, skeletal and soft tissue, produces the pigments found in the retina of the eye and serves as antioxidants by protecting cells from damage caused by substances called free radicals [56].

There was an increase in vitamin C with increased addition of moringa seed flour. There was a significant ($p < 0.05$) difference within individual samples with BM and RM. While there was no significant ($p > 0.05$) difference between samples with BM and RM with the same blend ratios. Vitamin C is needed for the growth and repair of tissues in all parts of the body, it aids in the formation of skin, tendons, ligaments, and blood vessels, aids in the absorption of iron. It also acts as a reducing and capping agent for metal nanoparticles [57].

Vitamin B1 increased with increased addition of moringa seed flour. Samples with BM and RM were not significantly ($p > 0.05$) different in samples with 5 and 20% moringa seed flour while

samples with 10 and 15% moringa seed flour were significantly ($p < 0.05$) different between the samples. Vitamin B2 also increased with increased addition of moringa seed flour. Samples with BM and RM were significantly ($p < 0.05$) different at 10% moringa while other samples were not significantly ($p > 0.05$) different. [58] reported a similar increase. Vitamin B2 increase is due to the increased addition of moringa seed flour. There was an increase in vitamin B6, as samples were significantly different at 5 and 10% moringa seed flour between samples with BM and RM at the same blend ratios. A similar increase was reported by [58] but the values were higher. The increase is due to the addition of moringa seed flour.

The B vitamins function as coenzymes in central pathways by which fats and carbohydrates are metabolized within a cell. The vitamins are concentrated in the aleurone layer of cereal seeds. Milling and refining of cereals can lead to large losses of vitamins [58, 59]

4. CONCLUSION

This study showed that it is possible to produce acceptable gruels from blends of sorghum-moringa oleifera flours at different ratios and observed that as the addition of boiled and roasted moringa seed flour increased the contents of moisture (2-2.4%), protein (18-18.9%), fat (56.3-57.3%), ash (11.9-13.7%) and fibre (7-8%) appreciated while the carbohydrate content, in contrast, decreased by (7.3-7.5%).

The pH showed an inverse relationship with TTA and increased by a maximum of 12.6% with addition of boiled and roasted moringa flours while the TTA values decreased by 21.8%. All the phytochemicals showed increased content with the addition of BMSF and RMSF with the most significant increase of 300% associated with the T/sterol, which is one of the precursors for the production of testosterone hormone in the body.

The mineral composition of the sorghum-moringa composite flours indicated that there were significant increases in sodium, calcium, zinc and iron contents, while decreases were observed in potassium, magnesium and phosphorus contents. Noteworthy was the over 600% recorded

increases in vitamin C with addition of BMSF and RMSF, an endogenous antioxidant that could also be utilized in the management scurvy disease and improvement of the immune system.

UNDER PEER REVIEW

Table 2: Proximate composition of sorghum-moringa seed flour blends

Parameter (%)		Blend ratio of sorghum-moringa seed flours				
		100:0	95:5	90:10	85:15	80:20
Moisture	BMSF	9.12 ^{ab} ± 0.19	9.07 ^b ± 0.01	9.16 ^{ab} ± 0.03	9.26 ^{ab} ± 0.05	9.34 ^a ± 0.05
	RMSF	9.12 ^a ± 0.19	9.06 ^a ± 0.02	9.14 ^a ± 0.04	9.22 ^a ± 0.06	9.29 ^a ± 0.09
Protein	BMSF	11.12 ^b ± 0.73	11.44 ^b ± 0.0	11.851 ^b ± 0.02	11.99 ^b ± 0.00	13.09 ^a ± 0.03
	RMSF	11.12 ^c ± 0.73	11.45 ^c ± 0.12	12.00 ^{bc} ± 0.06	12.74 ^{ab} ± 0.17	13.11 ^a ± 0.23
Fat	BMSF	3.64 ^e ± 0.19	4.26 ^d ± 0.01	4.73 ^c ± 0.01	5.22 ^b ± 0.00	5.69 ^a ± 0.03
	RMSF	3.64 ^e ± 0.19	4.27 ^d ± 0.00	4.76 ^c ± 0.01	5.24 ^b ± 0.03	5.74 ^a ± 0.02
Ash	BMSF	2.95 ^d ± 0.06	3.08 ^c ± 0.00	3.166 ^{bc} ± 0.02	3.25 ^{ab} ± 0.01	3.32 ^a ± 0.04
	RMSF	2.95 ^d ± 0.06	3.07 ^c ± 0.01	3.16 ^b ± 0.01	3.24 ^b ± 0.01	3.32 ^a ± 0.01
Fibre	BMSF	7.65 ^a ± 1.34	7.37 ^a ± 0.01	7.87 ^a ± 0.01	8.06 ^a ± 0.01	8.24 ^a ± 0.00
	RMSF	7.65 ^a ± 1.34	7.38 ^a ± 0.00	7.91 ^a ± 0.02	8.08 ^a ± 0.01	8.26 ^a ± 0.01
Carbohydrate	BMSF	65.53 ^a ± 2.13	64.22 ^{ab} ± 0.01	63.27 ^{ab} ± 0.06	62.36 ^{bc} ± 0.04	60.67 ^c ± 0.04
	RMSF	65.53 ^a ± 2.13	64.22 ^a ± 0.10	63.25 ^{ab} ± 0.16	61.48 ^{bc} ± 0.85	60.62 ^c ± 0.12

BMSF, Boiled moringa seed flour; RMSF, Roasted moringa seed flour; Values are mean ± standard deviation of duplicate determination.

Mean values across a row followed by different superscript letters are significantly different at (p<0.05)

Table 2: The pH and TTA values of sorghum-moringa seed flour blends

Parameter		Blend ratio of sorghum-moringa seed flours				
		100:0	95:5	90:10	85:15	80:20
pH	BMSF	3.90 ^e ± 0.01	4.02 ^d ± 0.23	4.14 ^c ± 0.01	4.25 ^b ± 0.01	4.37 ^a ± 0.01
	RMSF	3.90 ^d ± 0.07	4.02 ^d ± 0.01	4.14 ^c ± 0.01	4.26 ^b ± 0.12	4.37 ^a ± 0.11
TTA	BMSF	0.87 ^a ± 0.01	0.85 ^b ± 0.01	0.79 ^c ± 0.01	0.73 ^d ± 0.01	0.68 ^e ± 0.03
	RMSF	0.87 ^c ± 0.11	0.84 ^d ± 0.02	0.79 ^c ± 0.01	0.74 ^b ± 0.01	0.68 ^a ± 0.01

BMSF, Boiled moringa seed flour; RMSF, Roasted moringa seed flour; Values are mean ± standard deviation of duplicate determination.

Mean values across a row followed by different superscript letters are significantly different at (p<0.05)

Table 3: Phytochemical content of sorghum-moringa seed flour blends

Parameters	Blend ratio of sorghum-moringa seed flours
------------	--

UNDER PEER REVIEW

		100:0	95:5	90:10	85:15	80:20
alkaloids (mg/100g)	BMSF	1.63 ^{aa} ± 0.00	1.75 ^b ± 0.03	1.93 ^c ± 0.02	2.04 ^d ± 0.04	2.18 ^e ± 0.02
	RMSF	1.63 ^a ± 0.00	1.87 ^b ± 0.01	2.13 ^c ± 0.04	2.35 ^d ± 0.02	2.57 ^e ± 0.10
T/phenols (mg/100g)	BMSF	13.79 ^a ± 0.02	14.02 ^b ± 0.02	15.10 ^c ± 0.03	15.25 ^d ± 0.02	15.62 ^e ± 0.03
	RMSF	13.79 ^a ± 0.02	14.30 ^b ± 0.01	15.82 ^c ± 0.01	16.31 ^d ± 0.02	16.85 ^e ± 0.04
Flavonoids (mg/100g)	BMSF	6.09 ^a ± 0.02	6.89 ^b ± 0.01	7.32 ^c ± 0.02	8.49 ^d ± 0.00	9.31 ^e ± 0.01
	RMSF	6.09 ^a ± 0.02	7.29 ^b ± 0.01	8.46 ^c ± 0.01	9.68 ^d ± 0.02	10.83 ^e ± 0.00
Tannin (mg/100g)	BMSF	1.06 ^a ± 0.06	2.01 ^b ± 0.01	2.19 ^b ± 0.04	3.99 ^c ± 0.02	6.85 ^d ± 0.16
	RMSF	1.06 ^a ± 0.06	2.51 ^b ± 0.13	3.05 ^c ± 0.10	5.21 ^d ± 0.01	6.61 ^e ± 0.02
Phytates (mg/100g)	BMSF	4.81 ^a ± 0.02	5.45 ^b ± 0.00	6.15 ^c ± 0.04	6.81 ^d ± 0.04	7.47 ^e ± 0.02
	RMSF	4.81 ^a ± 0.02	5.93 ^b ± 0.05	6.96 ^c ± 0.03	8.14 ^d ± 0.08	9.18 ^e ± 0.02
Cyanides (mg/100g)	BMSF	13.63 ^a ± 0.04	14.09 ^b ± 0.03	14.54 ^c ± 0.00	15.04 ^d ± 0.04	15.50 ^e ± 0.03
	RMSF	13.63 ^a ± 0.04	14.71 ^b ± 0.01	15.86 ^c ± 0.03	16.94 ^d ± 0.02	18.31 ^e ± 0.04
T/sterols (%)	BMSF	5.36 ^a ± 0.06	9.63 ^b ± 0.04	14.00 ^c ± 0.00	18.31 ^d ± 0.01	22.67 ^e ± 0.01
	RMSF	5.36 ^a ± 0.06	9.88 ^b ± 0.11	14.35 ^c ± 0.10	18.78 ^d ± 0.02	23.34 ^e ± 0.1

BM SF, Boiled moringa seed flour; RMSF, Roasted moringa seed flour; Values are mean ± standard deviation of duplicate determination.

Mean values across a row followed by different superscript letters are significantly different at ($p < 0.05$)

Table 5: Functional properties of sorghum-moringa flour blends

Parameters	Blend ratio of sorghum-moringa seed flours
-------------------	---

UNDER PEER REVIEW

(Mg/100g)		100:0	95:5	90:10	85:15	80:20
Magnesium	BMSF	118.0 ^a ±1.41	101.1 ^b ±0.01	93.0 ^c ±0.71	85.0 ^d ±1.37	78.0 ^e ±0.81
	RMSF	118.0 ^a ±1.41	97.3 ^b ±0.69	90.1 ^c ±0.16	82.1 ^d ±0.78	74.6 ^e ±0.74
Potassium	BMSF	306.0 ^a ±1.41	305.9 ^a ±0.91	294.6 ^b ±1.34	282.4 ^c ±5.80	278.4 ^c ±1.63
	RMSF	306.0 ^e ±1.41	336.1 ^a ±1.34	326.6 ^b ±0.71	316.2 ^c ±1.34	310.3 ^d ±0.21
Phosphorus	BMSF	284.0 ^a ±1.41	263.0 ^b ±1.43	212.0 ^c ±0.87	183.2 ^d ±6.86	163.0 ^e ±0.78
	RMSF	284.0 ^a ±1.41	232.3 ^b ±1.50	208.2 ^c ±0.84	184.0 ^d ±0.80	160.0 ^e ±0.21
Zinc	BMSF	2.54 ^a ±0.13	2.20 ^b ±0.10	2.22 ^b ±0.01	2.23 ^b ±0.12	2.30 ^b ±0.10
	RMSF	2.54 ^a ±0.13	2.31 ^b ±0.14	2.33 ^b ±0.10	2.40 ^{ab} ±1.71	2.42 ^{ab} ±0.10
Sodium	BMSF	5.07 ^e ±0.10	31.8 ^b ±0.16	60.0 ^c ±1.00	86.0 ^b ±0.60	117.3 ^a ±1.10
	RMSF	5.07 ^e ±0.10	32.5 ^d ±0.22	61.0 ^c ±1.00	90.0 ^b ±1.00	119.0 ^a ±0.14
Iron	BMSF	3.93 ^d ±0.02	4.10 ^d ±0.10	5.00 ^c ±0.10	5.66 ^b ±0.40	6.60 ^a ±0.30
	RMSF	3.93 ^e ±0.02	6.05 ^d ±0.05	7.00 ^c ±0.10	7.74 ^b ±0.16	8.63 ^a ±0.15
Calcium	BMSF	14.2 ^e ±0.23	27.7 ^d ±0.30	50.2 ^c ±1.00	73.2 ^b ±1.00	96.1 ^a ±1.13
	RMSF	14.2 ^e ±0.23	29.9 ^d ±0.74	53.0 ^c ±0.78	76.0 ^b ±0.78	98.9 ^a ±0.85

BMSF, Boiled moringa seed flour; RMSF, Roasted moringa seed flour; RI, Reconstitution index; WAC, Water absorption capacity; Values are mean ± standard deviation of duplicate determination. Mean values across a row followed by different superscript letters are significantly different at (p<0.05).

Table 6: Vitamin content of sorghum-moringa seed flour blends

Parameter (%)		Blend ratio of sorghum-moringa seed flours (%)				
		100:0	95:5	90:10	85:15	80:20
Vitamin A	BMSF	0.13 ^c ± 0.00	0.14 ^d ± 0.00	0.15 ^c ± 0.00	0.17 ^b ± 0.01	0.18 ^a ± 0.01
	RMSF	0.13 ^c ± 0.01	0.14 ^d ± 0.21	0.15 ^c ± 0.01	0.16 ^b ± 0.03	0.17 ^a ± 0.01
Vitamin B1	BMSF	0.18 ^a ± 0.02	0.19 ^a ± 0.00	0.19 ^a ± 0.00	0.20 ^a ± 0.00	0.20 ^a ± 0.00
	RMSF	0.18 ^b ± 0.02	0.19 ^b ± 0.00	0.19 ^b ± 0.01	0.20 ^a ± 0.24	0.22 ^{ab} ± 0.03
Vitamin B2	BMSF	0.20 ^b ± 0.03	0.18 ^b ± 0.01	0.21 ^b ± 0.00	0.27 ^a ± 0.02	0.29 ^a ± 0.01
	RMSF	0.20 ^c ± 0.03	0.21 ^c ± 0.01	0.25 ^b ± 0.02	0.26 ^{ab} ± 0.01	0.29 ^a ± 0.01
Vitamin B6	BMSF	0.18 ^e ± 0.01	0.23 ^d ± 0.27	0.30 ^c ± 0.03	0.33 ^b ± 0.01	0.38 ^a ± 0.02
	RMSF	0.18 ^c ± 0.01	0.24 ^{ab} ± 0.00	0.28 ^{ab} ± 0.01	0.33 ^a ± 0.01	0.31 ^a ± 0.10
Vitamin C	BMSF	1.57 ^e ± 0.03	2.73 ^d ± 0.01	6.21 ^c ± 0.01	9.08 ^a ± 0.01	11.58 ^a ± 0.01
	RMSF	1.57 ^e ± 0.03	2.73 ^d ± 0.01	6.21 ^c ± 0.01	9.27 ^b ± 0.71	11.59 ^a ± 0.03

BMSF, Boiled moringa seed flour; RMSF, Roasted moringa seed flour; RI, Reconstitution index; WAC, Water absorption capacity; Values are mean ± standard deviation of duplicate determination. Mean values across a row followed by different superscript letters are significantly different at (p<0.05)

Reference

1. Adeoti, O., O.J.I.J.o.F.S. Osundahunsi, Nutrition, and Dietetics, *Nutritional characteristics of maize-based complementary food enriched with fermented and germinated Moringa oleifera seed flour*. 2017. **6**(20): p. 350-7.
2. Clay, E. and O. Stokke, *Food aid and human security*. 2013: Routledge.
3. Dillon, S.L., et al., *Domestication to Crop Improvement: Genetic Resources for Sorghum and S accharum (Andropogoneae)*. Annals of botany, 2007. **100**(5): p. 975-989.
4. Tesfamichael, A., et al., *Documentation of sorghum (Sorghum bicolor L. Moench) landraces: Production, utilization and challenges in Eritrea*. ARPN Journal of Agricultural and Biological Science, 2013. **8**(6): p. 498-508.
5. Ratnavathi, C. and J. Patil, *Sorghum utilization as food*. Nutrition & Food Sciences, 2013. **4**(1): p. 1-8.
6. Abiodun, O., J. Adegbite, and A. Omolola, *Chemical and physicochemical properties of moringa flours and oil*. Global Journal of Science Frontier Research, 2012. **12**(5): p. 1-6.
7. Moyo, B., et al., *Nutritional characterization of Moringa (Moringa oleifera Lam.) leaves*. African Journal of Biotechnology, 2011. **10**(60): p. 12925-12933.
8. Nwosu, O.I.C., *Mineral Profile of Infant-Feed Composite Complementary Food Prepared From Maize (Zea Mays), Soybean (Glycine Max) and Moringa Oleifera Leaves*. 2016.
9. Fahey, J.W., *Moringa oleifera: a review of the medical evidence for its nutritional, therapeutic, and prophylactic properties. Part 1*. Trees for life Journal, 2005. **1**(5).
10. Nkama, I., O. Agarry, and O. Akoma, *Sensory and nutritional quality characteristics of powdered Kunun-zaki: A Nigerian fermented cereal beverage*. African Journal of Food Science, 2010. **4**(6): p. 364-370.
11. Adejumo, O.E., A.L. Kolapo, and A.O. Folarin, *Moringa oleifera Lam.(Moringaceae) grown in Nigeria: In vitro antisickling activity on deoxygenated erythrocyte cells*. Journal of pharmacy & bioallied sciences, 2012. **4**(2): p. 118.
12. AOAC, *Official Methods of Analysis of AOAC International*, H.a.G. William, W, Editor. 2012: Washington DC. Chapter 33, . p. Pp 4-140.
13. Harborne, J., *Phytochemical methods, a guide to modern techniques of plant analysis*, JB Harborne. Chapman. London. GB, 1973.
14. Ragazzi, E. and G. Veronese, *Quantitative analysis of phenolic compounds after thin-layer chromatographic separation*. Journal of Chromatography A, 1973. **77**(2): p. 369-375.
15. Zhishen, J., T. Mengcheng, and W. Jianming, *The determination of flavonoid contents in mulberry and their scavenging effects on superoxide radicals*. Food chemistry, 1999. **64**(4): p. 555-559.
16. Okeke, C. and I. Elekwa, *A phytochemical study of the extract of Gongronema latifolium Benth.(ASCALEPIADACEAE)*. Journal of Health and Visual Sciences, 2003. **5**(1).
17. Oberleas, D., *Phytates*. Toxicants occurring naturally in foods, 1973: p. 363-371.
18. Onwuka, G.I., *Food analysis and instrumentation: theory and practice*. 2005: Naphthali prints.
19. Ayo, J., O. Adedeji, and A.J.A.F.S.J. Okpasu, *Effect of Added Moringa Seed Paste on the Quality of Acha-moringa Flour Blends*. 2018: p. 1-10.
20. Ikujenlola, A. and E. Adurotoye, *Evaluation of quality characteristics of high nutrient dense complementary food from mixtures of malted quality protein maize (Zea mays l.) and steamed cowpea (Vigna unguiculata)*. Journal of Food Processing & Technology, 2014. **5**(1): p. 1.

21. Bolarinwa, I.F., T.E. Aruna, and A.O. Raji, *Nutritive value and acceptability of bread fortified with moringa seed powder*. Journal of the Saudi Society of Agricultural Sciences, 2019. **18**(2): p. 195-200.
22. Olaitan, N., et al., *Quality evaluation of complementary food formulated from Moringa Oleifera leaf powder and pearl millet (Pennisetum Glaucum) flour*. Int J Eng Sci, 2014. **3**(11): p. 59-63.
23. Arise, A., et al., *Effect of Moringa oleifera flower fortification on the nutritional quality and sensory properties of weaning food*. Croatian journal of food science and technology, 2014. **6**(2): p. 65-71.
24. Saa, R.W., et al., *Treatments and uses of Moringa oleifera seeds in human nutrition: A review*. Food science & nutrition, 2019. **7**(6): p. 1911-1919.
25. Olosunde, O., et al., *Sensory and Nutritional Characteristics of Kununzaki Enriched with Moringa (Moringa oleifera) Seed Flour*. Journal of Experimental Agriculture International, 2014: p. 1027-1035.
26. Anderson, J.W., et al., *Health benefits of dietary fiber*. Nutrition reviews, 2009. **67**(4): p. 188-205.
27. Park, J. and M.H. Floch, *Prebiotics, probiotics, and dietary fiber in gastrointestinal disease*. Gastroenterology Clinics of North America, 2007. **36**(1): p. 47-63.
28. Post, R.E., et al., *Dietary fiber for the treatment of type 2 diabetes mellitus: a meta-analysis*. The Journal of the American Board of Family Medicine, 2012. **25**(1): p. 16-23.
29. Abioye, V., et al., *Quality Assessment of Fermented Gruel (ogi) Made from Sorghum (Sorghum bicolour) and Moringa Leaves (Moringa oleifera)*. Asian Food Science Journal, 2018: p. 1-7.
30. Mbata, T., M. Ikenebomeh, and J. Alaneme, *Studies on the microbiological, nutrient composition and antinutritional contents of fermented maize flour fortified with bambara groundnut (Vigna subterranean L)*. African Journal of Food Science, 2009. **3**(6): p. 165-171.
31. Akoja, S. and O. Coker, *Physicochemical, functional, pasting and sensory properties of wheat flour biscuit incorporated with okra powder*. Int J Food Sci Nutr, 2018. **3**: p. 64-70.
32. Obadoni, B.O.a.O., P.O *Phytochemical studies and comparative efficacy of the crude extract of some homeostatic plants in Edo and Delta states of nigeria*. . Global Journal of Pure Application Science, 2010. **8**: p. 203 - 208.
33. Basu, A., et al., *Important Plant-Based Phytonutrients*. Phytonutritional Improvement of Crops, 2017: p. 1.
34. Okwu, D., *Phytochemical and vitamin content of indigenous spices of South Eastern Nigeria*. J. Sustain. Agric. Environ, 2004. **6**: p. 30-34.
35. Ewulo, T., et al., *Enrichment of traditional maize snack (Kokoro) with moringa (Moringa oleifera) leaf and soybean*. Afr. J. Food Sci, 2017. **11**(5): p. 140-145.
36. Anwar, F., M. Ashraf, and M.I. Bhangar, *Interprovenance variation in the composition of Moringa oleifera oilseeds from Pakistan*. Journal of the American Oil Chemists' Society, 2005. **82**(1): p. 45-51.
37. Cirkovic Velickovic, T.D. and D.J. Stanic-Vucinic, *The role of dietary phenolic compounds in protein digestion and processing technologies to improve their antinutritive properties*. Comprehensive Reviews in Food Science and Food Safety, 2018. **17**(1): p. 82-103.
38. Oboh, G. and C. Elusiyan, *Changes in the nutrient and anti-nutrient content of micro-fungi fermented cassava flour produced from low-and medium-cyanide variety of cassava tubers*. African Journal of Biotechnology, 2007. **6**(18).
39. Ewulo, T., et al., *Enrichment of traditional maize snack (Kokoro) with moringa (Moringa oleifera) leaf and soybean*. African journal of food science, 2017. **11**(5): p. 140-145.
40. Okwu, D., *Evaluation of chemical composition of indigenous species and flavouring agents*. Global Journal of Pure and Applied Sciences, 2001. **7**(3): p. 455-460.

41. Edeoga, H., D. Okwu, and B. Mbaebie, *Minerals and nutritive value of some Nigerian medicinal plants*. Journal of Medicinal and Aromatic Plant Science, 2003. **25**: p. 1010-1015.
42. Ogunmoyole, T., et al., *Effect of boiling on the phytochemical constituents and antioxidant properties of African pear *Dacryodes edulis* seeds in vitro*. African Journal of Biochemistry Research, 2012. **6**(8): p. 105-114.
43. Shahidi, F., *Nutraceuticals and functional foods: whole versus processed foods*. Trends in Food Science & Technology, 2009. **20**(9): p. 376-387.
44. Krishnaiah, D., et al., *Studies on phytochemical constituents of six Malaysian medicinal plants*. Journal of medicinal plants research, 2009. **3**(2): p. 67-72.
45. Chinma, C., et al., *Effect of Addition of Germinated Moringa Seed Flour on the Quality Attributes of Wheat-based Cake*. Journal of food processing and preservation, 2014. **38**(4): p. 1737-1742.
46. Ojo, D. and V. Enujiugha, *Physico-chemical properties, chemical composition and acceptability of instant 'ogi' from blends of fermented maize, conophor nut and melon seeds*. Journal of food Processing Technology, 2016. **7**: p. 640-644.
47. Laryea, D., *Formulation and characterization of sweetpotato-based complementary food*. 2016.
48. Akpabio, U. and A. Akpakpan, *Evaluation of nutritive and antinutritive composition of the seeds of *Mondora myristica* (African nutmeg)*. World Journal of Applied Science and Technology, 2012. **4**: p. 49-55.
49. Yusufu, M., J. Obiegbuna, and P. Yusufu, *Studies on the utilization of green bean as raw material in cookies produced from wheat flour*. Agricultural Science Research Journal, 2015. **5**(6): p. 92-97.
50. Organization, W.H., *Vitamin and mineral requirements in human nutrition*. 2004: World Health Organization.
51. Ukom, A., et al., *Quality and sensory acceptability of yellow maize ogi porridge enriched with orange-fleshed sweet potato and African yam bean seed flours for infants*. Scientific African, 2019. **6**: p. e00194.
52. Uyoh, E.A., E.E. Ita, and G.E. Nwofia, *Evaluation of the chemical composition of *Tetrapleura tetraptera* (Schum and Thonn.) Taub. Accessions from Cross River state, Nigeria*. International Journal of Medicinal and Aromatic Plants, 2013. **3**(3): p. 386-394.
53. Calder, P.C., *Fatty acids and immune function: relevance to inflammatory bowel diseases*. International reviews of immunology, 2009. **28**(6): p. 506-534.
54. Uchendu, F. and T. Atinmo, *Nigerian bread contribute one half of recommended vitamin A intake in poor-urban Lagosian preschoolers*. World Academy of Science, Engineering and Technology, 2012. **70**(10): p. 1069-1074.
55. Mbah, B., P. Eme, and O. Ogbusu, *Effect of cooking methods (boiling and roasting) on nutrients and anti-nutrients content of *Moringa oleifera* seeds*. Pakistan Journal of Nutrition, 2012. **11**(3): p. 211.
56. Sanni, A., M. Asiedu, and G. Ayernor, *Influence of processing conditions on the nutritive value of Ogi-baba, a Nigerian fermented sorghum gruel*. Plant Foods for Human Nutrition, 2001. **56**(3): p. 217-223.
57. Devaki, S.J. and R.L. Raveendran, *Vitamin C: sources, functions, sensing and analysis*, in *Vitamin C*. 2017, IntechOpen.
58. Diarra, M., Nkama, J., Hameker, B. R. and Idrisa, Y. L. , *Mineral and vitamin contents of danwake from sorghum, wheat and cassava bases*. Journal of human Nutrition and Food Science, 2015. **3** ((1)): p. 1054 – 1063.
59. Sanders, T.a.E., P. , *Molecular basis of human nutrition*. (2003): Taylor and Francis Publishers, CRC press.

UNDER PEER REVIEW