

Pesticide contamination of urban lettuce (*Lactuca sativa* L.) in Yamoussoukro (Côte d'Ivoire).

Abstract

Context: Lettuce is one of the most popular leafy vegetables in Côte d'Ivoire. Often produced in urban agriculture under uncontrolled conditions, lettuce is said to contain pesticide residues that are increasingly used in agriculture. The aim of this study was to assess the pesticide content of urban-grown lettuce consumed by the population of Yamoussoukro, the political capital of Côte d'Ivoire.

Methods: A characterization of lettuce production in urban agriculture was carried out through a survey of 117 urban producers. Fifteen (15) lettuce samples were collected from three emblematic sites located in the heart of the city. These samples were analyzed using an HPLC chain (Waters alliance) to identify and measure the pesticide content of lettuce produced and consumed in Yamoussoukro. A chemical risk assessment for pesticides was carried out using the *Codex Alimentarius* method.

Results: The study revealed that nationals (Ivoriens) dominate lettuce production in the city of Yamoussoukro with a rate of 58.97%. This activity is dominated by men with a rate of 55.56%. Various pesticide residues grouped into nine (9) families were detected in lettuces, some at very alarming levels. According to WHO, FAO and European Community standards, 33% of the samples were unacceptable, and therefore unfit for human consumption. The assessment of the health risk linked to consumption due to the presence of Parathion in lettuce would be 28% for chronic intoxication and 2% for acute intoxication. The risk of chronic intoxication by Dimethoate would be 47%, and of acute intoxication 1%. For both Chlorpyrifos and Spirodiclofen, the risks of chronic poisoning of populations are real, but the populations exposed would be low.

Conclusion: Urban-grown lettuce from Yamoussoukro, the political capital of Côte d'Ivoire, often contains pesticide residues in excess of required standards. This lettuce represents a danger and exposes consumer populations to health risks.

Keywords: *Lactuca sativa*, pesticide residues, risk assessment, Yamoussoukro

1. INTRODUCTION

Urban population growth in the major cities of sub-Saharan Africa is increasing the need for food crops, especially market garden produce. In the many shallows and other drainage areas left vacant in cities, varieties of fresh fruit and vegetables are grown and ready for consumption. Yamoussoukro, the political capital of Côte d'Ivoire, is no exception to the rule, as the many lakes surrounding the city make it an ideal location for market gardening. (Tano *et al.*, 2011; Kpan *et al.*, 2019). Market gardening is therefore an income-generating activity for

urban producers. It is also a source of empowerment and improved living conditions for market gardeners (Kouakou, 2019; AGRA, 2021). Fruits and vegetables from this agriculture are actively involved in the urban human diet due to their accessibility and beneficial health effects (Yao et al., 2016; Dakuyo et al., 2020). These include lettuce, one of the most popular leafy vegetables (Kouassi et al., 2024).

However, urban production of lettuce, like that of other vegetables, faces enormous difficulties. These difficulties are linked to cultivation practices, soil infertility, the use of pesticides and the poor quality of the water used. Indeed, with the implementation of this emergency agriculture often requires heavy use of pesticides to combat pests. Pesticide use is increased particularly in lettuce production, which remains a crop highly susceptible to pests (Tano et al., 2011; Soro et al., 2018). Pesticides are chemical or biological agents capable of destroying pests or controlling their growth and reproduction. They significantly reduce crop losses and increase crop yields (Son, 2018; Orouet et al., 2024). Apart from their beneficial effects, pesticides can be harmful for humans and increase environmental pollution (Saliou et al., 2013; Ekra et al., 2023). Indeed, poor phytosanitary practices, intensive pesticide use and bioaccumulation phenomena can cause respiratory problems, cancer, headaches, skin and mucous membrane irritation and even death (Kpan et al., 2019; Mambe-Ani et al., 2019). Despite alerts and incidence studies of phytosanitary practices in urban market gardening, the level of pesticide contamination in lettuce produced by urban farmers is less studied. It is in this context that this study was carried out in Yamoussoukro, a city with a high level of urban agricultural production. The aim of the study was therefore to assess the level of pesticide contamination of lettuce produced and consumed in Yamoussoukro. Specifically, the aim was to identify pesticide residues in lettuce, determine levels and assess the health risk associated with consumption of this leafy vegetable.

2. MATERIALS AND METHODS

2.1. Study area

The study area was the city of Yamoussoukro, in central Côte d'Ivoire. The low-lying areas near the Basilica known as Petit Bouaké, behind the Presidency and behind the CIE were chosen as study sites. These sites are located right in the city center.

2.2. Lettuce production data collection

In order to carry out surveys at farmer level, questionnaires were drawn up. These used to gather information on urban lettuce in Yamoussoukro. The lettuce characterization and production survey was divided into two main parts. The first part provided information on the profile of producers (gender, age, nationality, level of education) and the second part concerned

the characteristics of urban production (source of irrigation water, type of fertilizer and use of pesticides). In all, one hundred and seventeen (117) lettuce farmers were surveyed. The people surveyed were of both sexes, from all levels of education and all social strata.

2.3. Sampling

Three sites in the center of Yamoussoukro were selected. One at each site, three different beds formed a study block. At crop maturity, three lettuce plants (one sample) weighing 500 g were harvested and packed in a stomacher bag. These bags were carefully labelled with an individual identification number. They were then transported in coolers containing cold accumulators to the laboratory for toxicological analysis. A total of 15 lettuce samples (5 per study site) were collected.

2.4. Pesticide analysis techniques

2.4.1. Extraction and separation

To extract pesticide residues from lettuce, 50 g of lettuce shred was taken, then 50 ml of double-distilled water and 100 ml of acetone were added. This mixture was homogenized for 3 minutes using an Ultra Turax blender. The resulting homogenate was filtered through Whatman paper containing glass wool and anhydrous sodium sulfate. To separate the aqueous phase from the organic phase, 20 g NaCl was added to the filtrate, and the mixture shaken vigorously. After shaking, the mixture was left to stand for a few minutes in a separating funnel. The supernatant was collected and its volume reduced to 10 ml using an evaporator (BUCHI). A glass column containing 20 g of activated fluorisil (ACROS) was conditioned with 5 ml acetone. The 10 ml extract was passed through the column, 1 to 2 drops per second. The filtrate was collected in a round-bottomed flask and shaken for about a minute, then left to stand for 10 to 15 minutes. A 5 ml aliquot of the filtrate was evaporated to dryness at 40°C. After evaporation, the round-bottomed flask was left to cool for one minute. Pesticides were recovered with 5 ml hexane and transferred to vials for quantification of active ingredient residues.

2.4.2. Determination of pesticide residues

For pesticides detection, an HPLC chain (Waters alliance) equipped with a SIL-20A sampler, LC-20AT pump, TRAY tank, DGU-20A5 degasser, CTO-20A oven and SPD-20A UV/VIS detector was used. Data acquisition was performed on a computer running LC solutions software.

The mobile phase consisted of water (10%-30%) and Hiper solv grade acetonitrile (70%-90%). Elution was carried out in isocratic mode. The stationary phase consisted of a Shimpack VPODS reversed-phase column (250 L x 4.6). Wavelengths ranged from 210 nm to 271 nm, while injection volumes were 10 µL and 20 µL. Oven temperature was set at 40°C. For each pesticide, a calibration was performed using the pure standard of the known concentration. From this calibration, the pesticide peak was identified on the sample chromatograms. The areas

Comment [u1]: Please cite a reference for the method used.

Comment [u2]: Please cite a reference for the method used.

of the peaks (standards and samples) were used to quantify the various active ingredients present in the lettuce samples. The various pesticide levels were calculated using the following formula:

$$C_p = \frac{S_c \times C_e \times V_2 \times V_f \times F}{S_e \times M_e \times V_1}$$

UNDER PEER REVIEW

C_p :activeingredientconcentration(mg/kg) ;**S_c** : samplepeakarea ;**S_e** : standardpeakarea ; **C_e** :standardconcentration(mg/L); **V₁**:volumetobepurified(L) ;**V₂** :volumeafterpurification(L) ;**V_f**:finalvolume(L) ;**M_e** :samplemass (kg)and**F** :dilutionfactor.

Thequantitiesofpesticidefoundinlettucesamplesfromthecityof Yamoussoukrowere comparedwiththeMaximumResidueLimits (MRLs)setbytheEuropeanUnion(EU,2018) andtheWorldHealthOrganization(WHO,2019).Thiswasusedtodeterminetheacceptability ofthelettucesamples.Pesticidelevelswerealsocomparedwiththe ADIand ARfDofeach chemicalcompoundfortherespectivechronicandacuteriskassessment.

2.4. Dataanalysis

ThevariousdatacollectedareprocessedinExcel2021. For pesticidesdetermination, datawere processedusingLCSolutionssoftware.Past4.17wasusedtocomparepesticidelevelsbetween sites.MATLABR2016bwasused forchemicalrisk assessment. Treatmentresultsare presentedintheformoftables,boxplotsandcurves.

3. RESULTS

3.1. Profileofurbanlettucegrowers

Theprofileofurbanlettucegrowersissummarizedin TableIbelow.Lettuceisproducedby bothgendersinthecityofYamoussoukro.Itisdominatedbymen(55.56%),comparedwith 44.44%forwomen.Producersrangeinagefrom30to60. Ivoriansaremore interestedinthisactivityin Yamoussoukro,witharateof58.97%.Themajorityoflettuce growersurveyedinthecityareilliterate,with arateof82.91%.However,therearealso primaryschoolandsecondaryschoolgrowers,withratesof12. and4. respectively.

Table I :Profileofurbanlettuce farmers

	Frequency	Percentage (%)
Age	<30years	19
	30-60years	86
	>60	12
Type	Male	65
	Female	52
Nationality	Ivorian	69
	Burkinabe	36
	Malian	12
Studylevel	Illiterate	97
	Primary	15
	Secondary	5

3.2. Inputs used for lettuce production

The main inputs used in lettuce production in Yamoussoukro are listed in Table II. All farmers surveyed (100%) use water from unprotected wells to water their lettuces. Poultry droppings and chemical fertilizers were used by 62.39% of growers in Yamoussoukro. Other growers (37.61%) use a mixture of poultry dung, cow dung and chemical fertilizer to fertilize their beds. Almost all growers use pesticides to control lettuce pests and diseases.

Table II: Main inputs used in urban lettuce production

Inputs	Frequencies	Percentages (%)
Water from unprotected wells	117	100
Surface water	0	0
Poultry droppings and chemical fertilizers	73	62,39

Poultry droppings, cow dung and chemical fertilizers	44	37,61
Pesticides	117	100

3.3. Pesticide residues in lettuce

Toxicological analyses of lettuce samples from the town of Yamoussoukro revealed the presence of twelve (12) pesticide residues. Each lettuce sample was contaminated with at least one (1) pesticide residue. These residues belong to the following families (**Table III**):

Table III : Concentration (mg/kg or ppm) of pesticides residues extracted from Yamoussoukro lettuce

		Yamoussoukro	
		VMax	CM
Organophosphates	Parathion	1,31	0,19 ± 0,09
	Chlorpyrifos	1,83	0,47 ± 0,15
	Dimethoate	2,41	0,6 ± 0,18
Pyrethroids	Cypermethrin	2,02	0,39 ± 0,15
	Cyhalothrin	1,64	0,5 ± 0,14
Tetronic Acids	Spirodiclofen	2,71	0,55 ± 0,19
Benzimidazoles / Carbamates	Carbendazim	1,18	0,28 ± 0,1
Organochlorines	Chlorothalonil	1,29	0,31 ± 0,09
Dithiocarbamates	Maneb	1,33	0,12 ± 0,08
Benzamides	Zoxamide	2,58	0,83 ± 0,24
Neonicotinoids	Thiamethoxam	1,03	0,21 ± 0,09
Phenols	Orthophenilphenol	1,04	0,2 ± 0,09

VMax : Maximum Value ; CM : Average Concentration

Statistical analysis showed that there was no significant difference ($P > 0.05$) between sites in the concentrations of Parathion, Chlorpyrifos, Dimethoate, Cypermethrin, Cyhalothrin, Spirodiclofen, Carbendazim, Chlorothalonil, Maneb, Thiamethoxam and Orthophenilphenol. On the other hand, a significant difference ($P < 0.05$) was observed between Zoxamide levels from one site to another. The highest values were observed in sites 2 and 3 respectively (0.65 mg/kg and 1.83 mg/kg). The figures below show the concentration variability of the various chemical elements.

3.3.1. Lettuce pesticide compliance with standards

Pesticide levels in lettuce, Maximum Residue Limits (MRLs) and their different classes are summarized in **Table IV**. For samples with active ingredient levels less than or equal to the MRL, the product is considered acceptable. On the other hand, if the level is strictly higher than the MRL, the product is said to be unacceptable, and therefore unfit for consumption. So

samples contained levels well in excess of the MRLs laid down by the WHO and the European Union. A rate of 33.33 lettuce samples did not comply with the prescribed standards, and were therefore unacceptable and unfit for consumption. The proportion of samples conforming to different standards was 66.67%. Parathion, a product recognized by the WHO as extremely dangerous for consumers, was found in some samples at levels exceeding the MRL. The figures below show the variability of pesticide levels in lettuce at the various study sites.

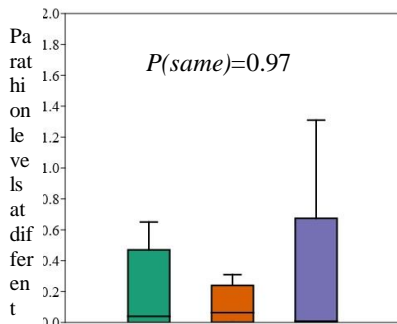


Figure 1: Content variability in parathion in sites

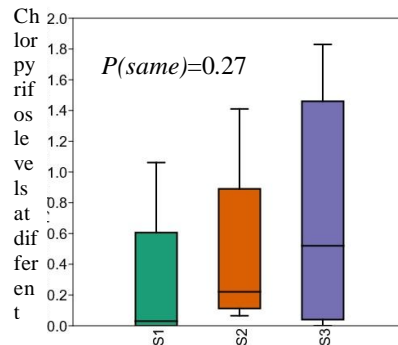
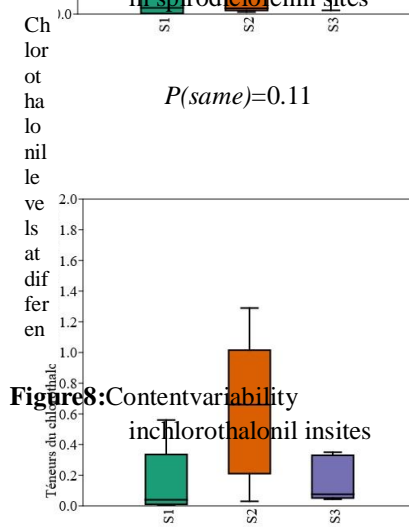
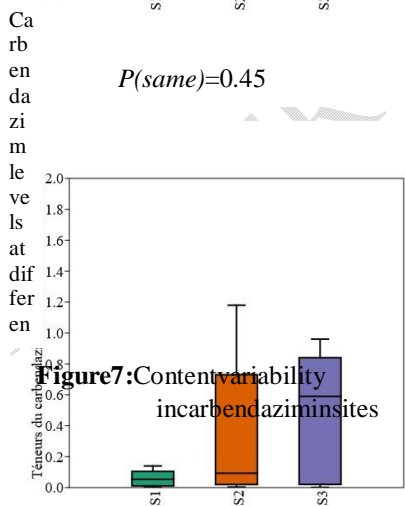
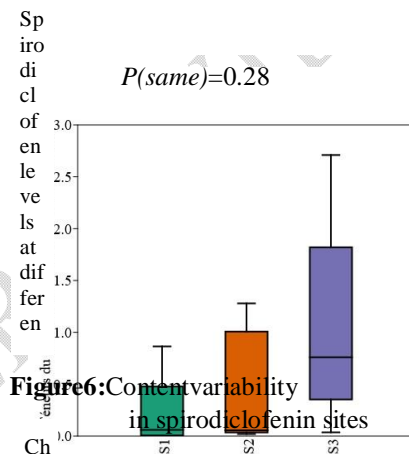
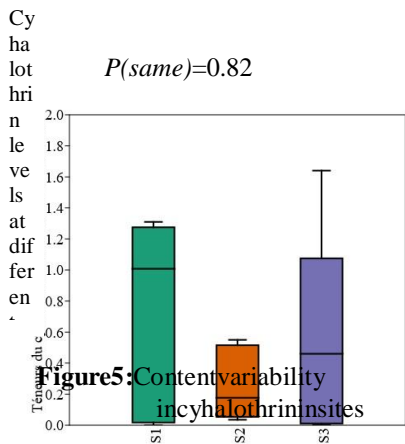
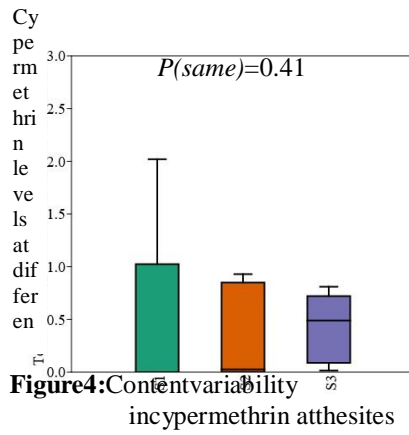
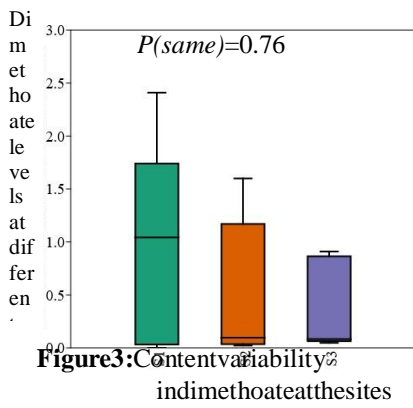


Figure 2: Content variability in chlorpyrifos at the sites

UNDER PEER



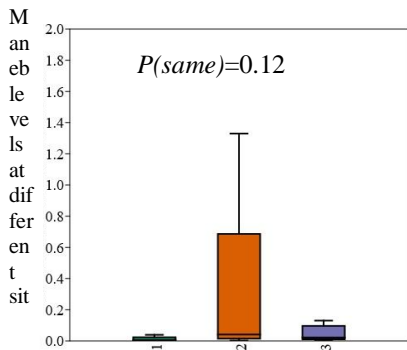


Figure9:Contentvariability
inmanebatthesites

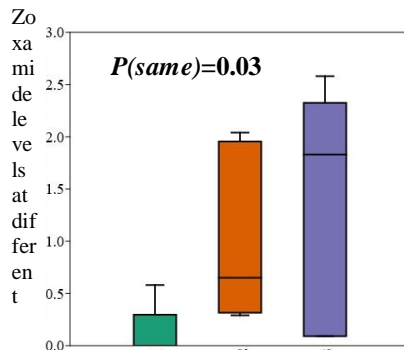


Figure10:Contentvariability
ininnoxamidein
sites

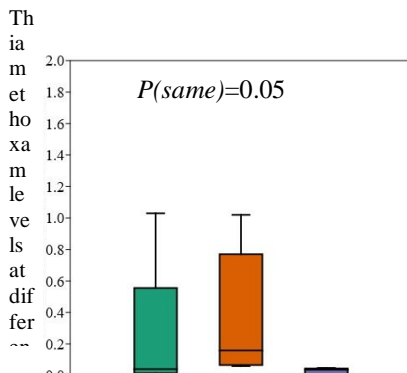


Figure11:Contentvariability
ininthiamethoxamin sites

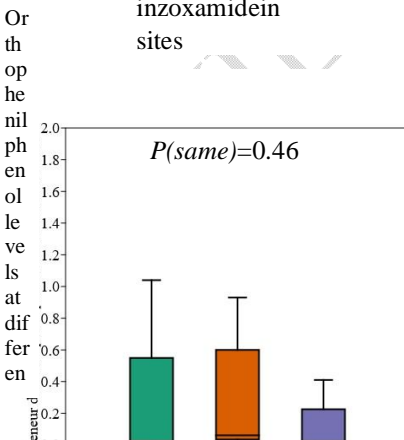


Figure12:Contentvariability
ininorthophenilphenolatsites

UNDER

Table IV: Comparison of active ingredient levels with MRLs

Active ingredients	Classes (mg/kg)	MRL samples (%)	No. of acceptable samples (%)	No. of unacceptable	References
Parathion	Ia	0,05	9(60)		6(40)
Chlorpyrifos	II	0,05	4(26,67)		11(73,33)
Dimethoate	II	0,3	8(53,33)		7(46,67)
Cypermethrin	II0,7	11(73,33)	4(26,67)		(EU,2018 ; WHO2019)
Cyhalothrin	II0,5	9(60)	6(40)		
Spirodiclofen	III	0,02	3(20)	12(80)	
Orthophenilphenol	NC	0,05	15(100)	0(0)	
Zoxamide	U	30	8(53,33)	7(46,67)	
Thiamethoxam	II	5	15(100)	0(0)	
Chlorothalonil	U	0,3	15(100)	0(0)	
Maneb	U	5	15(100)	0(0)	WHO,2019
Carbendazim	II	5	8(53,33)	7(46,67)	
TOTAL			120(66,67)	60(33,33)	

MRL :Maximum Residue Limit ;**EU** :European Union ;**WHO** :World Health Organization ;**Ia** : extremely hazardous ;**II** :moderately hazardous ;**III** :slightly hazardous ;**U** :unlikely to present an acute hazard ;**NC** :Not Classified and % :Percentage.

4. Chemical risks associated with eating lettuce

Chemical risk assessment for lettuce consumption was carried out according to the method described by the Codex Alimentarius Commission (FAO/WHO, 1999). There are risks of chronic and acute intoxication with Parathion, Dimethoate, Chlorpyrifos and Spirodiclofen. The risk of chronic poisoning with Parathion is 28%. On the other hand, the risk of acute poisoning is 2%. The risk of chronic poisoning with Dimethoate is 47%. While the risk of acute poisoning is 1%. With Chlorpyrifos, the risk of chronic poisoning is 0.3%. The risk of acute poisoning with Chlorpyrifos is non-existent. Spirodiclofen, on the other hand, presents a risk of chronic and acute poisoning. These risks are 0.22%. The figures below show the curves for the chemical compounds at risk.

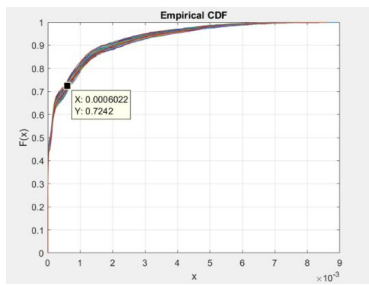


Figure13: Risk of chronic poisoning with parathion

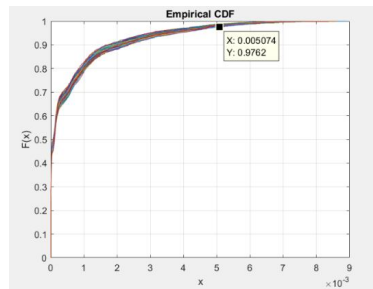


Figure14: Risk of acute poisoning with parathion

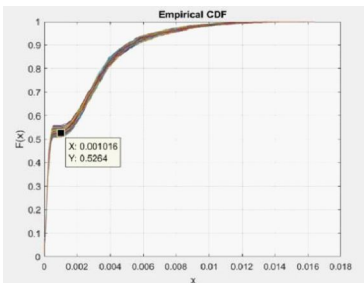


Figure15: Risk of chronic poisoning with dimethoate

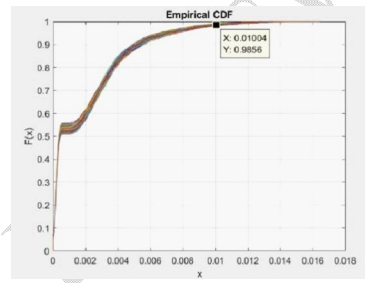


Figure16: Risk of acute poisoning with dimethoate

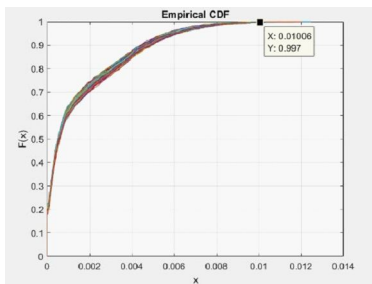


Figure17: Risk of chronic poisoning with chlorpyrifos

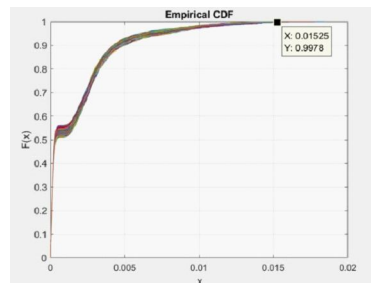


Figure18: Risk of chronic poisoning and acute with spirodiclofen

5. DISCUSSION

Urban agriculture, in particular lettuce production, is undergoing significant development in the city of Yamoussoukro. This activity is practiced by both genders. However, it is dominated by men (55.56%) compared to women (44.44%). The strong presence of men in the market gardening activity has been noted in recent similar studies on market gardening (Alio *et al.*, 2017; Bâet *et al.*, 2018; Kouassi *et al.*, 2024). However, these data differ from those reported by Kouassi *et al.* (2019). Indeed, in a study carried out in Daloa (Côte d'Ivoire), the authors showed that urban lettuce production is dominated by the female gender in 58.1% of cases versus 41.9% for men. The high involvement of men in this activity could be explained by the unavailability of land. The lower-than-average rate for women could be linked to the arduous nature of the work. Added to this is the fact that women are generally specialized in marketing agricultural crops (N'diaye *et al.*, 2021). But also, by the lack of financing for market gardening activities. The omnipresence of senior citizens, or even retirees, seeking additional income and surely the arduous nature of the work (transplanting and irrigation) mean that the age of the producers surveyed is between 30 and 60 (Bâet *et al.*, 2016). This result differs from the studies by N'diaye *et al.* (2021) and Boukary *et al.* (2023) on income distribution and economic growth in sub-Saharan Africa and onion bulb farming practices. Market gardening in Yamoussoukro is mainly practiced by Ivorians (58.97%). Contrary to the studies carried out by Ganacadjâ *et al.* (2022), the activity is predominantly carried out by non-nationals, with a rate of 87.87%. The high involvement of Ivorians in market gardening in Yamoussoukro is due to the fact that they are increasingly involved in this activity. The percentage of illiterates (82.91%) obtained in this study is higher than the 70% of illiterates reported by Kouassi *et al.* (2019). This illiteracy rate can be explained by the fact that market gardening does not necessarily require a high level of education. However, the level of education does have an impact on the mastery of Good Agricultural Practices (GAP).

The growers surveyed (100%) use water from unprotected wells to water their lettuces. These risky practices were reported by Kouassi *et al.* (2024), who showed in a study that urban growers used well water for irrigation. Poultry droppings and chemical fertilizers are used by respondents (62.39%) as fertilizers in the city of Yamoussoukro. This result corroborates those found by De Bonet *et al.* (2019) and Yeo *et al.* (2022) in their various works on agroecological practices and the challenges of vegetable production in Côte d'Ivoire. A rate of 37.61% of urban lettuce growers use a mixture of poultry droppings, cow dung and chemical fertilizer for bed fertilization. Similar inputs were reported in the work of Boukary *et al.* (2023), who stated that urban growers use organic manure combined with two types of chemical fertilizer (NPK and urea). The use of these fertilizers proves that cultivable soils are becoming

increasingly nutrient-poor. All growers (100%) use pesticides. In the work of **Boukary et al. (2023)**, 74% of market gardeners were already using pesticides.

The use of pesticides by market gardeners (100%) in the town of Yamoussoukro is an unavoidable practice. This result is contrary to that found by **Oula et al. (2021)**. Indeed, the authors revealed in their work in Côte d'Ivoire that the inappropriate use of registered or unregistered phytopharmaceutical products is widespread, reaching a rate of 97% among the growers surveyed. This high use of pesticides by market gardeners can be explained by repeated plague attacks on lettuce. At least one pesticide residue was found in all lettuce samples from the different study sites. Relatively similar pesticide active ingredients were detected in lettuces from the city investigated. This similarity indicates uniform pesticide use practices across all study sites. We can therefore notice that growers with the same difficulties exchange information on the same production site. A wide variety of active ingredients were detected in lettuces. These active ingredients belong to several families, including Organophosphates, Pyrethroids, Tetrionic Acids, Carbamates, Organochlorines, Dithiocarbamates, Benzamide, Neonicotinoids and phenols in high concentrations. Despite these similarities observed, pesticide residue levels differ from site to site. Organophosphates were most abundant in lettuce grown in the study town. Our results are in line with those of **Salio et al. (2013)**. Indeed, in a study conducted on the evolution of pesticide residues in consumer horticultural products in Senegal, the authors reported the presence of pesticide residues belonging to the Organophosphorus, Organochlorine, Carbamate and Pyrethroid families. Similarly, **Amadou Diop (2013)** reported the presence of these pesticide families in fruit and vegetables. Residue analysis of some pesticide chemical families in fruit and vegetables has also revealed the presence of Organophosphates and Organochlorines (**Bounesrag, 2021**). Chlorpyrifos and Cypermethrin were also found in fruit and vegetables in a study carried out in Algeria (**Samira, 2017; Rahmani, 2019**). In contrast with the work of **Yao et al. (2016)**, Lambda cyhalothrin was not detected in lettuces from the study sites. Parathion, an extremely hazardous product (**EU, 2018**), detected in lettuces from the city of Yamoussoukro was not reported in the work of **Kpanetal. (2019)**. The diversity of active ingredients obtained could be explained by the fact that growers use several types of phytosanitary products to treat lettuce. The different concentrations observed in these pesticide families can be explained by their physicochemical properties. But also by the quantities of active ingredients applied by growers. Active ingredients declared moderately hazardous (II), slightly hazardous (III) and unlikely to present an acute hazard (U) were reported in our work (**EU, 2018; WHO, 2019**). These results confirm those reported by **Oubellil (2022)** in their work on the evaluation and characterization survey of pesticides used in viticulture in Algeria.

The active ingredients detected in lettuces from the town of Yamoussoukro sometimes exceed the MRL. The presence of these compounds in lettuces could have negative consequences for human and animal health, as well as for the environment. A rate of 33.33% of samples did not comply with current European Union and WHO standards. In other studies on vegetables, especially lettuce, high rates of non-compliant samples have been reported. This has been noted in studies on lettuce (Narenderan *et al.*, 2019; Pan *et al.*, 2020) and other vegetables (Rahman *et al.*, 2021). These high levels of active ingredients can be explained by over-dosing of plant protection products by growers. This could expose consumers to the acute, sub-acute and chronic effects associated with these products. Residue levels below MRLs can be explained on the one hand by the length of the period between application and sampling, and on the other by compliance with the manufacturer's instructions prior to product application (Ahmad *et al.*, 2013; Bakirci *et al.*, 2014). In order to obtain good-quality lettuces, the use of pesticides on lettuce crops could be limited. Chemical risk assessment has shown that there is a risk of chronic and acute poisoning from parathion, dimethoate, chlorpyrifos and spiroticlofen. In fact, 28% of the population would be exposed to chronic poisoning by parathion and 2% to acute poisoning. On the other hand, 47% of the population would be exposed to chronic intoxication with dimethoate and 1% to acute intoxication. In the case of chlorpyrifos, only 0.3% of the population would be exposed to chronic poisoning. On the other hand, 0.22% of the population would be exposed to chronic and acute intoxication with spiroticlofen. The results obtained from this study corroborate those of Yao *et al.* (2016). Indeed, the authors showed in their work that lettuce consumers are exposed to the chronic and adverse effects of dimethoate and chlorpyrifos. The adverse effects of these pesticides on human health are manifold. These include digestive, neurological and cardiovascular disorders, peripheral neuropathies and pulmonary complications. But also dermatological, carcinogenic, reproductive and endocrine effects (Thakur *et al.*, 2014).

6. CONCLUSION

The study revealed pesticide contamination of urban-grown lettuce in Yamoussoukro, the political capital of Côte d'Ivoire. It revealed that lettuce is produced by illiterate people at a rate of 82.91%. Pesticide residues were detected in the lettuces. These residues belong to nine (9) pesticide families namely organophosphates, pyrethroids, tetrionic acids, carbamates, organochlorines, dithiocarbamates, benzamides, neonicotinoids and phenols. Parathion, an extremely hazardous product, was detected in the lettuces produced. A rate of 33.33% of samples did not comply with current standards. The presence of these compounds in lettuces

could have negative consequences for human health and the environment. The risks of chronic and acute poisoning linked to the consumption of lettuces are real in the city of Yamoussoukro. The relevant authorities need to make growers aware of the harmful effects of pesticides and train them in good farming practices.

REFERENCES

- AGRA.(2021).FoodMarketDemandandCompetitiveness. WestAfricaRegionReport.
- AhmadS.,Hiroyuki F.,IsaoW.&KatsuhisaH.(2013).Concentrationsoforganochlorine pesticides(OCPs)residuesinfoodstuffs collectedfromtraditionalmarketsinIndonesia. Chémosphèrevolume90,1742 -1750p.
- AlioS. A.,InoussaM.M.,BakassoY.&SamnaS.O.(2017).Diversityanddynamicsof *Salmonella*isolatedfromlettuce(*Lactucasativa* L.) invegetablecropsinNiger(West Africa).*JournalofAppliedBiosciences*,119:11917-11928.
- AmadouD.(2013).Diagnosisofpesticideusepracticesandquantificationin theNiayesarea ofDakar(Senegal). Doctoralthesis,241p.
- BaA.& CantoreggiN.L.(2018).Urbanandperi-urbanagriculture(AUP) andtheeconomyof agri-urbanhouseholds inDakar(Senegal). *Int. J. Environ.Agric.Biotechnol.*3,195-207.
- Ba A.,CantoreggiN.,SimosJ.&DucheminE.(2016).Healthimpactsofurbanfarmers' practices inDakar(Senegal).*VertigORev. Électronique EnSci. L'environnement*16.
- BakirciG.T.,DilekB.Y.A.,FatihB.&SemihO.(2014).Pesticideresiduesinfruitsand vegetables fromtheAegeanregion, Turkey.*FoodChemistry*volume160, 379-392p.
- BoukaryH.,RabeM.M.,BoriH.,SoumailaAbdoulayeA.&YahayaB.Z.(2023).Practices Paysannes de ProductiondeBulbes d'Oignon(*Alliumcepa*L.)dans uneZonePériurbaine deNiamey :Cas duSiteMaraicherdeKollo. ESIPreprints.
- BounesragA.(2021).Analysisofresiduesofsomechemicalfamiliesofpesticidesinfruitsand vegetables.Dissertation,66p.
- Chemicalpesticidesandhumanhealth:theurgentneedforanewconceptinagriculture. *Frontiers inpublichealth*,4,148.
- DakuyoR.,KonateK.,SamaH.,SanouA.,KaboreK.,DiaoM.,DibalaC.I.&DickoM.H. (2020).Assessmentofonionscontaminationbypesticidesresiduesandcharacterizationof marketgardeners'culturalpracticesintheregion ofBoucleduMouhoun(BurkinaFaso). *Int.J.Biol. Chem. Sci.* 14(9):3097-3109.
- DeBonH.,FondioL.&DuguéP.(2019).Studytoidentifyandanalyzeconstraintstovegetable productionaccordingtothemajoragro-climaticzones ofCôte d'Ivoire.

Ekra A.M.E., Kwadjo K.E., Loukou K.K.S., Kra K.D., Guessan B.T.K., Atsain R. E.
(2023). Evaluation of health and environmental risks related to phytosanitary practices
in cucurbit growers in southern and central Côte d'Ivoire. Rev. Ivoir. Sci. Technol. 42(2023) 19-34.

UNDER PEER REVIEW

[EU Pesticides Database - European Commission](#)

- FAO/WHO.(1999).Principlesandguidelines fortheconductofmicrobiologicalrisk assessment.CAC/GL-30(1999).Rome,Italy,6p.
- Ganacadjac., Mavoungou J.F., MouketouA., Biroungou C. &Nzengue E.(2022).Analysede QuelquesCaractéristiquesdelaFilièreMaraichagedans TroisProvincesduGabon.ESI Preprints,55p.
- KouakouP. A.K.(2019).DeterminantsEconomiquesetImpactSocialdusecteurmaraîcher dans laCommunededeBoundali.AgronAfricaineN°Spécial103-113.
- KouassiA.G.,KouassiK.C.,OuinaT.S.T.,&KonateI.(2024).RisksofSalmonellosisLinked totheConsumptionof LettuceGrownon theOutskirtsandinUnexploitedIntraUrban AreasoftheCityofBouaké,Central-Côted'Ivoire.J. Adv.Microbiol,vol.24,no.1,pp. 30-38.
- KouassiK.C.,AttienY.P.,CoulibalyB.,DiomandéS.,BenieC.K.D.,KonateI.&KoffiN. R.(2019).ConsumptionofTraditional LeafyVegetables(Amaranthushybridus)andRisk ofitsMicrobialContaminationinDaloa Town(Côted'Ivoire).AnnualResearch&Review inBiology, 33(3):1-14.
- KouassiK.C.,KouassiK.A., YaoK.M.,KouassiA.G.&KoffiN.R.(2019).Assessmentof theRiskofMicrobialcontaminationofanUrbanCropintheCityofDaloa(Côted'Ivoire): CaseofLettuce(*Lactucasativa*L.).JournalofFoodResearch, Vol8,122-132.
- KpanK.G.K.,YaoL.B.,DiemeleouC.A.,N'guettiaR.K.,TraoreS.K.&DembeleA.(2019). Phytosanitarypracticesinperi-urbanagricultureandpesticidecontaminationoffoodstuffs: thecaseofmarketgardenersinPort-Bouët(Abidjan).JournalofAnimal&PlantSciences, 41(1):6847- 6863.
- Mambe-AniP., OuattaraK.N., ElleingandF. E. &KadjoV.(2019).Assessmentoftheimpact ofpesticide useinurbanandperiurbanagricultureinAbidjan,Côte d'Ivoire.Int.J.Biol. Chem.Sci. 13(6):2824-2837.
- N'diaye O., Diatta U.,Abeudje A., DraméM.,Ndiaye S. &Tidiane Ba C. (2021). Characterizationofmarketgardeningperimeters institutedbywomen's groups as a resilience strategy ina post-conflictzone (Casamance,Senegal).European Scientific Journal,ESJ,17(13), 118.
- NarendranS.,MeyyanathanS.,KarriV.V.S.R.,BabuB.,&ChintamaneniP.(2019). Multivariate response surface methodologyassistedmodifiedQuEChERSextraction methodfortheevaluationoforganophosphatepesticidesinfruitsandvegetablescultivated inNilgiris, southIndia.FoodChemistry, 300, 125188.

- WHO.(2019).Recommended WHOhazardclassificationofpesticidesandguidelinesfor classification.104p.
- OrouS.A.,ChirawurahD.,HoundjiA.,AchanaF.,AputereN.J.,NkansahB.M.,&Martin N.A.(2024).Occurrenceofpesticide residuesandassociatedecologicalrisksassessment inwaterandsedimentfromselecteddams innorthernGhana.PLoSONE19(10): e0312273.
- OubelliZ. Y.(2022).Evaluationandcharacterizationsurveyofpesticidescurrentlyusedin viticultureinthewilayas ofBoumerdès andTizi-ouzou.Dissertation,144p.
- OulaP. Q., MartinT.,FondioL., KonéD.,DjéjouW. B.,ParrotL. (2021).Lesdéterminantsde l'usageinadaptédessproduitsphytopharmaceutiquesenmaraichagedecontresaisonencôte d'ivoire.CIRAD, 15p.
- PangY., ZangX., Li H., Liu J., Chang Q., Zhang S. &Wang Z. (2020). Solid phase microextractionoforganophosphorouspesticidesfromfoodsampleswithanitrogenoped porouscarbonderived fromg-C₃N₄templated MOFasfibercoating.Journalof hazardous materials,384, 121430.
- RahmanM., HoqueM.S., BhowmikS.,FerdousiS.,KabirazM.P.&vanBrakel M.L.(2021). Monitoringofpesticideresiduesfromfishfeed, fishandvegetablesin BangladeshbyGC-MSusingtheQuEChERSmethod.Heliyon, 7(3), e06390.
- RahmaniK.(2019).Analysisofpesticideresidues onsomefruitsandvegetablesbyGC/MS. Thesis,71p.
- SaliouN.,AnastasiéM., MoussoukhoyeD., Mamadou B.T., Jean R. I. C. &SeydouT. (2013). Étudedel'évolutiondes résidusdepesticides dansles produitshorticoles de grande consommationauSénégal.Rev. Ivoir. Sci.Technol.21&22(2013)31-44.
- SamiraM.,Mohamed L.,SidiM.O.,SiheM.T.,FahimaN.&GhaniaO.(2017).Evaluationof pesticideresiduesinAlgerianfruitsandvegetables.FoodsAdditivesContaminantsvolume 10,91-98p.
- SonD.(2018). Riskanalysis ofpesticideuseandperformancemeasurementofintegratedpest managementintomatocultivationinBurkinaFaso.PhDthesis,UniversitédeLiège,212 p.
- SoroG., KoffiN.M.,KoneB., KouakouY. E., M'BraK.R., SoroP. D.&SoroN.(2018). Use ofphytosanitaryproductsinmarketgardeningaroundthedrinkingwatersupplydaminthe cityofKorhogo(northernCôte'd'Ivoire):risks topublichealth. Environ.Risque Sante,17 (2):155-163.
- TanoB.F.,AboK., DembéléA.&FondioL. (2011).Productionsystems andriskypractices in urbanagriculture:thecaseofmarketgardeninginthecityofYamoussoukro, Côte'd'Ivoire. InternationalJournalofBiologicalandChemicalSciences 5(6):23172329.

Thakur D.S., Khot R., Joshi P. P., Pandharipande M. & Nagpure K. (2014). Glyphosate poisoning with acute pulmonary edema. *Toxicology International*. 21(3):328.

Yao B.L., Kpan K.G.K., Messoum F.G., Dembélé A. & Traoré K.S. (2016). Evaluation of the phytosanitary risk associated with the consumption of lettuce (*Lactuca sativa* L.) grown in the commune of Port-Bouët (Abidjan). *Rev. Mar. Sci. Agron. Vét.* 4(3):23-30.

Yeo K. T., Fondio L. & Kouakou K. L. (2022). Characterization and diversity of vegetable production systems in central (Bouaké) Côte d'Ivoire with a view to agroecological transition. *J Anim Plant Sci* 52:9538-9551.

UNDER PEER REVIEW