

**To estimate genetic variability and genetic advance for bulb yield and its components of different mutant lines of Garlic (*Allium sativum L.*) under Chhattisgarh plains**

**ABSTRACT**

The present investigation entitled “~~This study aims to estimate evaluate the~~ genetic variability and genetic advance for bulb yield and ~~its the~~ components of different mutant lines of Garlic (*Allium sativum L.*) under Chhattisgarh plains.” ~~The e~~ Experiment was laid out in Randomized ~~block~~ Block design with three replications ~~and including~~ 21 mutant lines viz., IG C-1, IG C-2, IG C-3, local check, IG M-2021-1, IG M-2021-2, IG M-2021-3, IG M-2021-4, IG M-2021-5, IG M-2021-6, IG M-2021-7, IG M-2021-8, IG M-2021-9, IG M-2021-10, IG M-2021-11, IG M-2021-12, IG M-2021-13, IG M-2021-14, IG M-2021-15, IG M-2021-16, IG M-2021-17. Data were ~~analysed~~ analyzed to work out ~~the~~ performance of mutant lines, to assess genetic variability, heritability, genetic advance. ~~The character taken under study include~~ plant height (cm), number of leaves, collar height (cm), collar thickness (cm), fourth leaf length (cm), fourth leaf width (cm), polar diameter (cm), equatorial diameter (cm), neck thickness (cm), number of cloves, average weight of bulb (g), TSS, days to maturity, weight of ten outer cloves (g), marketable yield ( $t\ ha^{-1}$ ), total yield ( $t\ ha^{-1}$ ). Estimates of genetic parameters for various character under study revealed that high genotypic co-efficient of variation was found in general compared to phenotypic co-efficient of variation. Heritability estimates under present investigation ranged from moderate to high. High heritability estimates recorded for collar height, weight of outer ten cloves, marketable yield, total yield. High heritability coupled with high genetic advance was recorded for collar height, marketable yield and bulb yield.

Key words: Heritability, genetic advance, mutant lines etc.

**INTRODUCTION**

Garlic (*Allium sativum L.*) is an annual aromatic herbaceous spice that belongs to the Alliaceae family (Kurian, 1995). After onion, it is the second most widely cultivated spice crop (Rubatzky and Yamaguchi, 1997). Garlic dates back to prehistoric times in Central Asia and the

Formatted: Indent: Left: 0", First line: 0"

Formatted: Font: Not Bold

Comment [Editor1]: What components - nutritional, proximate, etc are you investigating?

It'd be great to include it.

Formatted: Font: Not Bold

Formatted: English (United States)

Formatted: English (United States)

Comment [Editor2]: What analytical tool did you use to analyze the results - SPSS, Excel, JMP, GraphPad, etc?

Comment [Editor3]: Unless stated otherwise by the journal, I think this is the section for your results, especially the significant results.

Mediterranean region (Thompson and Kelly, 1957). Before 2000 B.C., garlic cultivation was discovered in Egypt, and nearly 5000 years ago in India (Kamenetsky and Rabinowitch, 2001). Garlic is produced ~~world-wide~~ worldwide. It is consumed as spice, flavouring agent and also has pharmaceutical benefits. "*Allium*" is the widest and the most diverse representative genus of the Alliaceae. It is spread across in North Africa, North America, Europe and Asia and contains around 700 different species (Tsiaganiset *et al.*, 2016). China is the leading producer of garlic and accounts for 20.7 million tons of production, followed by India with production of 2.9 million. In India, Madhya Pradesh is the leading producer of followed by other states like Rajasthan, Uttar Pradesh, and Gujarat (Anon., 2021a). Whereas in Chhattisgarh it occupies 4,411 ha area with production of around 26,185 MT (Anon., 2021b). In recent years, mutation breeding has gained popularity as a convenient tool for crop development and as a way to complement current germplasm for cultivar improvement in breeding programmes (Acharya *et al.*, 2011). Furthermore, Mutations ~~is~~ are defined as a sudden heritable changes in gene. It can be either spontaneous or induced. It can be induced either in seed or propagating material.

Comment [Editor4]: This is a very good highlight, but it is lacking references.

Comment [Editor5]: I think we should have more than one references to support this. Please include them.

## MATERIAL AND METHOD

The investigation entitled "~~Evaluation of different garlic (*Allium Sativum* L.) mutant lines for growth, yield and quality under Chhattisgarh plains condition~~" The study was conducted in Rabi season 2021-2022 at Research cum Demonstration Farm, College of Agriculture, Indira Gandhi Krishi Vishwavidyalaya, Raipur (C.G.) - 492012. . Geographically ~~it~~ lies between 21°16'N latitude and 81°36'E longitude at an altitude of 289.56 meters above mean sea level.

The phenotypic and genotypic variance components, and coefficients of phenotypic and genotypic coefficients of variation were calculated by the methods suggested by Burton and Devane, 1953 is illustrated below:

- 1) Genotypic coefficient of variation (GCV) –

$$\text{GCV (\%)} = \frac{\sqrt{\sigma^2 g}}{\bar{X}} \times 100$$

Where,

$\sigma^2 g$  = genotypic variance

$\bar{X}$  = Mean of characters

- 2) Phenotypic coefficient of variation (PCV) –

$$\text{PCV (\%)} = \frac{\sqrt{\sigma^2 p}}{\bar{X}} \times 100$$

Where,

$\sigma^2 p$  = phenotypic variance

$\bar{X}$  = Mean of characters

### Heritability

Heritability with reference to broad sense ( $h^2b$ ) is defined as proportion of genotypic variance to total variance (phenotypic variance). It was estimated by using Hansen et al., (1956) formula:

$$h^2 b = \frac{\sigma^2 g}{\sigma^2 p} \times 100$$

The heritability was classified into low, moderate and high as suggested by Robinson (1966):

<50%	=	Low
50-70%	=	Moderate
>70%	=	High

### Genetic advance

It was calculated as per method given by Johnson et al., (1955)

$$GA = k \sigma p h^2$$

Where,

$k$  = Selection intensity at 5% i.e. 2.06 (constant)

$\sigma p$  = Phenotypic standard deviation

$h^2$  = Heritability in broad sense

Genetic advance was classified into high, moderate and low as suggested by Johnson *et al.* (1955) >20% = High

10-20% = Moderate

### Genetic advance as percentage of mean –

It was estimated by the formula –

$$GA (\%) = \frac{GA}{\bar{X}} \times 100$$

Where, GA = Genetic advance

$\bar{X}$  = Mean of character

### PARAMETERS UNDER STUDY

The estimates of PCV and GCV were classified as low (<10%), moderate (10-12%) and high (>20%) according to Sivasubramanian and Madhavamenon (1973). Data presented in table-1 indicated highest range of variation (17.73-42.94) for fourth leaf width followed by plant height (14.55-58.75). For neck thickness the range of variation was very narrow (0.36-1.18). The Genotypic coefficient variation (GCV) and Phenotypic coefficient variation (PCV) garlic mutant lines are depicted in Figure no. 1 and Figure no. 2. High magnitude of genotypic as well as phenotypic coefficient of variation were recorded for traits viz., Collar height (33.41 and 35.00), Weight of ten outer cloves (33.26 and 39.84), Marketable yield (32.31 and 33.77), total yield (26.22 and 28.01) and average weight of bulb (19.18 and 23.31) suggests the substantial improvement can be achieved through selection of these traits. Moderate PCV and GCV was recorded for fourth leaf length (16.12 and 17.28), this suggests existence of considerable variability in the population. Selection based on these traits will contribute in improvement in genotype. Remaining character had low PCV and GCV. Lowest PCV and GCV recorded for number of leaves (5.37 and 3.11). The results of the present study were found to be close to the findings of Islam *et al.* (2004), Zahedi *et al.*(2007), Tsega *et al.*(2010), Singh *et al.*(2012), Kumar *et al.* (2015), Vatsayanet *al.*(2015) and Sharma *et al.*(2016). They recorded high PCV and GCV for Plant height, average weight of bulb, number of cloves per bulb and marketable yield.

The genetic advance as percentage of mean ranged from 3.20 to 65.70. Highest genetic advance as percentage of mean was recorded for Collar height (65.70%) followed by marketable yield (63.68%), weight of ten outer cloves (57.19%) total yield (50.58%). The genetic advance as percentage of mean was found to moderate to high for all characters except number of leaves (3.72%), fourth leaf width (8.37%), days to maturity (3.20%). The high value of genetic advance for the traits under study revealed that these characters are governed by additive genes and selection will be rewarding for further improvements in future. Moderate genetic advance for traits suggests that both additive and non-additive variance are operating in these traits. Furthermore, the traits showing low genetic advance indicates significance of non-additive gene effects. The genetic advance as percentage of mean is presented in Table 2 and Figure no. 2. The findings are in close associations with reports of Tsega *et al.* (2010), Sonkiyaet *al.* (2012), Singh *et al.*(2012), Sable *et al.*(2020).

## RESULT AND DISCUSSION

Comment [Editor6]: Is this different from the results and discussion you presented so far above?

UNDER PEER REVIEW




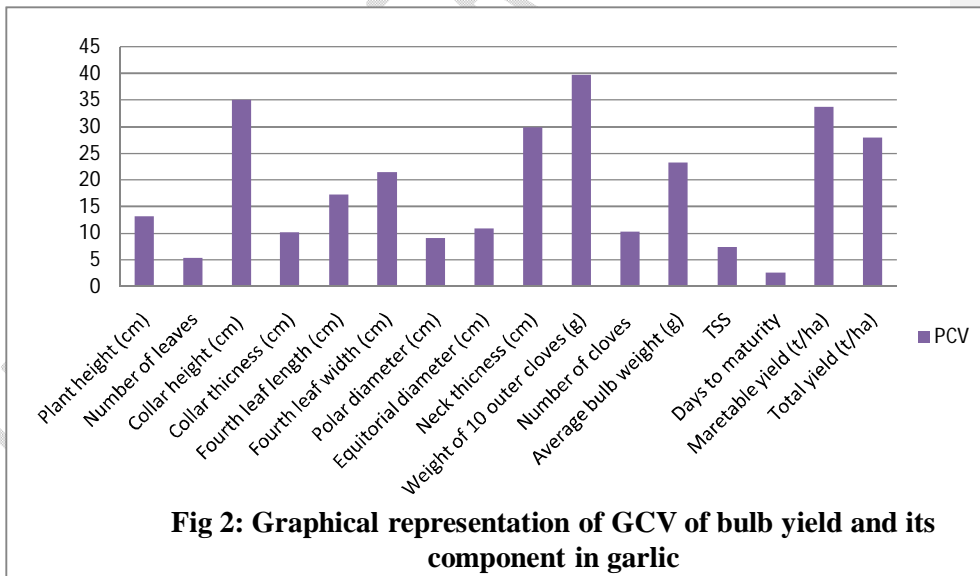
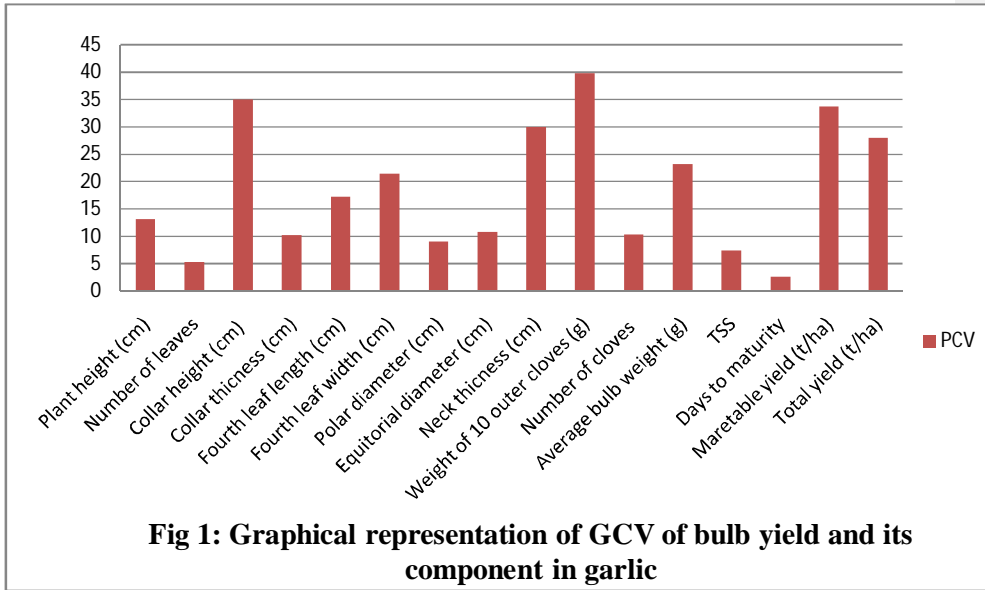
Table-1 Genetic parameter of variation for bulb yield and its components in garlic

S.No.	Parameters	Range		Mean	Coefficient of variation (%)		h <sup>2</sup> (b)	Genetic advance	G.A as % of mean
		Minimum	Maximum		Genotypic	Phenotypic			
1	Plant height (cm)	41.55	58.75	51.723	10.109	13.174	58.883	8.265	15.980
2	Number of leaves	8.3	9.27	8.692	3.116	5.375	33.593	0.323	3.720
3	Collar height (cm)	5.4	16.38	8.686	33.417	35.009	91.111	5.708	65.707
4	Collar thickness (cm)	2.59	3.96	2.965	8.463	10.290	67.651	0.425	14.340
5	Fourth leaf length (cm)	17.73	42.94	33.945	16.126	17.286	87.029	10.519	30.990
6	Fourth leaf width (cm)	0.58	1.40	1.217	9.355	21.529	18.882	0.102	8.374
7	Polar diameter (cm)	2.63	3.49	3.197	7.387	9.063	66.426	0.396	12.402
8	Equitorial diameter (cm)	2.56	3.93	3.336	9.284	10.902	72.528	0.543	16.288
9	Neck thickness (cm)	0.36	1.18	0.699	22.149	29.998	54.515	0.235	33.688
10	Weight of 10 outer cloves (g)	3.77	11.43	7.394	33.261	39.849	69.668	4.229	57.190
11	Number of cloves	19.47	28.33	23.670	9.241	10.314	80.272	4.037	17.055
12	Average bulb weight (g)	9.27	17.95	13.446	19.189	23.315	67.737	4.374	32.533
13	TSS	32.26	40.22	36.286	6.753	7.452	82.131	4.575	12.608
14	Days to maturity	130.33	141.33	136.397	2.043	2.687	57.807	4.364	3.199
15	Maretable yield (t/ha)	2.88	10.04	6.513	32.31	33.774	91.528	4.148	63.68
16	Total yield (t/ha)	3.61	10.31	7.170	26.228	28.015	87.649	3.627	50.584

**Table-2: Summary of Genotypic coefficient of variation (GCV), Phenotypic coefficient of variation (PCV), heritability (h<sup>2</sup>b) and genetic advance as percent of mean of bulb yield and its components in garlic**

S.No.	Characters	GCV %	PCV (%)	h <sup>2</sup> (b) (%)	Genetic advance as % of mean
1	Plant height (cm)	M	M	M	L
2	Number of leaves	L	L	L	L
3	Collar height (cm)	H	H	H	H
4	Collar thickness (cm)	L	M	M	L
5	Fourth leaf length (cm)	M	M	H	M
6	Fourth leaf width (cm)	L	H	L	L
7	Polar diameter (cm)	L	L	M	L
8	Equitorial diameter (cm)	L	M	H	L
9	Neck thickness (cm)	H	H	M	M
10	Weight of 10 outer cloves (g)	H	H	M	H
11	Number of cloves	L	M	H	L
12	Average bulb weight (g)	M	H	M	M
13	TSS	L	L	H	L
14	Days to maturity	L	L	M	L
15	Maretable yield (t/ha)	H	H	H	H
16	Total yield (t/ha)	H	H	H	H

**H- HIGH    M- MEDIUM    L-LOW**



Heritability estimates for most of the character ranged between moderate to high except number of leaves and fourth leaf width (cm). High heritability coupled with high genetic advance were recorded for collar height (cm), marketable yield ( $t\ ha^{-1}$ ) and total yield ( $t\ ha^{-1}$ ) whereas moderate level of heritability with moderate level of genetic advance was observed for fourth leaf length (cm), neck thickness (cm), average weight of bulb (g). Selection of these traits would be rewarding towards higher bulb yield. Occurrence of high heritability coupled with high genetic advance for marketable yield in tonnes per hectare, total yield of bulb in tonnes per hectare, collar height indicating preponderance of additive genetic variance in the genetic control of these traits. Selection would be more effective for these characters towards the improvement of total bulb yield in garlic.

**Comment [Editor7]:** I am not sure I understand where this paragraph fits so I am unable to understand how to comment in this paragraph.

## REFERENCES

**Formatted:** Indent: First line: 0"

1. Ahmed, D.I., Fandeel, N.M., Metwaly, A.K. and Ahmed, M.A. 2010. Performance of some Egyptian garlic strains, *Allium sativum* L. under Assiut conditions Assiut Journal of Agriculture Science, 41(3):1-12.
2. Al-Safadi, B., Mir Ali, N. and Arabi, M. I. E. 2000. Improvement of garlic (*Allium sativum* L.) resistant to white rot and storability using  $\gamma$ -irradiation induced mutations. Journal of Genetics and Breeding, 54(3): 175-181.
3. Anand, M., Sankari, A., Kamalkumaran, P.R. and Velmurugan, M. 2022. Studies on the genetic variability, character association and path coefficient analysis in garlic (*Allium sativum* L.). Electronic Journal of Plant Breeding, 13(1):69-74.
4. Anonymous, 2021a. Production volume of garlic in India FY 2022. Statista Research Department.
5. Anonymous, 2021b. Directorate Horticulture and Farm Forestry, Chhattisgarh (Department of Agriculture, Government of Chhattisgarh).
6. Bhatt, R., Soni A.K., Jangid, K. and Kumar, S. 2017. A study on genetic variability, character association and path analysis in promising indigenous genotypes of garlic (*Allium sativum* L.). International journal of Pure and Applied Biosciences, 5(1):679-687.
7. Choudhury, Pratha and Chatterjee, Ranjit 2009. Evaluation of some garlic germplasms for their suitability under Terai zone of West Bengal. The Orissa Journal of horticulture, 37(2):30-34.

8. Dewey, D. R. and Lu, K. H. 1959. A correlation and path coefficient analysis of components of crested wheat grass seed population. *Agronomy Journal*, 515-518.
9. El-Fiki, A. and Adly, M. 2019. Morphological, molecular, and organosulphur compounds characterization in irradiated garlic (*Allium sativum*) by GC-MS and SCoT markers. *Journal Of Radiation Research And Applied Sciences*, 13(1): 61-70.
10. Futane, N.W., Jogdande, N.D., Gonge, V.S., Warade, A.D. and Khandagale, S.S. 2006. Evaluation of garlic (*Allium sativum* L.) genotypes. *International journal of agriculture science*, 1:4-5.
11. Galton, F. 1888. Correlation and their measurement chiefly from arthropometric data. *Proceedings of the Royal Society*, 45:135-145.
12. Gashaw, B., Woldetsadik K. and Belete K. 2020. Growth and Yield Performance of Garlic (*Allium sativum* L.) Varieties to Application of Vermicompost at Koga Irrigation Site, Northwestern Ethiopia. *Journal of Biology, Agriculture and Healthcare* Vol.10, No.23.
13. Gowda, M.C., Madieneni, B. and Gowda, A.P.M. 2007. Evaluation of garlic (*Allium sativum* L.) genotypes for growth, yield and quality. *Crop research Hissar*, 33 (1/3):141-143.
14. Kar, S. 2013. Study on garlic (*Allium sativum* L.) genotypes under Chhattisgarh plains. M.Sc. (Ag.) Thesis, Indira Gandhi Krishi Vishwavidyalaya, Raipur, :7-15.
15. Kowser, A.R., H. A., JS, A.K., B, D. and Gowda, V.R. 2017. Performance of garlic (*Allium sativum* L.) genotypes for growth and yield traits under Eastern Dry Zone of Karnataka. *Journal of Pharmacognosy and Phytochemistry*, SP1: 213-216.
16. Mahmood, T., Hussain, S.L, Khokhar, K.M., Bhatti M.H. and Laghar, H. 2002. Comparative performance of garlic cultivars. *Asian Journal of Plant Science*, 1. 160-161.
17. Meena, M. L., Yadav, S., Kumar, S., Singh, R., Abha, R. and Mandel, R. K. 2020. Genetic Variability, Heritability and Genetic Advances in the Garlic, *Allium sativum* Genotypes. *Bioscience Biotechnology Research Communication*, 13(1).