

# Original Research Article

## Impact of Crop Residue Management on Soil Health in Rice- Wheat Cropping System in Southern Bihar

### ABSTRACT

The study investigates the effects of paddy straw bale management on soil health and the productivity of a rice-wheat cropping system in Southern Bihar. Conducted from 2021 to 2023, the experiment involved four treatments: control (FP), tillage + recommended dose of fertilizer (RDF), zero tillage (ZT) + mulching, and burning + ZT (RDF). Soil samples and crop yields were analyzed to evaluate physico-chemical properties, microbial activities, and economic viability. Results revealed that ZT + mulching significantly enhanced soil properties, including organic carbon, nutrient availability (NPK), and microbial activity, compared to other treatments. Grain and straw yields were highest under ZT + mulching for both rice (80.01 and 84.25 q/ha) and wheat (53.4 and 57.35 q/ha), with improved plant height, panicle density, and grain quality. Economic analysis indicated the highest benefit-cost ratio under ZT + mulching (3.18 for rice and 2.92 for wheat). This sustainable practice demonstrated its potential to mitigate residue burning's negative impacts, enhance soil health, and boost productivity, offering a viable strategy for long-term agricultural sustainability in the region.

**Keywords:** Crop Residue Management, Soil Health, Zero tillage, Mulching,

### INTRODUCTION

Wheat (*Triticum aestivum*) is one of India's most important staple crops, critical to ensuring food security. It is the second most widely cultivated cereal in the country, next only to rice. India contributes about 14% of global wheat production, ranking second globally after China. Major wheat-producing states include Uttar Pradesh, Punjab, Haryana, Madhya Pradesh, Rajasthan, and Bihar, with wheat cultivation covering approximately 30 million hectares annually, predominantly in the Rabi season. The Indo-Gangetic Plain, spanning Punjab, Haryana, Uttar Pradesh, and Bihar, forms the heartland of wheat cultivation due to its fertile soils, favorable climate, and extensive irrigation infrastructure. In this region, Bihar plays a significant role, with over 2.2 million hectares of its area dedicated to wheat farming annually. Despite its contributions, Bihar's wheat productivity averages 2.4–2.6 tons per hectare, which is below the national average of 3.4 tons per hectare and significantly lower than states like Punjab and Haryana, where yields exceed 4.5 tons per hectare. Lower wheat yields compared to wheat with no rice straw incorporated (Yadvinder-Singh, *et al.*, 1988; Toor and Beri, 1991). Wheat production in Bihar, particularly in northern districts like Rohtas, is influenced by multiple factors, including climate, soil health, and crop residue management, especially of paddy straw. One critical practice that has affected soil health and wheat productivity is stubble burning, which has adverse environmental and agronomic consequences. Exploring sustainable alternatives for managing paddy straw is essential for enhancing wheat production and preserving soil health in the region.

However, the incorporation of paddy straw may result in immobilization of the fertilizer-N and a reduction in the N supply for plants. Nitrogen immobilized in crop residue rematerializes later in the season. However, soil was amended with rice straw and incubated under moist aerobic conditions. During the first nine days, soil and fertilizer-N were rapidly immobilized, followed by N mineralization (Toor and Beri, 1991). Keeping the above facts in view, the present investigation was to evaluate the Impact of Paddy Straw Bale Management on Soil Health and Wheat Productivity.

### MATERIALS AND METHODS

The field study was conducted by Krishi Vigyan Kendra (KVK), Rohtas on farmers' fields over three consecutive years, from Rabi 2021 to 2023, in selected 5 villages under Climate Resilient Agriculture Project with 10 replications. The experiment aimed to evaluate the impact of various paddy straw bale management techniques on wheat productivity and soil health. The experiment was laid out in RBD with ten replications and four treatments viz. T1:-Control (FP) : 200: 60: 10, T2: Tillage + (RDF), T3: ZT (RDF) + Mulching, T4: Burning + ZT (RDF). In control plots (T1) the conventional method followed by local farmers, In T2 conventional tillage practices, where the soil is plowed before planting for loosen the soil, remove weeds, and incorporate crop residues into the soil. In T<sub>3</sub> planting crops without plowing the soil, zero tillage helps maintain soil structure, reduce soil erosion, conserve moisture, and increase the microbial activity in the soil. After zero tillage mulching practice of applying a layer of paddy crop residues on the soil surface to retain moisture, reduce soil erosion, suppress weed growth, and improve soil fertility. In T<sub>4</sub> treatment, the paddy crop residue is burned by farmers before planting is used for wheat crop after that zero tillage machine is used before planting the wheat.

The soil samples were collected from different plots in each year before sowing and after the harvesting of crops. The soil samples were analyzed using standard methods for different soil properties. Organic carbon content was determined by the Walkley and Black method, available nitrogen with alkaline KMNO<sub>4</sub> method, available phosphorous with Olsen's method and available potash with Flamphotometrically method. The pH and ECe were measured in soil suspension (1:2.5) using electrode and microbial activities and biomass determined by chloroform fumigation extraction method.

The recommended dose of NPK was applied through urea, DAP and muriate of potash, respectively. The wheat variety HD 2967 was taken as a test crop. Then follow the normal package of practices for irrigation and insect pest management throughout the cultivation process after sown in the month of November since 2022. Wheat was harvested in March, and grains were manually separated after threshing. The grains were sun-dried to a moisture content of 14% before recording their weight. Straw yield was calculated by subtracting grain weight from the total biological yield for each net plot. Harvest index of each plot was calculated with the help of following formula:

Harvest index (%) = Grain yield (q ha<sup>-1</sup>)/Total biological yield (qha-1) ×100

The data collected on different parameters under the experiment were statistically analyzed to obtain the level of significance using the computer MSTAT package program developed by Russell.

## RESULTS AND DISCUSSION

The study investigated the effects of different paddy straw bale management practices on soil physico-chemical properties, microbial and enzymatic activities, and crop growth and yield in a rice-wheat system. The results demonstrated significant variations among the treatments, emphasizing the impact of sustainable residue management practices.

### Soil Physico-Chemical Properties

Soil texture remained loam across all treatments, with no significant changes observed. However, the treatments influenced soil particle size distribution. Sand content was reduced in ZT (RDF) + Mulching and Burning + ZT (RDF), while silt and clay fractions increased slightly, indicating potential improvement in soil structure.

It is clear from Table 1 and fig 1 that Bulk density, an indicator of soil compaction, was significantly reduced under ZT (RDF) + Mulching (1.48 mg m<sup>-3</sup>) compared to other treatments, promoting better root penetration and aeration. The infiltration rate was highest under ZT (RDF) + Mulching (0.36 cm h<sup>-1</sup>), suggesting improved water movement through the soil profile. Aggregate stability, crucial for soil erosion resistance and water retention, peaked at 14% under ZT (RDF) + Mulching, reflecting enhanced soil structure. This result conformity by Sharma and Bali (1998), Sidhu, and Beri (1989). Table 1 and fig 4 clear that nutrient availability was significantly influenced by residue management. ZT (RDF) + Mulching recorded the highest levels of available nitrogen (205 kg ha<sup>-1</sup>), phosphorus (29.24 kg ha<sup>-1</sup>), and potassium (204 kg ha<sup>-1</sup>), highlighting its role in improving soil fertility (Gaskin *et al.* 2007, Deka *et al.* 2018, Hung *et al.* 2019). Organic carbon (table 1, fig 2) content was slightly elevated (0.44%) under this treatment, further supporting soil health. Paudel *et al.*(2014) also found the CA in rice-wheat system can help directly in building-up of soil organic carbon and improve the fertility status of soil.

## Microbial and Enzymatic Activities

Soil microbial activity (table 1, fig 3), as indicated by bacterial and fungal populations, was significantly enhanced under ZT (RDF) + Mulching. Bacterial counts were highest at  $34.55 \times 10^6$ , and fungal populations peaked at  $111.72 \times 10^3$ . Enzymatic activities followed a similar trend, with phosphatase activity reaching  $176 \text{ mg p-NP g}^{-1}\text{h}^{-1}$  and dehydrogenase activity at  $66 \text{ mg TPFg}^{-1} 24 \text{ h}^{-1}$  under ZT (RDF) + Mulching. These improvements suggest a favorable environment for microbial proliferation and soil biochemical processes, driven by the addition of organic matter and reduced soil disturbance (Ahlawa *et al.* 2024).

## Growth, Yield Attributes, and Yield of Rice

### Plant Height

The tallest rice plants (112 cm) were observed under the ZT (RDF) + Mulching treatment, significantly surpassing the control (101 cm) and residue-burning treatments (96 cm). This increase can be attributed to improved soil conditions, including better moisture retention and nutrient availability facilitated by mulching (Yadav *et al.* 2015, Yadav *et al.* 2020).

### Panicle Number and Weight

ZT (RDF) + Mulching resulted in the highest panicle density ( $266 \text{ m}^{-2}$ ) and panicle weight (3.15 g), demonstrating its superiority in fostering robust crop growth. These parameters were lowest under residue burning, indicating that burning might hinder optimal crop development (Singh *et al.* 2019).

### Grain Quality

Filled grains per panicle were significantly higher under ZT (RDF) + Mulching (135), reflecting enhanced grain filling due to better soil fertility and moisture conditions. Similarly, the 1000-grain weight peaked under ZT (RDF) + Mulching (22.28 g), highlighting the role of mulching in improving grain quality (Singh *et al.* 2019).

### Grain and Straw Yield

ZT (RDF) + Mulching recorded the highest grain ( $80.01 \text{ qt ha}^{-1}$ ) and straw ( $84.25 \text{ qt ha}^{-1}$ ) yields, far exceeding the control ( $58.51$  and  $60.49 \text{ qt ha}^{-1}$ , respectively) and residue-burning treatments. The improved yields can be attributed to better nutrient cycling and soil health under mulching. This result conforms with Singh *et al.* 2019, Malik & Yadav 2019).

### Harvest Index and Economic Viability

The harvest index (HI) was consistent across treatments (0.49 for most), indicating balanced biomass allocation. The benefit-cost (B:C) ratio was highest under ZT (RDF) + Mulching (3.18), making it the most economically viable option. The control (2.39) and burning (2.32) had significantly lower B:C ratios, demonstrating the inefficiency of these practices (Kamboj *et al.* 2013).

## Conclusion and Implications

ZT (RDF) + Mulching for rice and residue incorporation for wheat emerged as the most effective residue management strategies. These practices improved growth, yield attributes, and yield, while also enhancing economic returns. Adopting these sustainable practices can mitigate the negative environmental impacts of residue burning, improve soil health, and ensure long-term agricultural sustainability.

**Table 1: Impact of Paddy Straw Bale Management on Soil Physico-chemical properties.**

Indicators	Initial (Nov 2021)	Crop residue management practices				CD (p=0.05)
		Control (FP)	Tillage + (RDF)	ZT (RDF) + Mulching	Burning + ZT (RDF)	
<b>Texture</b>	Loam	Loam	Loam	Loam	Loam	Loam
<b>Sand</b>	45	45	45	42	41	0.02
<b>Silt</b>	32.8	32.00	32.05	35.64	36.25	0.01
<b>Clay</b>	21.20	23.00	22.95	22.36	22.75	0.03
Bulk density (mg m <sup>-3</sup> )	1.58	1.59	1.57	1.48	1.59	0.02
Infiltration rate (cm h <sup>-1</sup> )	0.33	0.30	0.30	0.36	0.25	0.01
Aggregate stability (%)	9	9	10	14	12	0.04
pH (1:2.5)	6.5	6.4	6.5	6.6	6.5	NS
EC (d Sm <sup>-1</sup> )	0.22	0.21	0.22	0.24	0.21	0.01
OC (%)	0.42	0.42	0.42	0.44	0.41	0.11
Avail N (Kgha <sup>-1</sup> )	172	181	185	205	171	1.80
Avail P (Kgha <sup>-1</sup> )	24.25	24.95	25.64	29.24	21.55	0.31
Avail K (Kgha <sup>-1</sup> )	182	188	201	204	145	0.91

**Table 2: Impact of Paddy Straw Bale Management on soil microbial and enzymatic activities**

Indicators	Initial (Nov 2021)	Crop residue management practices				CD (p=0.05)
		Control (FP)	Tillage + (RDF)	ZT (RDF) + Mulching	Burning + ZT (RDF)	
Bacteria (x 10 <sup>6</sup> )	15.64	14.22	22.47	34.55	3.08	3.24
Fungi (x 10 <sup>3</sup> )	44.24	55.24	72.25	111.72	10.87	10.15
Phosphatase activity (mg p-NP g <sup>-1</sup> h <sup>-1</sup> )	118	124	132	176	79	2.05
Dehydrogenase activity (mg TPFg <sup>-1</sup> 24 h <sup>-1</sup> )	25	31	48	66	28	1.32

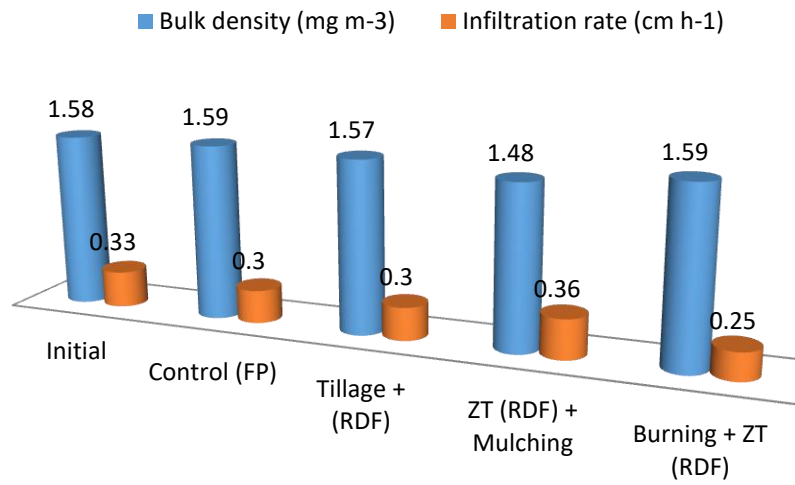
**Table: 3. Impact of Paddy Straw Bale Management on growth, yield attributes and yield of rice**

Indicators	Crop residue management practices				CD (p=0.05)
	Control (FP)	Tillage + (RDF)	ZT (RDF) + Mulching	Burning + ZT (RDF)	
Plant Height (cm)	101	106	112	96	2.05
Panicle (numbers m <sup>-2</sup> )	218	264	266	212	12.25
Panicle weight (g)	2.95	3.13	3.15	2.92	0.04
Filled grain (numbers panicle <sup>-1</sup> )	125	132	135	122	1.02
1000 grain weight (g)	21.47	22.27	22.28	21.42	0.07
Grain yield (qt ha <sup>-1</sup> )	58.51	77.61	80.01	55.40	1.03
Straw yield (qt ha <sup>-1</sup> )	60.49	80.25	84.25	60.25	2.32
Harvest Index	0.49	0.49	0.49	0.48	-
Benefit : Cost ratio	2.39	3.14	3.18	2.32	-

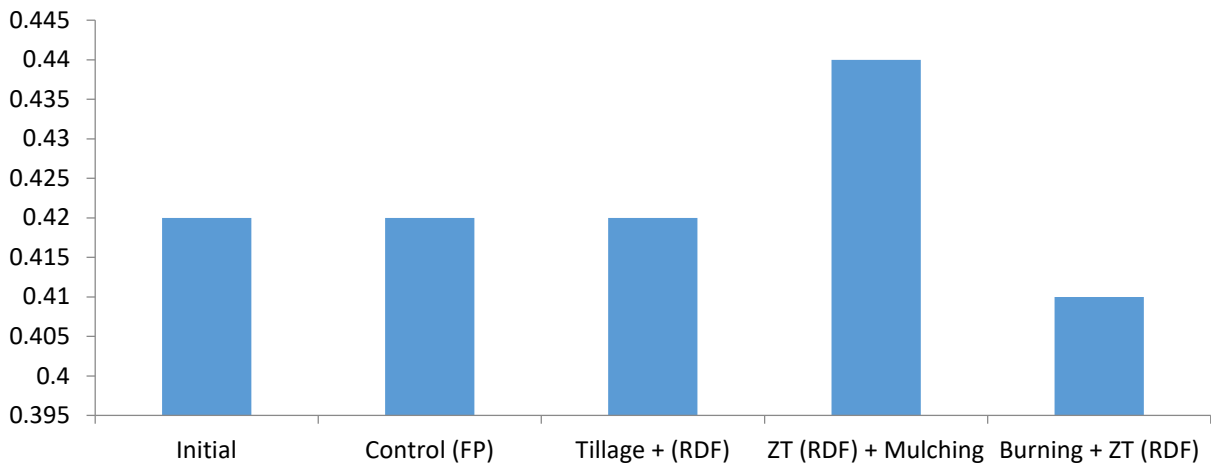
**Table: 4. Impact of Paddy Straw Bale Management on growth, yield attributes and yield of wheat**

Indicators	Crop residue management practices				CD (p=0.05)
	Control (FP)	Tillage + (RDF)	ZT (RDF) + Mulching	Burning + ZT (RDF)	
Plant Height (cm)	88	96	102	85	2.5
Panicle (numbers m <sup>-2</sup> )	612	680	705	602	18.24
1000 grain weight (g)	41.04	41.12	41.14	41.01	0.04
Grain yield (qt ha <sup>-1</sup> )	46.2	51.4	53.4	45.4	1.24
Straw yield (qt ha <sup>-1</sup> )	51.84	54.22	57.35	51.09	1.87
Harvest Index	0.47	0.49	0.48	0.47	-
Benefit : Cost ratio	2.7	2.86	2.92	2.15	-

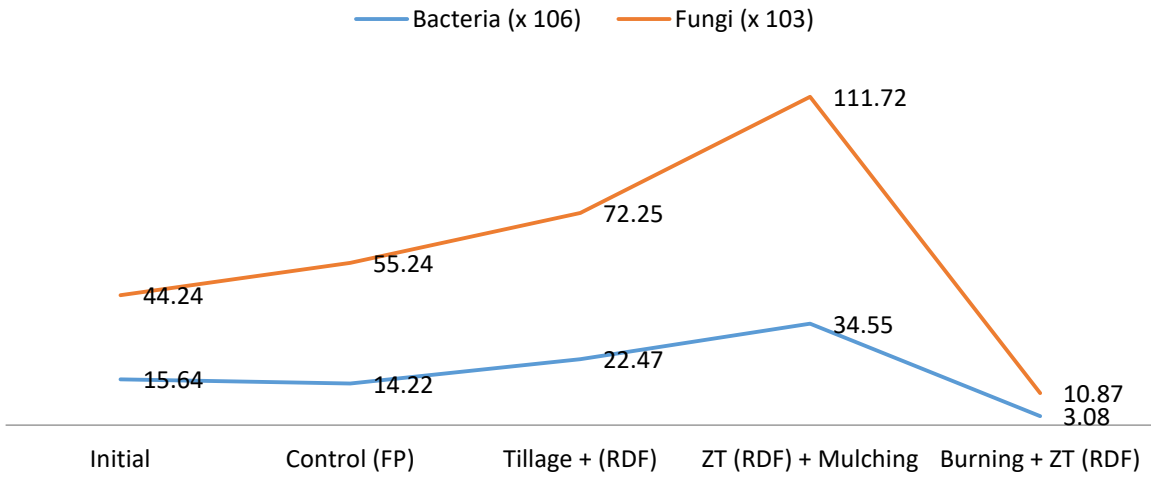
**Fig 1. Effect of different treatment on Physical properties of soil**



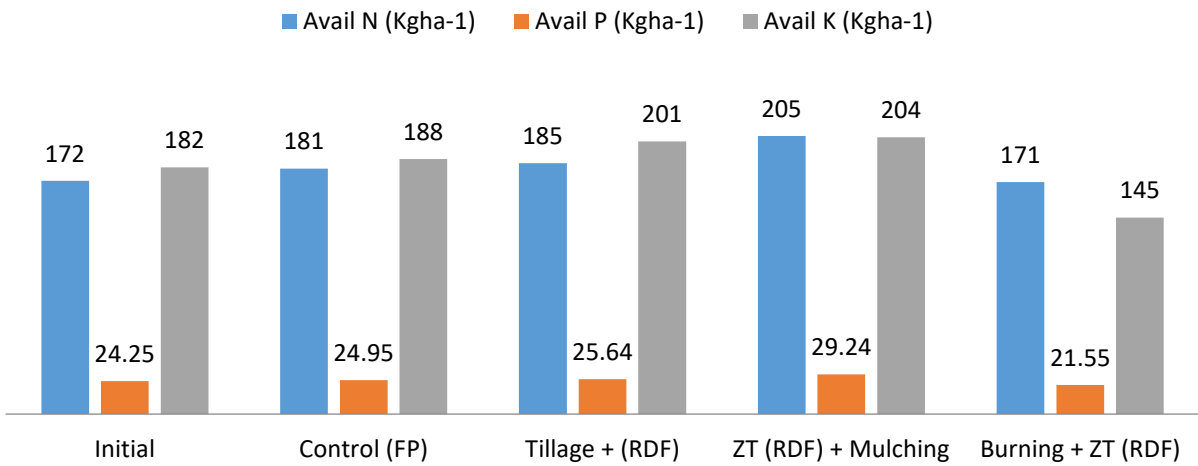
**Fig 2. Effect of treatments on OC (%) of soil**

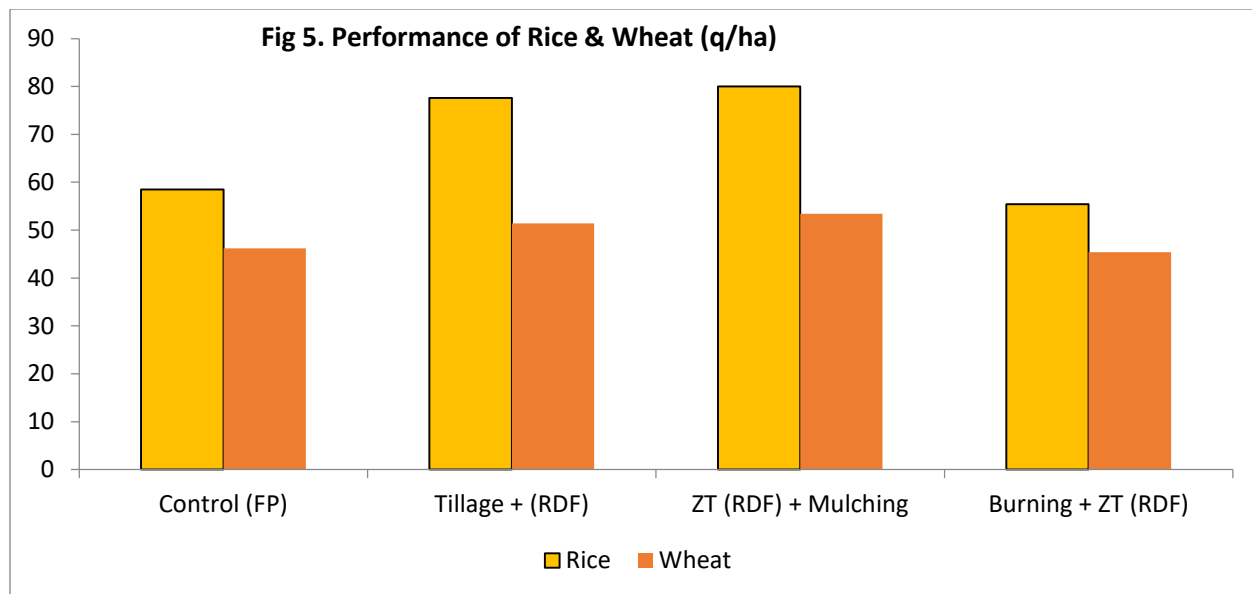


**Fig 3. Microbial Population in different technology**



**Fig4. Effect of different treatments on Fertility status of soil**





UNDER PEER REVIEW

## REFERENCES

- Ahlawat OP, Khippal A, Venkatesh K, Chhokar R. Singh (2024) Impact of Different Tillage and Residue Retention Practices on Soil Nutrients, Microbial Community Composition and Grain Yield of Malt Barley, *Journal of Soil Science and Plant Nutrition*, DOI : 1007/s42729-024-02065-5
- Chapman HD and Pratt PF (1961). *Soil, water and plant analysis*. Univ. California, Agri. Div. Publication.
- Deka K, Medhi B K, Kandali G G, Das R, Pathak R K, Sarkar L, & Nath K D (2018). Evaluation of physico-chemical properties of rice straw and rice husk-derived biochar. *Ecology, Environment and Conservation*, 24(2), 768–772.
- Dhakate S R, Pathak A K, Jain P, Singh M, Singh, B P, Subhedar KM, Sharda S S & Seth R K (2019). Rice straw biomass to high energy yield biocoal by torrefaction: Indian perspective. *Current Science*, 116(5), 828–831.
- Elbersen W & Keijsers E (2019). Alternatives to straw burning in Punjab and Haryana, India SMP 18011. Wageningen, University and Research. Partners: Embassy New Delhi, VHL, Haryana Agricultural University, Nettenergy, ECOR Composite Panels, iMVO, World Bank.
- Gaskin JW, Speir RA, Harris KR, Lee R D, Morris LM, & Das KC (2007). Effect of two types of pyrolysis chars on corn yield, soil nutrient status, and soil C in loamy sand soil of the south-eastern United States. ASA CSSASSSA International Meetings.
- Gupta P K, Sahai, S, Singh, N, Dixit, C K, Singh, D P, Sharma, C, Tiwari, M K, Gupta, RK, & Garg, SC (2004). Residue burning in rice–wheat cropping system: Causes and implications. *Current Science*, 87(12), 1713–1717.
- Guru P, Afzal, A, Singh, VD, & Kuma, R (2017). Practicing farmer training on happy seeder: An effort for paddy residue management in Ambala district (Haryana). *International Journal of Agricultural Engineering*, 10(2), 521–525. <https://doi.org/10.15740/HAS/IJAE/10.2/521-525>
- Hung DT, Hughes, HJ, Keck, M & Sauer D (2019). Rice-residue management practices of smallholder farms in Vietnam and their effects on nutrient fluxes in the soil-plant system. *Sustainability*, 11, 1641. <https://doi.org/10.3390/su11061641>
- Kamboj BR, Yadav DB, Yadav A, Goel N K, Gill G, Malik RK & Chauhan, BS (2013). Mechanized transplanting of rice (*Oryza Sativa* L.) in non-puddled and no-till condition in rice-wheat cropping system in Haryana, India. *American Journal of Plant Sciences*, 4, 2409–2413.
- Kumar A (2019). Why farmers are forced to choose stubble burning over happy seeder. *The Quint*, 6.11. <https://www.thequint.com/news/india/air-pollution-in-delhi-ncr-stubble-burning-in-punjab>
- Malik, RK & Yadav A (2019). Conservation agriculture and sustainable intensification through farmers' participatory approach. An extended summary in the proceedings of international conference on residue management, organized on 14–15 October 2019 by BAU, Sabour in Patna, Bihar. pp. 1–6.
- Olsen SR, Cole CV, Watanabe FS. and Dean LA (1954). Estimation of Available Phosphorus in Soils by Extraction with Sodium Bicarbonate, 10. United States Department of Agriculture Circular, pp. 939.
- Paude, M. Sah, SK, McDonald A & Chaudhary NK (2014). Soil organic carbon sequestration in rice-wheat system under conservation and conventional agriculture in Western Chitwan, Nepal. *World Journal of Agricultural Research*, 2(6A), 1–5.
- Piper CS (1990). *Soil and plant analysis*. Intel Science Publisher, Inc. New York.
- Russell D (1986). *MSTAT-C package programme*. Crop and Soil Science Department, Michigan State University, USA
- Sharma MP and Bali SV (1998). Effect of rice residue management in wheat yield and soil properties in rice-wheat cropping system. *Indian J. Agric. Sci.* 68:695-696.
- Sidhu BS and Beri V (1989). Effect of crop residue management on yields of different crops and soil properties. *Biol. Wastes* 27:15- 27.
- Singh M., Jaswal A & Singh A (2019). Crop residue Management for Sustenance of natural resources and agriculture. *Agricultural Reviews*, 40, 223–228.

- Singh R, Yadav DB, Ravisankar N, Yadav A & Singh H. (2019a). Crop residue management in rice–wheat cropping system for resource conservation and environmental protection in North-Western India. *Environment Development Sustainability*, 22, 3871–3896. <https://doi.org/10.1007/s10668-019-00370-z>
- Singh RK, Sharma GK, Kumar P, Singh S.K. and Singh R (2019) Effect of Crop Residues Management on Soil Properties and Crop Productivity of Rice-wheat System in Inceptisols of Seemanchal Region of Bihar. *Current Journal of Applied Science & Technology*, 37 (6):1-6 (2019)
- Khokhar AK, Gupta K, Thakur N.P., Sharma Rohit (2012)Effect of rice straw management in wheat on soil fertility, nutrient uptake and yield of rice and wheat in a system under sub-tropical conditions of Jammu Journal of Soil and Water Conservation, Vol. 11, No. 1, pp 19-23 (2012)
- Subbiah BV and Asija GL (1956). A rapid procedure for estimation of available nitrogen in soils. *Curr. Sci.* 25: 259–260.
- Vance ED, Brookes PC, and Jenkinson, DS (1987). An extraction method for measuring soil microbial biomass C. *Soil Biol Biochem.*, 19, 703-707.
- Walkley A and Black CA (1934). An examination of the Degtjareff method for determining soil organic matter and a proposed modification of the chromic acid titration method. *Soil Sci.* 37: 29–38.
- Yadav A, Malik RK, Yadav DB & Kumar V (2020). Dry-direct seeded rice and zero-tillage wheat: Two most potential resource conservation technologies in rice-wheat cropping system for crop residue management, mitigating global warming and enabling sustainable intensification in India. In: *ISWS Biennial Conf. on “Weed management for enhancing farmers’ income and food security”*, ICAR – Central Coastal Agricultural Research Institute, Goa (India), 5–7 February, 2020, pp 27. ix.
- Yadav M, Prawasi R, Satyawar J, Rana P, Kumari K, Karamdeep SL, Siddharth, & Hooda, RS (2015). Assessment of rice straw burning and its power generation potential in major rice growing districts of Haryana, India. *International Journal of Science, Engineering and Technology Research (IJSETR)*, 4(5), 1287–1293.