

# Evaluation of Integrated Nutrient Management Approaches on Phenological Development and Yield Components of Wheat (*Triticum aestivum* L.)

**Abstract:** A field experiment was conducted to evaluate the effects of integrated nutrient management on growth and yield performance of wheat (*Triticum aestivum* L.). The study comprised eight treatments combining different rates of chemical fertilizers (RDF), farm yard manure (FYM), and bio-fertilizers (PSB) in a randomized block design. Morphological characteristics, including plant height, number of tillers, leaf area index, and dry matter accumulation, were significantly influenced by the integrated application of nutrients. The treatment T<sub>6</sub> 100% RDF + farm yard manure@1t/ha + PSB showed superior performance in growth parameters and yield attributes. This integrated approach enhanced nutrient availability, improved soil physical properties, and increased biological activity, resulting in better crop performance. Economic analysis revealed higher net returns and benefit-cost ratio under integrated nutrient management compared to sole application of chemical fertilizers. The study demonstrates that judicious integration of organic, inorganic, and bio-fertilizers can optimize wheat productivity while maintaining soil health and ensuring economic viability.

**Keywords:** Integrated Nutrient Management; Farm Yard Manure, Bio-fertilizers, Growth Parameters, Yield Components, Economic Analysis, Sustainable Agriculture, Soil Health, Resource Use Efficiency

## Introduction:

Wheat (*Triticum aestivum* L.) is very important staple and remunerative *Rabi* crops, cultivated in almost all the countries of the world. Among major wheat producing countries, India ranked second next to China with regards to its production in world (Agriculture Sectors National Portal). It is the second most important cereal crop after rice in India, and grown under diverse agro climatic conditions. In India wheat is grown in an area of about 29.58 million hectares with the production of 99.70 million tones and the productivity of 33.71 q ha<sup>-1</sup> (AnonymsAnonymous, 2018). In Madhya Pradesh, it is grown in 5.56 million ha area with the production of 15.9 million

tones and share in all India production 15.96%. The five major wheat growing states of Uttar Pradesh, Punjab, Madhya Pradesh, Haryana and Rajasthan contributed nearly 86.0 per cent to the total production in the country. Punjab has the highest average productivity of 4.7 t ha<sup>-1</sup> followed by Haryana 4.4 t ha<sup>-1</sup>, Rajasthan 3.1 t ha<sup>-1</sup>, Gujarat 3.0 t ha<sup>-1</sup>, Uttar Pradesh 2.8 t ha<sup>-1</sup>, Madhya Pradesh 2.6 t ha<sup>-1</sup> and Bihar 2.2 t ha<sup>-1</sup> (Kumar [et al.](#), 2021) and Mishra [et al.](#), 2009).

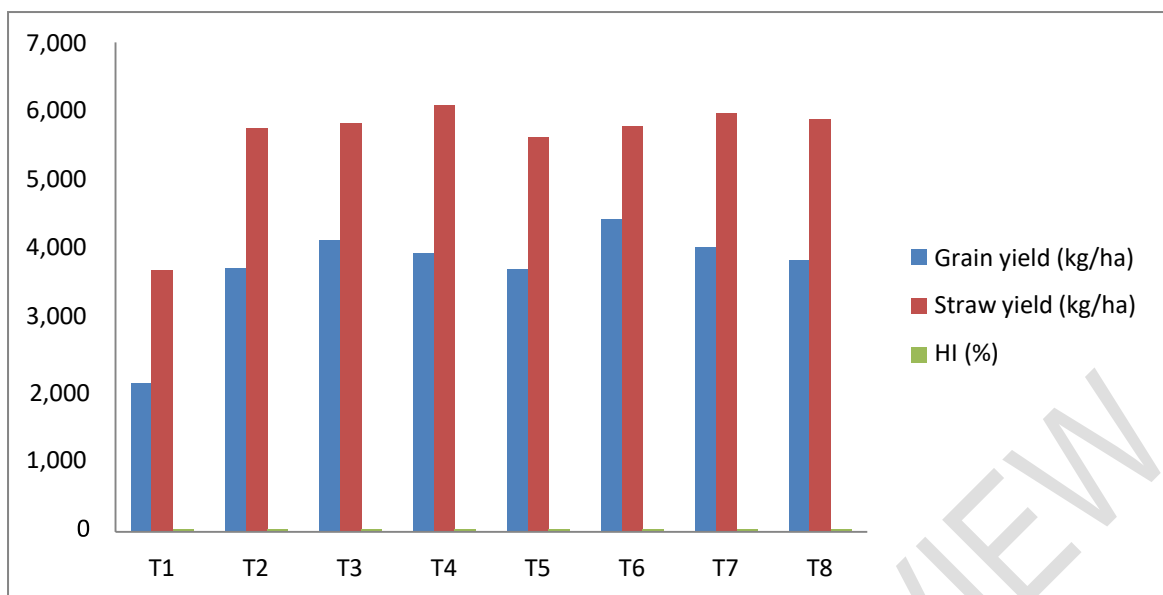
Organic farming is a system which avoids or largely excludes the use of synthetic inputs (such as fertilizers, pesticides, hormones, feed additives etc.) and to the maximum extent feasible rely upon crop rotations, crop residues, animal manures, off-farm organic waste, mineral grade rock additives and biological system of nutrient mobilization and plant protection (Panwar [et al.](#), 2008). Biofertilizers are not chemical fertilizers rather these are carrier-based preparations containing beneficial microorganisms and when incorporated in soil, enhance specific microbial growth in rhizosphere, play vital role in nutrient mineralization, increase nutrient accumulation ultimately increase crop yield without any deterioration of nature (Patra [et al.](#), 2009). Biofertilizers reduce chemical fertilizer use thus improve soil fertility and minimize cost of production. The inoculation of seeds with Rhizobium is known to efficiently increase nodulation, nitrogen uptake, growth and yield parameters of wheat.

#### **Material and Method:**

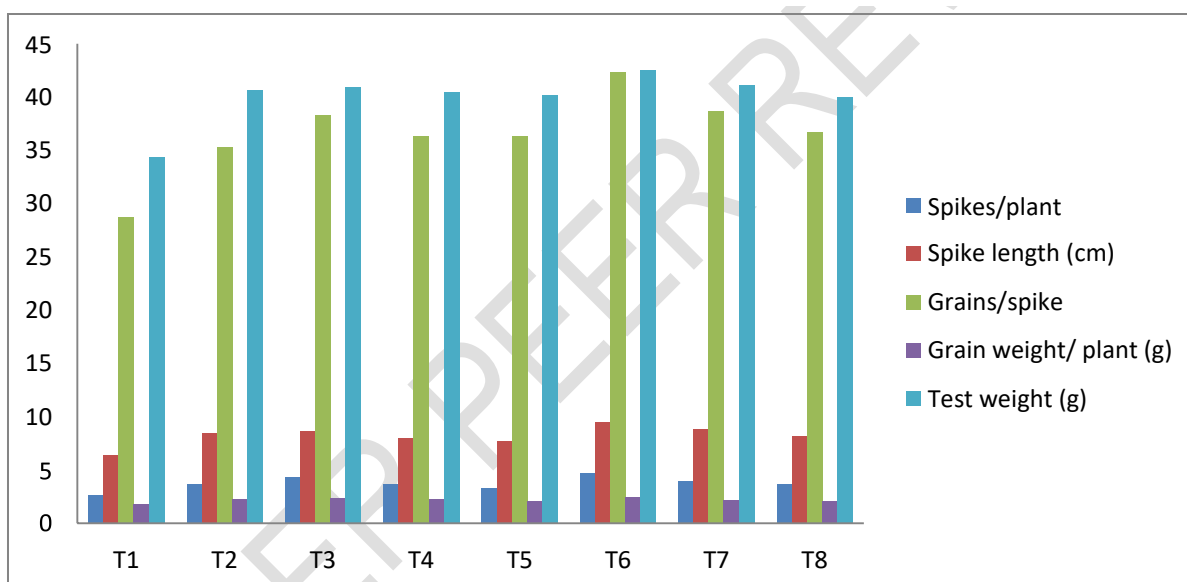
The experiment was conducted in the experimental block, Vikrant University, Gwalior, M.P. during *Rabi season, 2023-2024*. In RBD with the 8 treatments T1 control, T2 100% RDF, T3 100% RDF + farm yard manure@1t/ha, T4 75% RDF + farm yard manure@1t/ha, T5 50% RDF + farm yard manure@1t/ha, T6 100% RDF + farm yard manure@1t/ha + PSB, T7 75% RDF + farm yard manure@1t/ha + PSB, T8 50% RDF + farm yard manure@1t/ha +PSB in 3 replications by following all the cultural practices of the crop. The characters of growth attributes such as Days required 50% flowering, plant height, dry matter plant, number of tillers per plant, number of leaves per plant are observed in the interval of 30,60 and 90 DAS and the characters of yield attributes such as Effective tillers m<sup>-2</sup>, numbers of grains per ear head, 1000-Grain Weight, Biological yield, Grain yield, Straw yield, Harvest index are observed. The data collected during the course of present investigation were statistically analyzed by adopting standard methods known as 'Analysis of Variance' (Panse and Sukhatme, 1967).

## **Result and Discussion:**

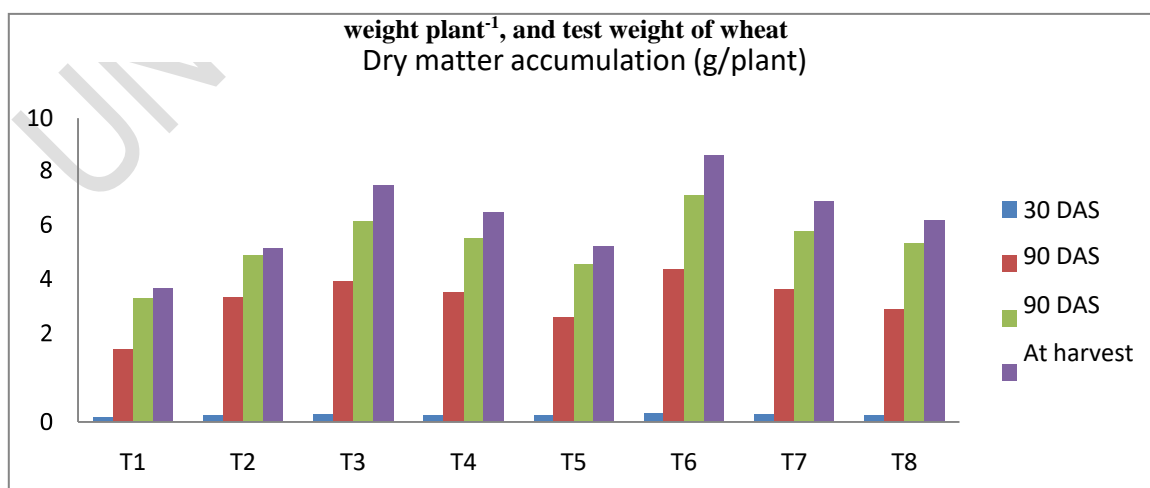
The experimental findings demonstrate the significant advantages of an integrated nutrient management approach in wheat cultivation, particularly through the combination of 100% recommended dose of fertilizer (RDF), farm yard manure (FYM), and Phosphate Solubilizing Bacteria (PSB). The superior performance of treatment T6 in terms of growth parameters and yield components can be attributed to several interconnected factors (Fig.1). The inclusion of FYM likely improved soil physical properties, enhanced water holding capacity, and provided a steady supply of nutrients through gradual mineralization. This organic component, when combined with inorganic fertilizers, creates an optimal nutrient release pattern that matches the crop's requirements throughout its growth stages. The addition of PSB plays a crucial role in increasing phosphorus availability by solubilizing fixed soil phosphorus, thereby enhancing its uptake by plants. This biological component also contributes to improved soil biological activity and the production of growth-promoting substance, similar studies were cited by Astaneh (2018), Gomaa (2018), Gopinath (2016), Zhao (2009) and Kloepper (2004). The synergistic effect of these three components (RDF, FYM, and PSB) is evident in the enhanced plant height, increased tiller numbers, and improved dry matter accumulation. The superior economic performance of T6, as reflected in higher gross and net monetary returns and benefit-cost ratio, suggests that this integrated approach not only optimizes plant growth and yield but also provides better financial returns to farmers. The poor performance of the control treatment (T1) underscores the importance of proper nutrient management in wheat cultivation. Rajput (2022) and Rawte (2022). These findings align with the principles of sustainable agriculture, where the goal is to maintain high productivity while ensuring soil health and economic viability (Fig. 2-4). The results suggest that integrated nutrient management could be a key strategy for achieving sustainable intensification in wheat production systems, particularly in regions where soil fertility is a limiting factor. This approach not only addresses the immediate nutrient requirements of the crop but also contributes to long-term soil health and sustainable agricultural practices Joshi (2013) and Kanno (2022).



**Fig. 1** Effect of integrated nutrient management on grain, straw yield ha<sup>-1</sup>, harvest index of



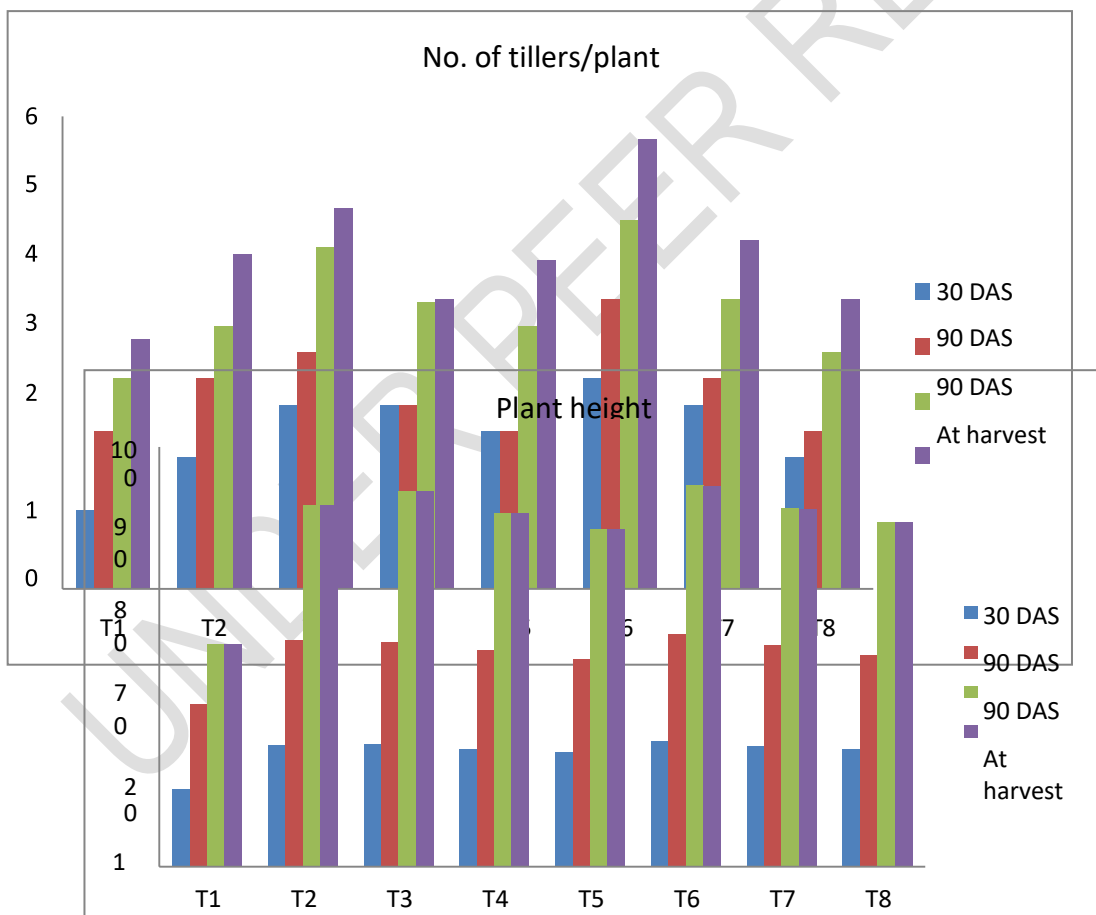
**Fig. 2** Effect of integrated nutrient management on spike length number of grains spike<sup>-1</sup>, grains



**Fig.3** Effect of integrated nutrient management on dry matter accumulation (DMA) of wheat

The economic analysis further strengthens the case for integrated nutrient management, as the higher initial investment in T6 is justified by the significantly improved returns Yadav (2009). This has important implications for agricultural policy and extension services, suggesting that farmers should be encouraged to adopt integrated nutrient management practices rather than relying solely on inorganic fertilizers. The findings also indicate that such an approach could help in reducing the environmental impact of intensive agriculture while maintaining or improving productivity levels (Fig.5). This is particularly relevant in the context of climate change and the growing need for sustainable agricultural practices that can ensure food security while preserving natural resources. Similar findings were done by Bodruzzaman *et. al.*, (2010), Bagri (2022), Essam and Lattief (2016), Chen (2006) and Audit (2007)

**Fig.4 Effect of integrated nutrient management on dry matter accumulation (DMA) of wheat**



These results contribute to the growing body of evidence supporting the effectiveness of integrated nutrient management in cereal crops. The study demonstrates that combining organic, inorganic, and biological fertilizers can create a more balanced and efficient nutrient supply system, leading to improved crop

performance and economic returns. This approach represents a viable strategy for sustainable wheat production, offering a pathway to optimize resource use efficiency while maintaining soil health and crop productivity.

## Conclusion

Study demonstrates the significant advantages of an integrated nutrient management approach in wheat cultivation. The combination of 100% recommended dose of fertilizer (RDF), farm yard manure (FYM), and Phosphate Solubilising Bacteria (PSB) (treatment T<sub>6</sub>) resulted in superior plant growth, yield components, and economic performance compared to other treatments. The inclusion of FYM improved soil physical properties and provided a steady nutrient supply, while the addition of PSB enhanced phosphorus availability and soil biological activity. The synergistic effect of these three components led to increased plant height, tiller numbers, and dry matter accumulation, ultimately translating into higher gross and net monetary returns and a better benefit-cost ratio.

Integrated nutrient management could be a key strategy for achieving sustainable intensification in wheat production systems, particularly in regions where soil fertility is a limiting factor. This approach not only addresses the immediate nutrient requirements of the crop but also contributes to long-term soil health and sustainable agricultural practices, with potential implications for reducing the environmental impact of intensive agriculture while maintaining productivity levels.

## References

- Astaneh N, Bazrafshan F, Zare M, Amir B and Bahrini A. 2018. Effect of nano chelated nitrogen and urea fertilizers on wheat plant under drought stress condition. *NativaSinop*, 6(6): 587-593.
- Audit P and Charest C. 2007. Dynamics of arbuscular mycorrhizal symbiosis in heavy metal phytoremediation. Meta-analytical and conceptual perspectives. *Environ Pollut*. 147: 609-614.
- Bagri PK, Bhadauria SS, Singh V, Patel R and Bagri US. 2022. Effect of organic sources of nutrients on productivity, nutrient contents and uptake of wheat (*Triticum aestivum* L.). *The Pharma Innovation Journal* 11(9): 2749-2751.
- Bodruzzaman M, Meisner CA, Sadat MA and Hossain Israil M. 2010. Long-term effects of applied organic manures and inorganic fertilizers on yield and soil fertility in a wheat-rice crop.

- Chen JH. 2006. The combined use of chemical and organic fertilizers and/or biofertilizer for crop growth and soil fertility, International Workshop on Sustained Management of the Soil-Rhizosphere System for Efficient Crop Production and Fertilizer Use, 16 – 20 October, LandDevelopment Department, Bangkok, Thailand.
- Essam A and Abd El-Lattief (2016) Use of Azospirillum and Azobacter bacteria as biofertilizer in cereal crops: A review, Journal of research in engineering and applied sciences 36-44p.
- Gomaa MA, Radwan EE, Kandil and MAF. Al-Msari, 2018. Response of some Egyptian and Iraqi wheat cultivar to mineral and nano-fertilization. Egypt. Acad. J. Biolog. Sci., 9(1): 19 – 26.
- Gopinath K, Saha S, Mina BL, Pande H, Kundu S and Gupta H. 2016 Effect of different nutrients management treatments on growth yield and quality of (*Triticum aestivum*.) International journal of current microbiology and applied sciences. 7: 3473-3479.
- Joshi R, Adarsh P and Singh J. 2013. Vermicompost as soil supplement to enhance growth, yield and quality of *Triticum aestivum* L.: a field study International Journal of Recycling of Organic Waste in Agriculture volume 2: 16.
- Kanoj, J, Choudhary, Devendera Jain, Manish Tomar, Ritesh Patidar and Ruchika Choudhary. 2022. Effect of Nano Urea vs Conventional Urea on the Nutrient Content, Uptake and Economics of Black Wheat (*Triticum aestivum* L.) along with Biofertilizers. Biological Forum – An International Journal. 14(2): 499-504.
- Kloepper JW, Ryu CM, and Zhang S. 2004. Induced systemic resistance and promotion of plant growth by *Bacillus* spp. *Phytopathology* 94: 1259- 1266.
- Kumar KA, Kumar Y, Savitha AS, Kumar MY, Narayanswamy, Raliya R, Krupashankar MR, and Bhat SN. 2021. Effect of IFFCO Nano fertilizer on Growth, Grain Yield and Managing Turcicum Leaf Blight Disease in Maize. International journal of plant and soil Science 33(16): 19-28.
- Mishra Mamta, Sahu RK, Sahu SK and Sahu RN. 2009. Growth, yield and elements content of wheat (*Triticum aestivum*) grown in composted municipal solid wastes amended soil. *Environment, Development and Sustainability* 11: 115-126.
- Panwar SL, Pasrija R and Prasad R. 2008. Membrane homeostasis and multidrug resistance in yeast. *Biosci. Rep.* 28: 217–228.
- Patra PS and Biswas S. 2009. Integrated nutrient management on growth yield and economics of maize (*Zea mays* L.) under terai region. *Journal of Crop and Weed* 5: 136-139.
- Rajput JS, Thakur AK, Nag NK, Chandrakar T and Singh DP. 2022. Effect of nano fertilizer in relation to growth, yield and economics of little millet (*Panicum sumatrense*) under rainfed conditions. *The Pharma Innovation Journal* 11(7): 153-156.
- Rawate D, Patel JR, Agrawal A.P, Agrawal H.P, Pandey D, Patel CR, Verma P, Chandravanshi M, Hetram and Kuma A. 2022. Effect of nano urea on

productivity of wheat (*Triticum aestivum* L.) under irrigated condition. The Pharma Innovation Journal 11(9): 1279-1282.

Yadav DS and Kumar A. 2009. Long term effect of nutrient management on soil health and productivity of rice (*Oryza sativa*) – wheat (*Triticum aestivum*) system. Indian Journal of Agronomy 54: 15-23.

Zhao Yunchen, Wang Ping, Ligianlong, Chen Yuru, Ying Xianzhi and Liu Shuying. 2009. The effects of two organic manures on soil properties and crop yields on a temperate calcareous soil under a wheat- maizecropping system. European Journal of Agronomy 31: 36-42.

UNDER PEER REVIEW

**Table 1 Effect of integrated nutrient management on  
plant height of wheat**

T. No.	Treatments	Plant height (cm)			
		30 DAS	60 DAS	90 DAS	At Harvest
T <sub>1</sub>	Control	18.40	38.74	53.06	53.03
T <sub>2</sub>	100% RDF	28.86	53.98	85.99	85.95
T <sub>3</sub>	100% RDF + farm yard manure @ 1t/ha	29.27	53.36	89.43	89.38
T <sub>4</sub>	75% RDF + farm yard manure @ 1t/ha	28.08	51.64	84.17	84.14
T <sub>5</sub>	50% RDF + farm yard manure @ 1t/ha	27.35	49.53	80.26	80.26
T <sub>6</sub>	100% RDF + farm yard manure @ 1t/ha + PSB	29.93	55.30	90.80	90.72
T <sub>7</sub>	75% RDF + farm yard manure @ 1t/ha + PSB	28.68	52.73	85.33	85.07
T <sub>8</sub>	50% RDF + farm yard manure @ 1t/ha + PSB	28.05	50.29	82.02	82.00
	<b>SEm±</b>	<b>0.64</b>	<b>0.86</b>	<b>1.00</b>	<b>1.00</b>
	<b>CD (P=0.05)</b>	<b>1.97</b>	<b>2.62</b>	<b>3.05</b>	<b>3.05</b>

**Table 2 Effect of integrated nutrient management on tillers of wheat**

T. No.	Treatments	No. of tillers/plant			
		30 DAS	60 DAS	90 DAS	At Harvest
T <sub>1</sub>	Control	1.00	2.00	2.67	3.17
T <sub>2</sub>	100% RDF	1.67	2.67	3.33	4.25
T <sub>3</sub>	100% RDF + farm yard manure @ 1t/ha	2.33	3.00	3.67	4.17
T <sub>4</sub>	75% RDF + farm yard manure @1t/ha	2.33	2.33	3.33	3.67
T <sub>5</sub>	50% RDF + farm yard manure @1t/ha	2.00	2.00	4.47	4.83
T <sub>6</sub>	100% RDF + farm yard manure @1t/ha + PSB	2.67	3.67	4.33	5.00
T <sub>7</sub>	75% RDF + farm yard manure @1t/ha + PSB	2.33	2.67	3.67	4.25
T <sub>8</sub>	50% RDF + farm yard manure @1t/ha + PSB	1.67	2.00	3.00	3.67
	<b>SEm±</b>	<b>0.30</b>	<b>0.22</b>	<b>0.33</b>	<b>0.42</b>
	<b>CD (P=0.05)</b>	<b>0.92</b>	<b>0.68</b>	<b>1.01</b>	<b>1.26</b>

**Table 3 Effect of integrated nutrient management on dry matter accumulation (DMA) of wheat**

T. No.	Treatments	Dry matter accumulation (g/plant)			
		30 DAS	60 DAS	90 DAS	At harvest
T <sub>1</sub>	Control	0.15	2.39	4.06	4.38
T <sub>2</sub>	100% RDF	0.23	4.10	5.47	5.71
T <sub>3</sub>	100% RDF + farm yard manure @1t/ha	0.26	4.62	6.60	7.79
T <sub>4</sub>	75% RDF + farm yard manure @1t/ha	0.23	4.26	6.03	6.89
T <sub>5</sub>	50% RDF + farm yard manure @1t/ha	0.21	3.45	5.17	5.78
T <sub>6</sub>	100% RDF + farm yard manure @1t/ha + PSB	0.28	5.03	7.46	8.75
T <sub>7</sub>	75% RDF + farm yard manure @1t/ha + PSB	0.24	4.37	6.26	7.24
T <sub>8</sub>	50% RDF + farm yard manure @ 1t/ha + PSB	0.22	3.72	5.87	6.64
	<b>SEm±</b>	<b>0.01</b>	<b>0.06</b>	<b>0.18</b>	<b>0.26</b>
	<b>CD (P=0.05)</b>	<b>0.02</b>	<b>0.19</b>	<b>0.54</b>	<b>0.78</b>

**Table 4 Effect of integrated nutrient management on days to initiation of germination of wheat**

<b>T. No.</b>	<b>Treatments</b>	<b>Days to initiation of germination</b>
T <sub>1</sub>	Control	6.00
T <sub>2</sub>	100% RDF	5.67
T <sub>3</sub>	100% RDF + farm yard manure @ 1t/ha	4.33
T <sub>4</sub>	75% RDF + farm yard manure @ 1t/ha	5.67
T <sub>5</sub>	50% RDF + farm yard manure @ 1t/ha	5.67
T <sub>6</sub>	100% RDF+ farm yard manure @ 1t/ha + PSB	4.67
T <sub>7</sub>	75% RDF + farm yard manure @ 1t/ha + PSB	5.67
T <sub>8</sub>	50% RDF+ farm yard manure @ 1t/ha + PSB	5.67
	<b>SEm±</b>	<b>0.28</b>
	<b>CD (P=0.05)</b>	<b>0.86</b>

**Table 5 Effect of integrated nutrient management on days to 50%flowering of wheat**

T. No.	Treatments	Days to 50 % flowering
T <sub>1</sub>	Control	72.00
T <sub>2</sub>	100% RDF	68.33
T <sub>3</sub>	100% RDF + farm yard manure @ 1t/ha	69.00
T <sub>4</sub>	75% RDF + farm yard manure @ 1t/ha	71.33
T <sub>5</sub>	50% RDF + farm yard manure @ 1t/ha	72.67
T <sub>6</sub>	100% RDF + farm yard manure @ 1t/ha +PSB	66.67
T <sub>7</sub>	75% RDF + farm yard manure @ 1t/ha +PSB	72.33
T <sub>8</sub>	50% RDF+ farm yard manure @ 1t/ha + PSB	74.00
	<b>SEm±</b>	<b>0.64</b>
	<b>CD (P=0.05)</b>	<b>1.96</b>

**Table 6 Effect of integrated nutrient management on spike length number of grains spike<sup>-1</sup>, grains weightplant<sup>-1</sup>, and test weight of wheat**

T. No.	Treatments	Spikes /plant	Spike length (cm)	Grains/spike	Grain weight/plant (g)	Test weight (g)
T <sub>1</sub>	Control	2.67	6.40	28.67	1.80	34.33
T <sub>2</sub>	100% RDF	3.67	8.47	35.33	2.30	40.66
T <sub>3</sub>	100% RDF + farm yard manure @ 1t/ha	4.33	8.64	38.33	2.37	40.92
T <sub>4</sub>	75% RDF + farm yard manure @ 1t/ha	3.67	7.98	36.33	2.30	40.48
T <sub>5</sub>	50% RDF + farm yard manure @ 1t/ha	3.33	7.74	36.33	2.07	40.22
T <sub>6</sub>	100% RDF + farm yard manure @ 1t/ha + PSB	4.67	9.54	42.33	2.47	42.53
T <sub>7</sub>	75% RDF + farm yard manure @ 1t/ha + PSB	4.00	8.87	38.67	2.20	41.12
T <sub>8</sub>	50% RDF + farm yard manure @ 1t/ha + PSB	3.67	8.16	36.67	2.13	40.01
	<b>SEm±</b>	<b>0.33</b>	<b>0.18</b>	<b>0.72</b>	<b>0.05</b>	<b>0.54</b>
	<b>CD (P=0.05)</b>	<b>1.02</b>	<b>0.55</b>	<b>2.20</b>	<b>0.17</b>	<b>1.66</b>

**Table 7 Effect of integrated nutrient management on grain, straw yield ha<sup>-1</sup> and harvest index of wheat**

<b>T. No.</b>	<b>Treatments</b>	<b>Grain yield (kg/ha)</b>	<b>Straw yield (kg/ha)</b>	<b>HI (%)</b>
T <sub>1</sub>	Control	2,122	3,735	36.23
T <sub>2</sub>	100% RDF	3,766	5,776	39.49
T <sub>3</sub>	100% RDF + farm yard manure @ 1t/ha	4,172	5,841	41.67
T <sub>4</sub>	75% RDF + farm yard manure @ 1t/ha	3,986	6,099	39.53
T <sub>5</sub>	50% RDF + farm yard manure @ 1t/ha	3,757	5,635	40.00
T <sub>6</sub>	100% RDF + farm yard manure @ 1t/ha + PSB	4,463	5,802	43.48
T <sub>7</sub>	75% RDF + farm yard manure @ 1t/ha + PSB	4,073	5,973	40.56
T <sub>8</sub>	50% RDF+ farm yard manure @ 1t/ha + PSB	3,884	5,890	39.74
	<b>SEm±</b>	<b>34</b>	<b>89</b>	<b>0.27</b>
	<b>CD (P=0.05)</b>	<b>105</b>	<b>273</b>	<b>0.84</b>