

Original Research Article

The Effect of Price Perception and E-promotion on Repurchase Intention Mediated by E-satisfaction on E-commerce in Bandung City, Indonesia

ABSTRACT

Objective: The purpose of this study is to examine how price perception and e-promotion affect e-satisfaction-mediated repurchase intention in Bandung's Tokopedia e-commerce.

Study design: This type of research is quantitative, which is intended to determine the relationship between price perception and e-promotion to repurchase intention mediated by e-satisfaction

Place and Duration of Study: Tokopedia e-commerce, Bandung, between June and July.

Methodology: The research method in the research is a quantitative approach and the research population is customers who have placed orders or purchases on Tokopedia e-commerce. The number of sample research populations in this study is based on the theory according to Sekaran & Bouqie (2017) Roscoe, (1975) where the recommended research is a sample of at least ten times more than the research variable. Meanwhile, the researchers in this study calculated that the sample was 30 times more variables, with each sample consisting of price perception, e-promotion, repurchase intention, and e-satisfaction. The total population of this study is 123 respondents. The technique in determining the research sample used is convenience sampling which is classified as non-probability sampling. The sampling criteria are respondents aged 15-65 years, and have shopped for Tokopedia e-commerce more than 1 (one) purchase. The data processing in the study is a quantitative descriptive analysis through the likert scale in data collection. The multiple regression of the study uses the statistical program of social science (SPSS) version 25.

Results: Based on the results of the multiple regression test, there was a positive and significant influence between price perception and e-satisfaction

Conclusion: Tokopedia e-commerce can increase price perception by paying attention to price affordability, adjusting prices to product quality, adjusting prices to product benefits and price variations with product availability so that consumers are more satisfied in shopping on Tokopedia e-commerce. Then, Tokopedia e-commerce can increase e-satisfaction by making shopping features more convenient so that consumers are happy to linger transacting on Tokopedia e-commerce.

Keywords: Price perception; e-promotion; e-satisfaction; Repurchase Intention

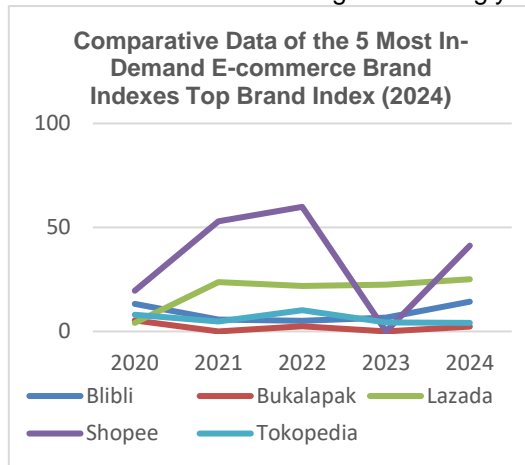
1. INTRODUCTION

In the era of globalization, technological advances are happening rapidly, and

everything is done online (Nurkhasanah & Mahmud, 2022). People can connect with each other using a variety of media, such as social media, which can be accessed online for free. Social media is

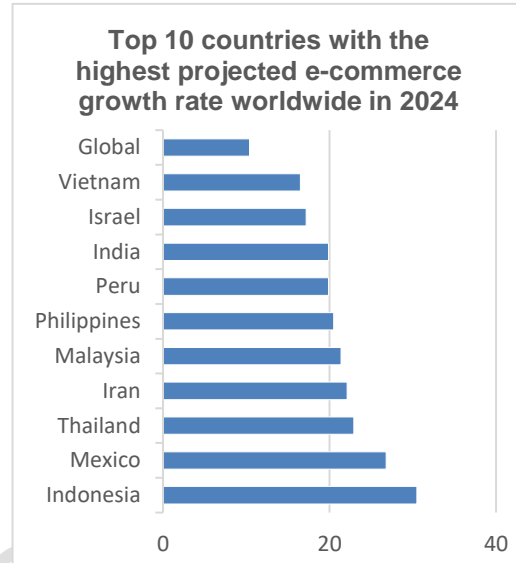
not only easier to access on computers, but also more convenient to access on smartphones through apps, allowing users to access social media wherever and whenever they want (Harita & Siregar, 2022).

People's consumption patterns have changed as a result of the progress and ease of doing business through online media. According to Nurbayti, (2019) simplicity of use, ease of understanding, ease of making online purchase choices for potential customers, and happiness with transactions are the metrics used to evaluate how easy it is for potential customers to make transactions. Indonesians are becoming increasingly



interested in using online shopping to meet their needs and desires (Permana, 2020). One of the platforms for online shopping and marketing it is e-commerce. Here is the analysis data of 10 countries with the largest projected e-commerce growth in the world.

fig 1. Data Analysis Top 10 Countries With Highest Projected E-commerce Growth Rates Worldwide In 2024 Databoks (2024)

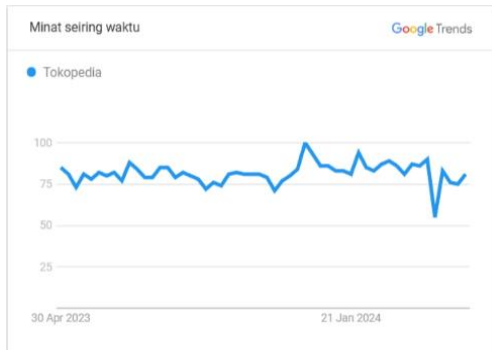


The first place is Indonesia in terms of global e-commerce user growth of 30.5%, followed by Mexico ranked 2nd at 26.8% and Thailand at 22.9%. Therefore, the e-commerce market in Indonesia is very broad. One of the most popular e-commerce in Indonesia is Tokopedia, which provides a wide range of goods and services in one application. Based on Top Brand Index, (2024), is a comparative data of the 5 e-commerce brand indices that are most in demand by the Indonesian people.

fig 2. Comparative Data of the 5 Most In-Demand E-commerce Brand Indexes Top Brand Index (2024)

From this data, Tokopedia's e-commerce experienced a decrease in the top brand index from 2022 to 2024 by 6.1%. This is in line with the data taken from the following is data on Tokopedia visitor interest from April 30, 2023 – May 11, 2024: Google Trends, (2024)

fig 3. Google Trends Tokopedia Search Analysis Data 30 April 2023 – 11 May 2024



Based on the last 12 months of data taken from there was a decline in Tokopedia visitor interest from 82 points in the range of April 30, 2023 - May 6, 2023 to 78 points in the range of May 5, 2024 - May 11, 2024. Google Trends, (2024) Looking at the assessment of the top brand index, 3 parameters were found, where the problem was included in the Share Commitment which shows the brand's ability to persuade consumers to make further purchases in the future. Similarly, in calculating the three indicators from Google Trend, the research problem is one of the things classified as future intention which shows the buyer's desire to buy or reuse the product in the future. This pattern shows that the reduction of repurchase intention in Tokopedia e-commerce is an issue in the study.

Customer satisfaction is positively and significantly influenced by repurchase intention in Shopee e-commerce (Listyowati et al., 2024). These two conclusions can be used to explain why the greater the customer satisfaction, the higher the repurchase intent. Furthermore, customer satisfaction is influenced by price perception in Easy Shopping. It also proves that the customer satisfaction variable has a positive effect on price perception (Muthi et al., 2023). Therefore the change in price perception causes a unidirectional change in customer satisfaction. The results of other studies show that repurchase intention is directly influenced by price perception (Kartini et

al., 2021). Therefore, it can be said that the higher the price perception results in the higher the repurchase intention will be accepted (Anggraeni et al., 2021). Then customer satisfaction is influenced by promotions on Easy Shopping (Muthi et al., 2023). Therefore, the change in promotion causes a unidirectional change in customer satisfaction. Furthermore, the results of other studies show that repurchase intention is directly influenced by promotions on Geprek Bensu Manado products (Manumpil et al., 2021). Referring to this result, it can be explained that the higher the promotion, the higher the repurchase intent. Temporarily. According to (Lucky et al., 2023) customer satisfaction it plays a role in mediating price perception towards repurchase tension at Transmart Mx Mall Malang. Furthermore, according to Munte et al., (2022) customer satisfaction it contributes to mediating promotions against repurchase intention in Online Shopping in Medan City.

The explanation mentioned above makes the previous findings very relevant because it still uses the variables of price perception, and repurchase intention. Therefore, the researcher updated the research object to Tokopedia e-commerce, the promotion variable was changed to e-promotion, for the consumer satisfaction variable to e-satisfaction and the novelty of the research locus in the city of Bandung. Then the limitation of the research is that the locus is used only in the city of Bandung. Thus, the study intends to prove the influence of price perception and e-promotion on e-satisfaction-mediated repurchase intention by involving Tokopedia e-commerce consumers, especially in the city of Bandung.

2. LITERATURE REVIEW

2.1 Price Perception

According to Bagaskara & Kana, (2021) price perception is the collection of a certain amount of money from the existence of a product and the existence

of a certain amount of value that will be exchanged for consumers that are needed, so it can have several benefits when owned or used. Consumers' perception of store prices is one of the important considerations in determining their information search, store selection, and purchase decisions (Lii et al., 2024). The price perception indicator can be divided into 4, namely product price affordability, price suitability with product quality, price suitability with product benefits and product availability at varying prices (Bagaskara & Kana, 2021).

2.2 E-promotion

E-promotion is a promotion carried out through the internet to inform and communicate directly to consumers without having to be face-to-face to make buying and selling transactions (Marshely et al., 2022). According Marshely et al., (2022) e-promotion indicators can be divided into 5, namely communicating, informing, product marketing, social media, and product knowledge.

2.3 E-satisfaction

According to Sativa et al., (2016) e-satisfaction, it is defined as the accumulation of satisfaction that consumers get on every purchase and experience of consuming goods or services from time to time on an online site. The e-satisfaction indicator is divided into 3, namely the fulfillment of the expectations given by the product, satisfaction with the transaction experience on the site, feeling happy to have chosen the site over other sites. (Sativa et al., 2016)

2.4 Repurchase Intention

Repurchase intention is the behavior of an individual who is motivated to exchange his or her money back to enjoy the goods that have been purchased by the individual (Mudfarikah et al., 2021). Ferdinand, (2002) The indicators of

repurchase intention according to are transactional interest, exploratory interest, preferential interest, and referral interest.

3. METHODS

Based on the theory according to Sekaran & Bougie (2017) Roscoe, (1975) where the recommended research is a sample of at least ten times more than the research variable. Meanwhile, the researchers in this study calculated that the sample was 30 times more variables, with each sample consisting of price perception, e-promotion, repurchase intention, and e-satisfaction. The total population of this study is 123 respondents. The technique in determining the research sample used is convenience sampling which is classified as non-probability sampling. The sampling criteria are respondents aged 15-65 years, and have shopped for Tokopedia e-commerce more than 1 purchase. The data processing in the study is a quantitative descriptive analysis through the likert scale in data collection. The multiple regression of the study uses the statistical program of social science (SPSS) version 25.

Table 1. Respondent Profile

INFORMATION	SUM	(%)
Age / Age		
15-25	66	53,7%
26-35	53	43%
36-45	4	3,3%
46-55	0	0
56-65	0	0
Gender		
Man	82	66,7%
Woman	41	33,3%
Domicile of Bandung City		
Yes	123	100%
Not	0	0%
Work		
Student	0	0%
Student	47	38,2%
Entrepreneurial	15	12,2%
Private Employees	61	49,6%
Use of the Tokopedia Application		
1	58	47,2%
2	43	35%
3	21	17,1%
>3	1	0,7%

3. Results and Discussion

Table 2. Validation and Reliability Tests

NO	Statement	Test Results	Test Results
		Validity	Reliability
		R Count (Person correlation)	Cronbach' s alpha
Price Perception (x1)			
1.	The price of products sold on Tokopedia e-commerce is affordable.	0,832	0,818
2	The price of the products offered on Tokopedia is in line with the promised quality.	0,830	
3	Product prices on Tokopedia e-commerce are in accordance with the benefits obtained.	0,796	
4	Product prices on Tokopedia e-commerce have various variations.	0,759	
E-Promotion (x2)			

1	Tokopedia e-commerce provides a means of communication between buyers and sellers regarding the products offered.	0,618	0,752
2	Tokopedia e-commerce is able to clearly inform its consumers about products.	0,745	
3	Tokopedia e-commerce is able to market products attractively to its consumers.	0,831	
4	The Tokopedia application provides product promotions that are connected to social media.	0,644	
5	The Tokopedia application provides detailed information about the products sold.	0,700	

E-Satisfaction (Y)			
1	The products sold on Tokopedia e-commerce are able to meet the expectations of its users.	0,787	0,771
2	I feel satisfied with the experience of transacting on Tokopedia e-commerce.	0,843	
3	I feel happy to choose Tokopedia as a trusted e-commerce compared to other e-commerce.	0,859	

Repurchase Intention (Z)			
1	I want to make a transaction on the Tokopedia Application.	0,738	0,659
2	I want to search for more products on the Tokopedia application.	0,739	
3	I want to make the Tokopedia application the main e-commerce application compared to other applications.	0,729	
4	I want to refer the Tokopedia application to others.	0,615	

The results of the validity test explained that if the number of each statement in the questionnaire exceeded the ttable value of 0.2638, all questionnaire question items would be considered valid. The data collection instrument of this research is able to measure what needs to be measured. In addition, based on the idea proposed by Sekaran & Bougie (2017), the validity test findings show that Cronbach's alpha value is recognized as reliable for reasons higher than 0.6, allowing for more consistent measurements even when worked on at different times.

Table 3. Classical Assumption Test

NO	CLASSIC ASSUMPTION TEST TYPE	CRITERIA FOR RECEIVING TEST RESULTS	TEST RESULTS	INTERPRETATION
1	Normality test (kolmogorov-smirnov)	(Sig) \geq 0.05	(sig) = 0.07 (sig) = 0.399	Normally distributed
2	Multicollinearity test	Tolerance value $>$ 0.1, and VIF $<$ 10	Tolerance value = 0.997 and VIF = 1.003 (First Equation) Tolerance value = 0.997 and VIF = 1.003 (First Equation) Tolerance value = 0.951 and VIF = 1.051 (Second Equation) Tolerance value = 0.996 and VIF = 1.004 (Second Equation) Tolerance value = 0.953 and VIF = 1.049 (Second Equation)	Free multicollinearity
3	Heteroscedasticity test	(Sig) \geq 0.05 c2calculate $<$ c2table (148.779262)	(sig) = 0.022 (First Equation) (sig) = 0.373 (First Equation) Whitc2 test count = 7.503 (First Equation) (sig) = 0.541 (Second Equation) (sig) = 0.133 (Second Equation) (sig) = 0.427 (Second Equation)	Free from Heteroscedasticity

The results of the classical assumption test in Table 3 are used to determine that the data is normally distributed in the normality test, as shown by the significance value (sig) = > 0.05. Furthermore, the findings of the multicollinearity test explain that the tolerance value on each independent variable is greater than 0.10 and the variance in function (VIF) is less than 10, indicating the absence of multicollinearity in the model or correlation between independent variables. Furthermore, each variable has a significance value (sig) of > 0.05 according to the results of the heteroscedacity test, which shows that neither heteroskedicity nor independent factors change the residual absolute value in the regression model.

Table 4. Multiple Regression Test 1

Coefficients^a

Model		Unstandardized Coefficients		Standardized	T	Sig.
		B	Std. Error	Coefficients		
1	(Constant)	9.733	1.174		8.288	.000
	X1.Price.Perception	.137	.057	.215	2.412	.017
	X2.E.Promotion	-.016	.037	-.039	-.433	.666

a. Dependent Variable: Y.E.Satisfaction

Based on table 3, the multiple regression equation can be generated as follows:

$$Y = 9.733 + 0.137 X1 - 0.016 X2$$

Based on the findings of multiple regression analysis 1, it was determined that each count on the price perception variable was 2.412 and e-promotion - 0.433. However, the value of the coefficient β price perception was 0.215 and e-promotion was -0.039. This means that the e-satisfaction variable is positively and significantly influenced by price perception and e-promotion does not have

a positive and significant effect on e-satisfaction. This is evident when the t-count of 1.65734 is higher than the t-table.

Table 5. Multiple Regression Test 2

Coefficients^a

Model		Unstandardized Coefficients		Standardized	T	Sig.
		B	Std. Error	Coefficients		
1	(Constant)	15.777	1.982		7.958	.000
	X1.Price.Perception	-.083	.079	-.099	-1.063	.290
	X2.E.Promotion	.031	.050	.057	.623	.535
	Y.E.Satisfaction	.097	.123	.074	.792	.430

a. Dependent Variable: Z.Repurchase.Intention

Based on table 5, the multiple regression equation is produced as follows:

$$Z = 15,777 - 0.083 X1 + 0.031 X2 + 0,097 Y$$

By sourcing from the analysis of multiple regression results 2, the results of each calculation of the variable price perception were -1.063, the e-promotion variable was 0.623, and the e-satisfaction variable was 0.792. However, the value of the coefficient β electronic price perception was -0.099, e-promotion was 0.057 and e-satisfaction was 0.074. This means that the variables of price perception, e-promotion and e-satisfaction do not have a positive and significant effect on repurchase intention because the ttable value of 1.97944 is higher than the tcal.

Table 6. Sobel Test

RELATIONSHIPS BETWEEN HYPOTHESIZED VARIABLES	A	B	SA	SB	SOBEL TEST RESULTS (T COUNT)	CRITERIA FOR RECEIVING SOBEL TEST RESULTS	INTERPRETATION
E-satisfaction -> price perception -> repurchase intention	0,137	0,097	0,057	0,123	0,74931426	tcal > t table = 1.97976	E-satisfaction does not mediate the impact of price perception on repurchase intention
E-satisfaction -> e-promotion -> repurchase intention	0,016	0,097	0,037	0,123	0,37916931		E-satisfaction does not mediate the impact of e-promotion on repurchase intention

Based on table 6, the results show that e-satisfaction mediates the influence of price perception and e-promotion on repurchase intention. The results of the sobel test were obtained from the calculation of e-satisfaction in mediating the influence of price perception of 0.74931426 and e-promotion of 0.37916931 on repurchase intention where the results of the study were smaller than the t table of 1.97976 as a result of the results of the study can describe the effect of e-satisfaction mediating the influence of price perception and e-promotion on repurchase intention.

Table 7. Hypothesis Test

Hypothesis	Relationship Between Variables	T count	Significant	Interpretation Hypothesis Results	of Test
H1	Price perception -> e-satisfaction	2,412	0,017	H0 successfully rejected	Work hypothesis supported by empirical data
H2	E-promotion -> e-satisfaction	-0,433	0,666	H0 failed to be rejected	Hypothesis not supported by empirical data
H3	Price perception -> repurchase intention	-1,063	0,290	H0 failed to be rejected	Hypothesis not supported by empirical data
H4	E-promotion -> repurchase intention	0,623	0,535	H0 failed to be rejected	Hypothesis not supported by empirical data
H5	E-satisfaction -> repurchase intention	0,792	0,430	H0 failed to be rejected	Hypothesis not supported by empirical data
H6	E-satisfaction -> price perception -> repurchase intention	0,7493	-	H0 failed to be rejected	Hypothesis not supported by empirical data
H7	E-satisfaction -> e-promotion -> repurchase intention	0,3792	-	H0 failed to be rejected	Hypothesis not supported by empirical data

The results of the first hypothesis test explained that H0 was successfully rejected. Explaining that e-satisfaction is positively and significantly affected by price perception. These results are supported by research by Wijayanto et al., (2023) shows that price perception has an effect on e-satisfaction. Then additional research findings reveal that price perception is positively and significantly influenced by e-satisfaction on Tokopedia e-commerce (Wijaya et al., 2021). Subsequently, the second hypothesis failed to reject H0, based on the results explaining that e-promotion has no effect on e-satisfaction (Woen et al., 2021). Furthermore, the third hypothesis fails to reject H0, which explains that price perception has no effect on repurchase intention. In previous research, it was explained that price perception did not have a significant effect on repurchase intention (Kevin et al., 2021). Furthermore, the fourth hypothesis fails to reject H0, which explains that e-promotion has no effect on repurchase intention. The study is corroborated by previous research explaining that e-promotion has no effect on repurchase intention (Pura et al., 2020). Furthermore, the fifth hypothesis fails to reject H0, which explains that e-satisfaction has no effect on repurchase intention. Furthermore, the sixth and seventh hypotheses fail to reject H0, therefore it is true if it can be interpreted that e-satisfaction plays a role in mediating the influence of price perception and e-satisfaction on repurchase intention. Thus, the findings of this research corroborate previous studies on related situations, based on the explanations that have been given.

4. CONCLUSION

Based on the findings from the results of the research, price perception has a positive and significant effect on e-satisfaction. The next six hypotheses were rejected. It is recommended for future researchers, it is possible to change the research locus of other cities or to expand the scope of the research locus. Researchers are further advised to add more other variables or dimensions that were not studied to the study and examine those related to repurchase intention. The advice addressed to Tokopedia e-commerce is that it is necessary to consider increasing price perception which indirectly increases e-satisfaction. The better the price perception, the better the e-satisfaction. Thus, to increase e-satisfaction e-commerce, Tokopedia can strive to increase price awareness. Tokopedia e-commerce can increase price perception by paying attention to price affordability, adjusting prices to product quality, adjusting prices to product benefits and varying prices with product availability so that consumers are more satisfied in shopping on Tokopedia e-commerce. Then, Tokopedia e-commerce can increase e-satisfaction by making shopping features more convenient so that consumers are happy to linger transacting on Tokopedia e-commerce.

COMPETING INTERESTS DISCLAIMER:

Authors have declared that they have no known competing financial interests OR non-financial interests OR personal relationships that could have appeared to influence the work reported in this paper.

DISCLAIMER(ARTIFICIAL INTELLIGENCE)

Author(s) hereby declare that NO generative AI technologies such as Large Language Models (ChatGPT, COPILOT, etc.) and text-to-image generators have been used during the writing or editing of this manuscript.

REFERENCE

- Anggraeni & Setiorini, (2021). The Effect of Service Quality and Price on Customer Repurchase Interest of PT Saky Putra Pratama. *Journal of Economics and Industry* Volume 22, No.2, May-August 2021
<https://ojs.ekonomi-unkris.ac.id/index.php/JEI>
- Arifin, (2021). Flash Sale Events on Online Shopping Decisions During the Covid-19 Pandemic in Marketplaces and Implications for Consumer Satisfaction in Malang City. *Indonesian Journal of Marketing Science* Vol. XX (Number 1).
DOI:<https://doi.org/10.14710/jspi.v20i1.18-32>
- Central Statistics Agency. (2022). Central Statistics Agency.
- Comparative Data of the 5 Most In-Demand E-commerce Brand Index Top Brand Award 2024. (2024). Top Brand Award.
- Ghofar, (2023) E-satisfaction Mediation on E-loyalty (Study on Shopee Online Shop). *Proceedings of the National Seminar on Computer Technology and Science* Vol 1, No 1
<https://prosiding.seminars.id/prosainteks/article/view/74>
- Harita, S., & Siregar, (2022). The Influence of Direct Marketing and Product Quality on Repurchase Interest in Tiktok Live Streaming Marketing. (Study on Tiktok Application Users in Medan City). *Journal of Creative Economy and Digital Business Management*, 1(2), 171–184.
<https://transpublika.co.id/ojs/index.php/JEKOMBITAL>
DOI:[10.55047/jekombital.v1i2.309](https://doi.org/10.55047/jekombital.v1i2.309)
- Irawan, M. R. N. (2020). The Influence of Product Quality, Price and Promotion on Consumer Purchase Interest at PT. Satria Nusantara Jaya. *Economics : Journal of Economics of Kadiri University*, 5(2), 140.
DOI:<https://doi.org/10.30737/ekonika.v5i2.1097>
- Kartini, I., Wibowo, E.W., & Sugiyanto, E. (2021). The Influence of Promotion on Consumer Satisfaction Impacts

- Loyalty in Online Shopping on Shopee. *Journal of Business Lanterns*, 10(1) 10(1), 57.
DOI:
<https://doi.org/10.34127/jrlab.v10i1.423>
- Kevin, & Tjokrosaputro. (2021). The Influence of Perceived Price and Country of Origin on the Repurchase Intention of Xing Fu Tang Beverage Brand in Jakarta: Word of Mouth as a Mediation Variable. *Journal of Managerial and Entrepreneurship*, Volume III No. 1/2021 Pages 52-60.
ORDER:
<https://doi.org/10.24912/jmk.v3i1.11287>
- Kotler, P., K. K. L. (2016). *Marketing Management* (Pearson Education, Ed.; 15th Global Edition).
- Listyowati and Irmawati, (2024). The Effect of Price and Promotion on Repurchase Interest at Shopee Mediated by Customer Satisfaction. *Management and Business* (Vol. 6, Number 1) 6 (1): 56-71; 2024.
<https://jurnal.uisu.ac.id/index.php/MdB>
DOI:[10.30743/jmb.v6i1.8875](https://doi.org/10.30743/jmb.v6i1.8875)
- Lii Y-S, Ding M-C, Hung C-H (2024). Consumer Price Perception and Reaction to Price Promotion in Online Shopping. *J. Econ. Manage. Trade*. 29(10):98-104.
<https://journaljemt.com/index.php/JEMT/article/view/1146>
- Lucky, O. S., Siti Aisjah, & Ningrum, A. P. (2023). The Impacts Of Store Price Image And Brand Image On Repurchase Intention With Customer Satisfaction As Mediation. *International Journal of Research in Business and Social Science* (2147-4478), 12(1), 22–30. DOI:
<https://doi.org/10.20525/ijrbs.v12i1.2269>
- Manumpil, A., Mananeke, L., & Samadi, R. L. (2021). The Influence of Marketing Mix Strategy on Buyback Intention Of Geprek Benu Manado Products. *EMBA Journal* (Vol. 9, Number 3).
[Vol. 9 No. 3 \(2021\): JE. Vol 9 No 3 \(2021\)](https://doi.org/10.24912/jmk.v3i1.11287)
- DOI:
<https://doi.org/10.35794/emba.v9i3.36007>
- Mediti, P. (2020). Analysis of the Influence of Price and Quality of Electronic Services on Consumer Satisfaction on Shopee Application Users. *Journal of Management Science* Volume 8 Number 4.
DOI:<https://doi.org/10.26740/jim.v8n4.p1290-1300>
- Muchklis et al., (2021). The Influence of E-Satisfaction and E-Trust on Repurchase Intention Through E-Word of Mouth (E-Wom) as an Intervening Variable of E-Commerce **Bukalapak** in the Millennial Generation.
DOI:[10.25299/kiat.2021.vol32\(1\).7404](https://doi.org/10.25299/kiat.2021.vol32(1).7404)
- Munte, Y. S., Ginting, P., & F. Sembiring, B. K. (2022). The Influence of Trust and Sales Promotion on Repurchase Intention Through Consumer Satisfaction in Doing Online Shopping in Medan City. *International Journal of Research and Review*, 9(8), 318–337. ALSO:
<https://doi.org/10.52403/ijrr.20220826>
- Muthi & Utama, (2023). The Effect of Price Brand Image and Promotion Easy Shopping Customer Repurchase Intention Mediated By Customer Satisfaction. *Dinasti International Journal Of Management Science* Vol. 4, No. 4, DOI:
<https://doi.org/10.31933/dijms.v4i4>
- Nurbayti. (2019). Trends of Go-Food Application Users in the Digital Era (Phenomenological Study of Go-Food Users at Amikom University Yogyakarta). *Journal of Communication, Society and Security*, 1. DOI:
<https://doi.org/10.31599/komaskam.v1i1.3255>
- Nurkhasanah & Mahmud, (2022). The Effect of Price Perception and Promotion on Online Repurchase Interest Mediated by Consumer Satisfaction. (Study on Shopeefood) *Journal of Business Management*

- and Dynamics Vol 1 (No 2), 2022,
Pp: 1-16 e-ISSN: 2829-5978
<https://publikasi.dinus.ac.id/index.php/JMDB/article/view/6907>
- Permana, A. I. (2020). The Influence of Website Quality, Service Quality, and Customer Trust on Customer Purchase Interest on Bukalapak Online Shopping Site. *Business Economics*, 25(2), 94–109. DOI: <https://doi.org/10.33592/jeb.v25i2.422>
- Permatasari, L. D., & Santosa, S. B. (2021). The Influence of Consumer Reviews, Service Quality, and Sales Promotions on Repurchase Intention Through Consumer Satisfaction as an Intervening Variable (Study on Shopee Marketplace Consumers in Semarang City). *Diponegoro Journal Of Management*, 10(4), 1–6. <https://ejournal3.undip.ac.id/index.php/djom/article/view/32420>
- Prasetyo, A. N., & Yusran, H. L. (2022). The Influence of E-Service Quality and E-Trust on Repurchase Intention through E-Satisfaction in E-Commerce Users. Volume 4, Issue 14(1). hk-publishing.id/ijd-demos/article/view/193
- Putra., & Farida. (2022). The Influence of Customer Value and Sales Promotion on Repurchase Intention through Customer Satisfaction. *Journal of Business Administration* (Vol. X, No.2 1122) DOI: <https://doi.org/10.14710/jiab.2021.30991>
- Ramdhan et al., (2023) The Influence of Product Quality and Price on Repurchase Interest in Rambak Crackers NSR Bandung. *JUDICIOUS* Volume 04 Issue 01 DOI: <https://doi.org/10.37010/jdc.v4i1>
- Roscoe, J. T. (1975). *Fundamentals Research Statistics for Behavioural Sciences*. Interpersonal Computing and Technology: An electronic Journal for the 21st Century.
- Salsabila et al., (2022). The Influence of Service Quality and Price on Repurchase Intention through Customer Satisfaction as an Intervening Variable: A Case Study on Gen Z Customers Customers. *Journal of Business, Management, and Finance* (Vol. 3, Number 1). DOI:<https://doi.org/10.21009/jbmk.0301.07>
- Sekaran, U., & B. R. (2017). *Research methods for business* (Salemba Four, Ed.).
- Suhardi, D. (2021). The Influence of Promotion, Innovation, Price, on Repurchase at Hajj Souvenir Shop with Loyalty as a Mediating Variable. *Scientific Journal of Islamic Economics* 7(02), 2021 <http://www.jurnal.stie-aas.ac.id/index.php/jei/article/view/2770/1336>
- Tokopedia Google Trend data April 30, 2023 - May 11, 2023. (2024). Google Trends.**
- Woen, N. G., & Santoso, S. (2021). The Effect of Service Quality, Product Quality, Promotions, and Normal Prices on Consumer Satisfaction and Loyalty. *Journal of Maksipreneur: Management, Cooperatives, and Entrepreneurship*, 10(2), 146. DOI: <https://doi.org/10.30588/jmp.v10i2.712>
- Wijaya, (2021). The Effect of E-Service Quality and Price on E-Satisfaction on Tokopedia AGORA Users Vol. 9, No. 1, (2021) publication.petra.ac.id/index.php/manajemen-bisnis
- Wijayanto, (2023). The Influence of E-trust, E-Service Quality, Price and Web Quality on Traveloka User E-satisfaction. *Journal of Socioeconomic Management* 3(2), 144–157. DOI: <https://doi.org/10.51903/dinamika.v3i2.396>
- Yuliyanto, W. (2020). The Effect of Promotion on Customer Satisfaction at the Alea Shopid Store Kebumen. *Journal of Business and Economics Research (JBE)*, 1, 168–172. ALSO: <https://doi.org/10.47065/jbe.v1i2.244>

UNDER PEER REVIEW