

Original Research Article

Quantification of Indigenous Rhizobial Populations Associated with Pea Nodulation in Kumaon region of North-western Himalayas

Abstract

The study explored the native rhizobial populations in pea-cultivating regions of the Kumaon area in the north-western Himalayas, with a focus on their connection to biological nitrogen fixation (BNF). Data was collected from 12 locations to assess rhizobial populations, soil physicochemical characteristics, and their impact on pea nodulation and nitrogen accumulation. A moderately positive correlation was observed between soil organic carbon (OC) levels and the most probable number (MPN) of rhizobia, suggesting that higher OC supports rhizobial growth and BNF. Locations such as Khamaria and Daranti, with elevated OC levels, exhibited larger rhizobial populations and improved nodulation, whereas areas like Chafi and Sui, characterized by lower OC, had diminished rhizobial activity. Daranti recorded the highest rhizobial count (10,000 g⁻¹), while Timiladiggi showed the most efficient nitrogen fixation (18.01 mg plant⁻¹ BNF). This suggests that rhizobia from Timiladiggi could be isolated and utilized as inoculants to enhance BNF in areas with less effective rhizobial strains. Climatic factors also influenced soil properties, with cooler and higher-altitude regions such as Pithoragarh displaying conditions conducive to greater OC accumulation and rhizobial activity. The findings highlight the importance of identifying efficient rhizobial strains for BNF and implementing localized strategies, such as increasing organic carbon content, to boost legume productivity. Such measures can promote sustainable agricultural practices tailored to the diverse climatic conditions of the Kumaon region in Uttarakhand. In near future the metagenomic analysis of rhizobial populations should be targeted so as to find the basis of diversity through characterization of native rhizobia.

Comment [Dr1]: The abstract should state briefly the purpose of the research, the experimental design, the principal results and major conclusions.

Comment [Dr2]: Re-phrase the sentence. The rhizobial count recorded at "Daranti" area.....

Comment [Dr3]: Incomplete unit description. It seems there is some thing missing. Please mention complete units of measurement. 10,000 per gram of which?

Comment [Dr4]: Please mention significant strains isolated from Timiladiggi, which can be used for this purpose.

Keywords: Most probable number, MPN, Rhizobia, Nodules, Uttarakhand, Biological nitrogen fixation, BNF

Comment [Dr5]: The use of abbreviations as the "keyword" should be avoided.

1.1. Introduction

In North-Western Himalayan region, farming is valued as a significant source of revenue favoured by region's agroclimatic conditions for growing vegetables. People in hilly-agricultural areas commonly practice organic farming over intensive farming which allows the preservation of Himalayan agro-ecosystems, by native population of Uttarakhand. In these agro-ecosystems, biological practices are especially crucial as biological health of soil dictates the various biogeochemical cycles determining the availability of nutrients for the growth of soil microorganisms and plants. Nitrogen (N) is one of the important essential nutrient elements that plays very important role in growth and development of crops (Suliman, 2011). Approximately, 97% of Indian soils are deficient in available Nitrogen (CSE Report, 2022), depicting the need of nitrogen application in soil. But applying nutrient by mean of inorganic sources has its own negative aspects as it leaks nutrients and GHGs to environment. Increased fertilizer consumption directly contributes to lower N use efficiency (15-30%) (Shukla *et al.*, 2022). Current agricultural policy aims at reducing the utilization of fertilizer by at least 20% and cutting down on fertilizer use while maintaining the soil fertility (European Commission, 2023). Therefore, alternative ways of biological origin to meet the nutrient requirement of crops are highly desired.

Comment [Dr6]: These highlighted terms don't making any sense.

Formatted: Highlight

Comment [Dr7]: Please re-phrase the sentence to make a sense and clarity. Always use simple and short sentence. Don't try to mention multiple things in single sentence.

Comment [Dr8]: "efficiency" of which?

Applying nutrients through biological sources *i.e.*, compost, FYM or residue application etc., use of microorganisms is advantageous as these have a direct and positive impact on soil health and crop productivity (Hoque *et al.*, 2022). Biological nitrogen fixation (BNF) is one of the potential natural phenomena to boost crop production while reducing the dependency on chemical sources of nitrogen (Dhillon *et al.*, 2022; Peoples *et al.*, 2009). Legumes play pivotal role in enriching the soil with N, having been included in crop rotations, through biological nitrogen fixation. (Wysokinski *et al.*, 2021, Ntatsiet *et al.*, 2019). Legumes may derive up to 90% of the nitrogen from BNF when inoculated with the right strain of bacteria (Ghazi and Karnwal, 2017).

Comment [Dr9]: Please define the abbreviation.

In India, vegetable pea (*Pisum sativum* L.) occupies 10.18 lakh hectare area and mainly is grown in Uttar Pradesh having maximum cultivated area and production followed by Madhya Pradesh, Jharkhand, Assam, Odisha, Manipur, West Bengal, Bihar (GOI Ministry of Agriculture & Farmer Welfare, 2020-21). In Uttarakhand, vegetable pea is cultivated in 13615-hectare area with production of 10,2977

Metric tonnes (State Horticulture Mission Government of Uttarakhand, 2020-21). Vegetable Pea (*Pisum sativum* L.) with its exceptional capacity for symbiotic nitrogen fixation, which has long been recognized as a restorer of soil fertility. Vegetable Pea when grown in the field has the capacity to fix about 165 kg N ha⁻¹, although the usual range is 40–60 kg ha⁻¹ (Bourionet *et al.*, 2007).

Being short duration crop, vegetable pea (*Pisum Sativum* L.) fits properly between rice – vegetable pea-late sown wheat, rice – vegetable pea- spring maize; and rice - sugarcane crops which have given significant importance to vegetable pea to be included among cropping systems as a restorer of N deficiency which is prominent in Indian soils.

The bacterial associations, account for the majority of the rhizosphere's root microbial associations. They have been identified as plant growth-promoting rhizobacteria (PGPR), which aids the plant and stimulates its growth (Baiset *et al.*, 2006, Okonet *et al.*, 2015).

The optimum native rhizobial number with high BNF efficiency is highly beneficial for the soil health and plant growth. Depending on the legume, the cropping system, abiotic and biotic environment threshold, soil physico-chemical properties, number of nodulating rhizobia vary. Slattery *et al.*, (2004) reported that the threshold number of rhizobia which could be a limiting factor for the symbiotic growth of legumes is below 50 g⁻¹ soil. However, the threshold population of rhizobia in soil needed for maximum dry matter production and N accumulation in legume is around 1000 g⁻¹ soil (Naziah and Weaver 1994). Under conditions having population of native rhizobia below threshold, in order to harness the potential of nitrogen fixation, legumes are frequently inoculated with effective and efficient rhizobial strain(s) that fix substantial amount of nitrogen (Herridge *et al.*, 2008; Howieson *et al.*, 2000; Vanlauwe *et al.*, 2019). Multiple numbers of native rhizobial strains are present in nature capable of causing infection in a host plant competing for infection sites with inoculated/ introduced strain. Full benefit of symbiotic nitrogen fixation cannot be achieved, when native strain outcompete the inoculated one that fixes significantly less nitrogen than the inoculated (Yates *et al.*, 2011). So, a thorough knowledge about the native rhizobial population of rhizobia specific to host and their BNF efficacy is essential for harnessing the benefits of nitrogen fixation. The knowledge regarding the native rhizobial population nodulating vegetable pea in Kumaon region of Uttarakhand is lacking. Process of BNF is also susceptible to the biotic and abiotic environment *i.e.*, soil moisture conditions, soil aggregation, soil fertility, organic matter, soil microbial diversity etc., affecting growth and nodule initiation process. Thus, when temperate and tropical legumes are exposed to moisture stress, nitrogen fixation suffers. Soils in Uttarakhand have varying soil depths with uneven distribution of nutrients across the region with low soil water holding capacity and limited root zone posing the threat to the growth and productivity of crops.

Comment [Dr10]: Add citation

Comment [Dr11]: Remove these lines. These can be the part of "Discussion" section but not should be the "Introduction".

The Himalayan ecosystems provide a variety of micro-habitats with high biodiversity, within small distances and elevations, showcasing a range of micro-habitats with great biodiversity. In addition, changes in land use patterns, the growth of infrastructure, unsustainable tourism, overexploitation of natural resources, habitat fragmentation, and climate change all pose threats to the Himalayan ecosystems. There are numerous traditional crops cultivated in the Himalayan agro-ecosystems, which have been nurtured by native farming communities for ages. One such crop is Vegetable Pea (*Pisum sativum*L.). Because, these crops have adapted to the local environmental conditions, they possess the inherent qualities to withstand ecological risks and other challenges. Also with its exceptional capacity for symbiotic nitrogen fixation, it has been recognized as a restorer of soil fertility. After dry bean (*Phaseolus vulgaris* L.), vegetable pea is second major legume crop cultivated in 6.18 M ha area with a grain production of 10.48 Million tonnes (Brijbooshan and Shalini, 2007).

The resident *Rhizobium* populations of each site were enumerated by most probable number plant infection tests (Brockwell 1963) based on the ability of specific rhizobia to produce nodules in a selected species of legume. Depending on the legume type, cropping system, abiotic and biotic environment number of nodulating rhizobia below 50 g⁻¹ soil could be a limiting factor for the symbiotic growth of legumes (Slattery *et al.*, 2004.)

Depending on the physicochemical characteristics of the agroecosystem, rhizobial diversity and abundance differ. Given that oxygen has a major role in controlling microbial activity, the majority of rice fallow soils either had low concentrations of native rhizobia—roughly 100 rhizobia per gramme of dry soil—or none at all. To ascertain whether artificial rhizobia inoculation is necessary, it is vital to count the rhizobial populations in the soil. Since there are no reliable molecular markers to distinguish rhizobia from other soil bacteria, the most probable number (MPN) method is used to count the population of rhizobia by observing the presence or absence of root nodules. The enumeration of rhizobial MPNs is predicated on the idea that nodules will form in nitrogen-free media when a single, viable rhizobial cell is present in the root region of a young legume host of the proper type (Senthilkumaret *et al.*, 2021).

Some rhizobia can potentially form nodules even in presence of other strains exhibiting rhizobial competitiveness (Yates *et al.*, 2011; Onishchuket *et al.*, 2017). Soil physicochemical properties like pH, temperature, moisture, availability of nutrients and their efficient use by microbes and soil type affects, rhizobial competitiveness and ultimately nodulation (Rathi *et al.*, 2021; Kasper *et al.*, 2019).

In addition to BNF, several rhizobia strains have lately shown a variety of additional PGP activities. This makes the isolation and creation of effective multi-trait rhizobia isolates for French beans necessary to promote sustainable production, environmental safety, and economising nitrogenous fertiliser (Yadav and Raverkar, 2021). With higher rates of soil N application at planting, there are fewer nodules in the plant. The degree of strain competition will be highly influenced by how well the rhizobial strains adapt to the particular soil conditions (Poole *et al.*, 2018).

Similarly, Nath *et al.* (2015), enumerated resident pea and lentil rhizobia in acidic soils of Assam and reported the population ranging from 9 to 14700 g⁻¹ soil. In Vertisols of Madhya Pradesh, a survey of soybean rhizobial populations in the rhizosphere of post-summer rainy season revealed a low number ranging from 0.5–3.3 × 10³ cells g⁻¹ soil but improved in the rhizosphere of cool season as 3.6–9.6 × 10³ cells g⁻¹ (Ansari and Rao, 2014). In an Ethiopia, indigenous *Rhizobium leguminosarum* var. *viciae* in soils ranged from 30 to 5.8 × 10³ cells g⁻¹ dry soil (Argaw, 2013).

These microbial species are spatially distributed based on the niche selection and agroecological zones which vary considerably. There is a need for inoculation in legumes where rhizobial population at the time of sowing is below threshold.

2. Material and methods

2.1 Sample collection

The sample collection of this study was conducted in October ~~month of year~~ 2022 from the rhizosphere area across 6 districts Almora, Nainital, Pithoragarh, Bageshwar, Champawat and Udham Singh Nagar in Kumaon region of Uttarakhand. ~~the~~ The sampling was conducted before the sowing of vegetable pea. Soil samples (2-3 kilograms from each location) from the fields with varying altitudes ranging from approximately 200 m to 2200 m above MSL and climatic conditions with the temperature ranging from 25-29 °C of N-W Himalayan region were collected. (Figure 1 & 2, Table 1 & Table 1) and stored in cool place. The samples were divided in two parts out of which one part was stored in refrigerator for determination of MPN studies. The other portion of soil sample was stored in cool place and processed for the determination of various chemical and physico-chemical properties.

Comment [Dr12]: The methods and materials used should be stated clearly in sufficient detail to permit the work to be repeated by others, if desired.

Comment [Dr13]: This is too much, this amount is not aligned with rhizosphere soil.

Comment [Dr14]: N-W

Comment [Dr15]:

Comment [Dr16]: Remove the full stop

Formatted: Font: Bold

Table 1: Sampling location from NWH Kumaon region of Uttarakhand

Place	Altitude	Altitude, Latitude and Longitude		Block	District
		N	E		
Podhar	1894.2	29.565	79.6912	Lamgara	Almora
Timiladiggi	1630.8	29.6208	79.3856	Tarikhet	Almora
Chafi	1302.3	29.3676	79.5872	Bhimtal	Nainital
Dhari	1306.9	29.3115	79.6946	Bhimtal	Nainital
Baram	1200	29.5118	80.2145	Dharchula	Pithoragarh
Daranti	1588	30.09307	80.25216	Munsiari	Pithoragarh
Leti	2175	30.00327	80.03060	Kapkot	Bageshwar
Sama	1986	29.97463	80.04544	Kapkot	Bageshwar
Sui	1672	29.4141	80.07215	Lohaghat	Champawat
RaikotKunwar	1631	29.41256	80.09393	Lohaghat	Champawat
Khamaria	242.5	29.1979	79.1173	Bajpur	US Nagar
Nh 309	206.2	29.0178	79.2816	Gadarpur	US Nagar

Comment [Dr17]: N-E

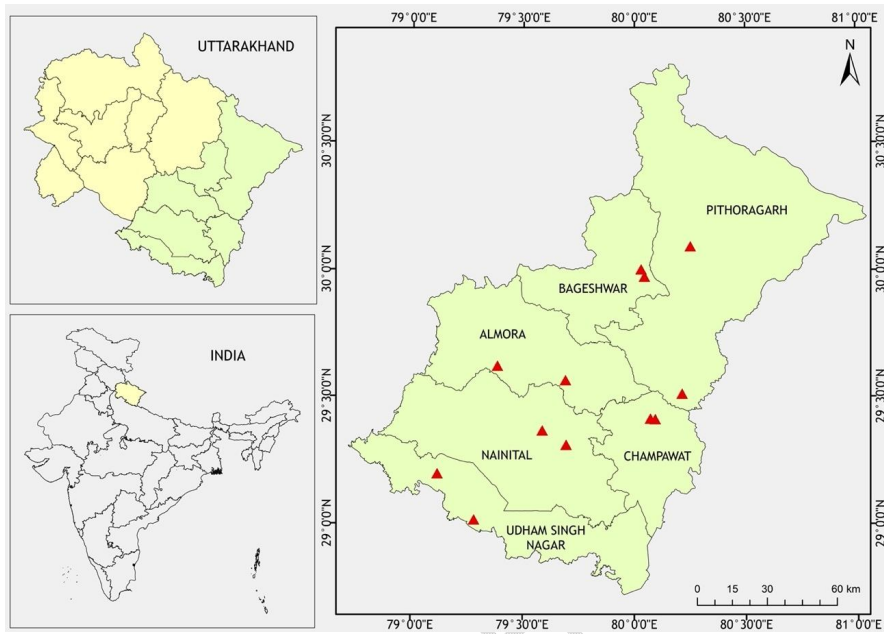


Figure 1: Sampling location from NWH Kumaon region of Uttarakhand



Fig2: Sampling locations

2.2 Enumeration of native rhizobia calculation

The population of rhizobia specific to vegetable pea in the soil was determined using the plant infection and Most Probable Number (MPN) technique, as described by **Vincent (1970)**. A 10-fold dilution series with four replications was prepared, starting with an initial dilution of 1:10 by mixing one gram of soil (equivalent to dry weight) with 9 ml of sterile water in a test tube and vigorously shaking with vortex shaker. This suspension was further diluted up to 10^8 dilutions under aseptic conditions, and the number of rhizobia was calculated using an MPN table.

The uniform and undamaged vegetable pea seeds were surface sterilized immersing in a 1% $HgCl_2$ solution for 3 minutes. After draining off the excess bleach, the seeds were rinsed five times with sterile distilled water and then soaked overnight. The surface-sterilized vegetable pea seeds were sown at a depth of 2-3 cm in a sterilized plastic pot containing acid washed sterilized sand. After seed germination (around 3-4 days), a 1 ml aliquot of the respective dilution of the soil suspension was inoculated at the base of each seedling. The plants were grown in a growth chamber under controlled conditions, with a light intensity of 2400 Lux and a temperature ranging from a minimum of 13°C to a maximum of 24-25°C (plate 1). The plants were watered every day, alternating with sterile nitrogen-free solution (Hoagland Solution).

Comment [Dr18]: Please correct the font style.

Uninoculated seeds were also included as check, maintained at a rate of 10% of the total pots. After 45 days of germination or at flowering, the root systems under individual dilution were examined and the presence or absence of nodules was recorded. Further the MPN of native rhizobia nodulating Vegetable pea in a individual soil sample was obtained with the aid MPN table employing the formula:

$$\text{MPN} = \frac{m \times d}{v \times g}$$

Where,

m= likely number at dilution 1 in the series used for the entry (correspond to the particular number of + tube)

d= dilution represented by tube 1

v=volume of aliquot

g= weight of sample

UNDER PEER REVIEW




Plate 1: (a& d) Set up for enumeration of native rhizobia in soils of N-W Himalayas of Uttarakhand nodulating French bean under controlled conditions, (b&c) Germinating seeds in growth chamber

2.3 Observation

In addition to nodulation the following growth parameters were also recorded for additional information to know whether any differences does occurs location wise in effectiveness of rhizobia or other soil microbes present in soil

- Dry shoot mass (g plant⁻¹)
- Dry root mass (g plant⁻¹)
- Total dry biomass (g plant⁻¹)
- Amount of N₂ fixed (Plant⁻¹)

Comment [Dr19]: Please correct it.

Comment [Dr20]: Re-phrase the sentence.

2.4 Soil analysis

A composite soil sample particularly from plot was collected from different locations at 0-15cm depth. The soil samples were collected from five random spots in each plot and mixed into one composite sample. For chemical analysis soil samples were processed by shade drying and passed through 2mm sieve. In current experiment soil Parameters-parameters such as pH, Electrical conductivity (EC), organic carbon (OC), available nitrogen (alkaline KMnO₄ method) was determined in year 2022. Soil pH and electrical conductivity (EC) was determined by (1:2.5 soil water suspension) using Beckman glass electrode pH meter and EC meter (Jackson, 1973). The air-dried soil samples were passed through 0.2mm sieve to analyze soil organic carbon (SOC). SOC was determined by modified Walkley and Black method (Jackson, 1973) using 1N K₂Cr₂O₇, conc. H₂SO₄, sodium fluoride, orthophosphoric acid and ferrous ammonium sulphate solution. Available (mineralizable) nitrogen (N) in soil was determined by using alkaline permagnate (KMnO₄-N) method (Subbiah and Asija, 1956).

2.5 Statistical analyses

A triplicate sample were exposed to assess the standard deviation among replications. Additionally, the correlations between native rhizobial population nodulating Vegetable pea and soil characteristics along with amount of biological nitrogen fixed was also determined using R software.

3. Results and discussion

The purpose of this experiment was to determine the optimal native rhizobial population required for efficient nodulation of *Pisum sativum*, leading to maximum dry matter production and nitrogen accumulation in legume crops. Most probable number (MPN) of vegetable pea rhizobia and BNF. By analysing the impact of soil suspension dilution (**Table 4 & Figure 2**) on vegetable pea plant growth and nodulation were observed the outcomes explained below:

The physicochemical properties of soils, including pH, electrical conductivity (EC), nitrogen (N) content, and organic carbon (OC) percentage, varied across the studied villages in the Kumaon region. The pH of soils ranged from 5.42 (Sama) to 7.77 (Timiladiggi), indicating slightly acidic to near-neutral conditions. The soil from different areas exhibited different pH, highest pH value (7.77 ± 0.047) reported at Timiladiggi and lowest at Sama, the acidic soil ($\text{pH } 5.42 \pm 0.056$) however soils from Sui, Leti, Baram, Khamaria, Chafi, Podhar, RaikotKunwar, Daranti were found to be slightly acidic in nature. Generally, neutral to slightly acidic soils are considered conducive to Rhizobium proliferation, as observed by **Vincent (1970)** and later studies by **Jaiswal et al. (2016)**, who suggested optimal nodulation and nitrogen fixation in slightly acidic soils. Electrical Conductivity (EC) The EC of soils ranged from 0.33 dS m^{-1} (Sui) to 0.87 dS m^{-1} (Leti). A higher EC generally indicates higher salt content, which can impact microbial activity. The soils from Sui exhibited the lowest EC ($0.33 \pm 0.017 \text{ dS m}^{-1}$), which might be beneficial for Rhizobium survival. Studies by **Somasegaran and Hoben (1994)** emphasized that Rhizobium thrives best in low-salinity environments. Saline- alkaline soil poses a significant challenge in agriculture by disrupting soil microbial community structure and impairing plant growth (**Zhang et al., 2024**). Conversely, the highest EC recorded in Leti ($0.87 \pm 0.005 \text{ dS m}^{-1}$) could inhibit bacterial colonization, as suggested by **Zahran (1999)**. However, the soil sample from Leti were taken from pea rhizosphere therefore the resident rhizobium population were reportedly high. The effect of EC on nodulation needs further investigation, as the correlation between high EC and reduced nodulation was not clearly evident in this study. Nitrogen (N) Content in soil, from Leti ($272.49 \pm 12.27 \text{ kg ha}^{-1}$) recorded the highest which falls under medium range, followed by Khamaria (230.24 ± 6.73), Baram (223.80 ± 9.94), Daranti (214.38 ± 13.07) all under low range of Nitrogen, Chafi with lowest nitrogen levels ($76.09 \pm 10.22 \text{ kg ha}^{-1}$) of all. The availability of nitrogen is crucial for plant growth and nodulation efficiency, as observed by **Peoples et al. (1995)**, who linked higher nitrogen content to increased symbiotic nitrogen fixation. Organic carbon (OC) content also varied, with Khamaria exhibiting the highest OC (230.24 ± 6.73) followed by

Dhari (0.95 ± 0.245), Daranti ($0.93 \pm 0.30\%$), Leti (0.923 ± 0.12) and Timiladiggi (0.917 ± 0.279). OC is a critical factor influencing soil microbial biomass and rhizobial populations. Higher OC content can enhance soil structure and nutrient availability, thus promoting microbial activity and pea nodulation. These results align with the findings of **Sharma et al. (2019)**, who reported increased nodule formation and nitrogen fixation in soils with high organic matter. Overall Comparison of Villages Based on the combined analysis of physicochemical parameters, Khamaria, Daranti, Baram, and Timiladiggi showed the most favorable conditions for rhizobial proliferation and pea nodulation. The high nitrogen and organic carbon content in these regions indicate enhanced microbial activity and better pea nodulation, correlating with findings from similar studies in leguminous crops (**Singh et al., 2021**). In contrast, villages like Chafi and Sui, with lower nitrogen content and organic carbon, demonstrated less favourable conditions for nodulation, suggesting that improvements in soil organic matter might boost rhizobial populations and nitrogen fixation.

The **Figure 2** suggests that the number of rhizobia in the soil vary across various locations. The crop grown, season *etc.* in each location may have influenced the rhizobia population. Other metrics, including OC % , nitrogen intake varied amongst the various locations. The range of most probable number (MPN) of native vegetable pea rhizobia in soil was 300 to 10000 g^{-1} (**Figure 2**) which was less than 0.01% percent of the culturable fraction of soil microbes. The correlation matrix and the correlation map reveals the relationship between the physicochemical and biological properties of the soils supporting vegetable pea nodulation in Kumaon region. Electrical conductivity (EC) shows a positive correlation with nitrogen content ($r= 0.618$) and organic carbon (OC) ($r= 0.353$), suggesting that higher EC levels are associated with increased nutrient availability. This aligns with the findings by **Singh et al. (2021)**, who highlighted the role of electrical conductivity in influencing nutrient solubility in soil of hilly region. pH shows a significant positive correlation with Biological Nitrogen Fixation (BNF) ($r= 0.534$), indicating that neutral to slightly alkaline soils favour nodulation and subsequent nitrogen fixation. The observation is supported by a study (**Sharma et al., 2019**) reported optimal pea nodulation at pH values between 6.5 and 7.5. Organic Carbon (OC) demonstrated positive correlation with both shoot dry weight (SDW) and root dry weight (RDW) ($r=0.35$), suggesting that increased organic matter in soil enhances plant biomass, which is consistent with previous research by **Verma et al. (2020)**, showing organic matter plays a vital role in soil fertility and plant growth. Most probable number (MPN), which reflects the rhizobial population, shows a positive correlation with SDW ($r=0.543$) and RDW ($r= 0.522$), indicating that higher rhizobial activity positively influences plant biomass production. This observation supports the notion that rhizobia contributes directly to plant growth by enhancing nutrient uptake efficiency (**Kumar et al., 2021**). Nitrogen (N) content correlates strongly with EC ($r= 0.618$), suggesting a link between nitrogen availability and soil conductivity. However, nitrogen content shows a weak correlation with Biological Nitrogen Fixation (BNF) ($r= -0.16$). Total Nitrogen (TN) exhibited a significant positive correlation with

Biological nitrogen fixation (BNF) ($r=0.907$), reinforcing the essential role of BNF in contributing to nitrogen content in soils where peas are cultivated.

Notably, Daranti and Khamaria stand out with elevated Rhizobia counts of 10,000 and 5800 respectively. On contrary, Champhi and Podharcha characterized by lower Rhizobia counts of 170 to 310, underlining the impact of Rhizobia abundance on plant biomass. Although the Rhizobia count of Champhi was least among all 12 sites, which is close to the threshold level (**Nazih and Weaver, 1994**). Sama, Daranti, Dhari, Sui, Liti, Timiladiggi and RaikotKunwar demonstrate varying patterns, emphasizing the complex relationship between Rhizobia populations and plant biomass accumulation. For example, regardless of Daranti's high Rhizobia count of 10,000, the BNF is reportedly low as compared to other locations this suggests that whilst the rhizobial count was higher in Daranti (Munsiari, Pithoragarh), actual nitrogen fixation potential was not as high compared to the Timiladiggi (Tarikhet, Almora) thus need the identification and inoculation of efficient rhizobia to reach up to the maximum potential of nitrogen fixation.

Among all locations, the sample of RaikotKunwar were collected from the rhizospheric soil of Vegetable pea. In RaikotKunwar, (Block Champawat, Lohaghat), the rhizobial count was around 3100 g^{-1} of soil, and it contributed to a reasonable amount of biological nitrogen fixation of $8.41 \text{ mg plant}^{-1}$.

In Timiladiggi (Tarikhet, Almora) the native population was 1699 g^{-1} of soil, with maximum $18.01 \text{ mg plant}^{-1}$ BNF among all the locations. This may be attributed to the presence of efficient rhizobium isolates in the soils of this region that can perform efficiently.

In Leti, (Kapkot block, Bageshwar), the average rhizobial count was 3100 g^{-1} , the biological nitrogen fixation was $8.53 \text{ mg plant}^{-1}$. Whereas, Sama of the same block have the native rhizobial population of 580 g^{-1} with nitrogen fixation value was $4.26 \text{ mg plant}^{-1}$ which was still much greater than Baram and Sui despite the low rhizobial count. This implies that the strain of rhizobia found in Leti was more efficient in fixing nitrogen than Baram and Sui but there is a possibility to increase the BNF through identification and inoculation of efficient rhizobia.

The native rhizobial population of Baram (Block Pithoragarh), NH 309 (Block Gadarpur) and Sui (Block Lohaghat) of Champawat district was 1000, 1700 and 1700, respectively displayed intermediate nitrogen fixation values of with 2.32, 3.75 and $3.15 \text{ mg plant}^{-1}$, respectively, thus require the inoculation of specific efficient rhizobia.

High native rhizobial count and BNF in Timiladiggi, Daranti, RaikotKunwar, and Khamaria emphasize a positive correlation between rhizobial numbers and efficacy of biological nitrogen fixation, highlight the potential of host legume *i.e.*, Vegetable pea or homologous legume

through the stimulatory effect resulting higher number of rhizobia and BNF in plant. (Janatiet *al.*, 2021; Dinnageet *al.*, 2019) Similarly, In the Bhopal region of Madhya Pradesh and Durg of Chhattisgarh, Raverkaret *al.* (2005) noticed a low soyabean native rhizobial population that remained below threshold (1000 g^{-1}) especially in the summer. These rhizobial populations rose in Bhopal, where soyabean was continually grown, by 10 to 25 folds during the monsoon season, but only by 3 to 8 folds in Durg, where heterologous crops were grown alternately. High rhizobial populations can contribute to more effective nitrogen fixation *i.e.* Daranti, RaikotKunwar, and Khamaria, since higher rhizobial counts typically correlate with better nitrogen fixation values (Dinnageet *al.*, 2019; Raverkar, 2017; Naziah and Weaver, 1994). Also, the soil sample are found to be low in available nitrogen content thus help to stimulate nitrogen fixation and Nodulation (Hellsten and Kerstin 2000).

It is also important to consider that various factors, such as environmental conditions, soil characteristics, and the presence of other microorganisms *i.e.*, PGPR, asymbiotic Nitrogen fixer *etc.*, can also influence nitrogen fixation rates in each location (Zheng *et al.*, 2019). The existence of asymbiotic nitrogen-fixing microorganisms in the soil solution utilized for inoculation might have altered the overall nitrogen fixation measurements obtained. This suggests that the total soil ecosystem, including the presence and interactions of various microbial populations, is essential for understanding the dynamics of nitrogen fixation and how it affects plant growth. Moreover, positive correlation between the total count of microorganisms in the soil biological nitrogen fixation (BNF) and plant nitrogen concentration suggests that the overall microbial community contributes to nitrogen-fixing processes, either through symbiotic or asymbiotic means. Furthermore, biological nitrogen fixation (BNF) exhibits a significant positive correlation with nitrogen uptake in roots indicate a direct relationship between nitrogen content in plants, dry matter accumulation, and higher biological nitrogen fixation. It implies that nitrogen-fixing processes actively contribute to nitrogen fixation and plant growth, which is essential for photosynthesis.

Village	pH	EC (dSm^{-1})	N (Kg ha^{-1})	OC %
Podhar	6.65±0.167	0.46±0.066	138.26±7.84	0.63±0.214
Timiladiggi	7.77±0.047	0.61±0.033	152.84±9.13	0.917±0.279

Chafi	6.55±0.136	0.35±0.021	76.09±10.22	0.863±0.245
Dhari	7.03±0.125	0.44±0.012	124.48±11.45	0.95±0.245
RaikotKunwar	5.81±0.365	0.40±0.005	203.08±7.59	0.717±0.182
Leti	6.09±0.082	0.87±0.005	272.49±12.27	0.923±0.12
Sama	5.42±0.022	0.72±0.016	187.05±9.42	0.77±0.222
Daranti	6.21±0.066	0.49±0.005	214.38±13.07	0.933±0.304
Baram	5.71±0.008	0.64±0.005	223.80±9.94	0.62±0.283
Sui	6.03±0.121	0.33±0.017	196.61±7.11	0.64±0.371
Khamaria	6.55±0.255	0.66±0.050	230.24±6.73	0.973±0.349
Nh 309	6.47±0.170	0.55±0.045	226.75±12.95	0.783±0.146

Table 2: Physiochemical and biological properties of growing areas in Kumaon region of Uttarakhand

Values are means of the replications. Value following ± represents standard deviation. Places written in bold font depict the one where sample drawn from vegetable pea rhizosphere itself.

	EC	pH	OC	N	MPN	SDW	RDW	BNF	TN
EC	1.000	-0.146	0.353	0.618	0.096	0.248	-0.09	-0.05	-0.21

pH	-0.146	1.000	0.408	-0.460	-0.061	0.317	0.275	0.534	0.545
OC	0.353	0.408	1.000	0.026	0.438	0.388	0.035	0.327	0.237
N	0.618	-0.460	0.026	1.000	0.469	0.117	0.088	-0.16	-0.28
MPN	0.096	-0.061	0.438	0.469	1.00	0.543	0.522	0.087	-0.14
SDW	0.248	-0.317	0.388	0.117	0.5435	1.000	0.566	0.501	0.141
RDW	-0.097	0.275	0.035	0.088	0.522	0.566	1.00	0.198	-0.04
BNF	-0.0502	0.534	0.327	-0.16	0.087	0.501	0.198	1.00	0.907
TN	-0.210	0.545	0.237	-0.28	-0.14	0.141	-0.04	0.907	1.00

**** Represent significance at 0.01% LOS and * Represent the significance at 5 % LOS**

Table 3: Correlations between various physicochemical and biological properties of vegetable pea growing soils in Kumaon region of Uttarakhand

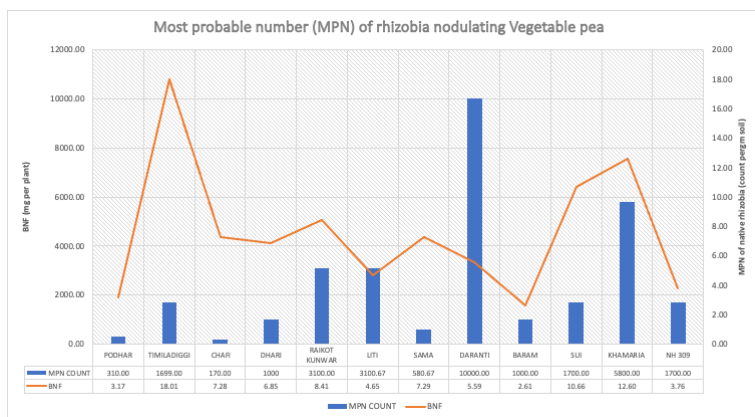


Figure3: Most probable number (MPN) of rhizobia nodulating Vegetable pea in soils of hilly region of Uttarakhand and Biological Nitrogen Fixation (BNF).

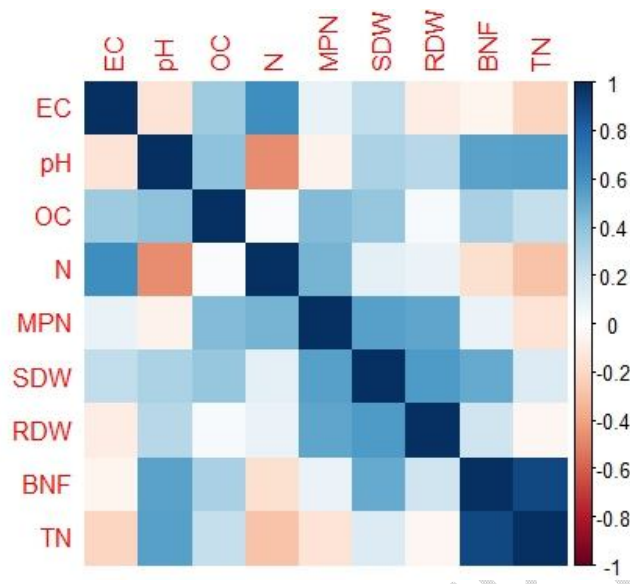


Figure 4: Correlation map showing correlations between various physicochemical and biological properties of vegetable pea growing soils in Kumaon region of Uttarakhand

4. Conclusion

|

This study emphasizes the interconnectedness of soil organic carbon, rhizobial populations, biological nitrogen fixation (BNF), and available nitrogen in pea-cultivated soils across the Kumaon region of Uttarakhand. The findings reveal that soils richer in organic carbon tend to harbor larger rhizobial populations, which subsequently enhance nitrogen fixation. A moderately positive correlation was identified between organic carbon and the most probable number (MPN) of rhizobia, along with a positive link between MPN and BNF, underscoring the significance of improving soil organic matter to promote nitrogen fixation in legumes like peas.

Interestingly, a weak negative correlation was observed between available nitrogen and BNF, highlighting the role of nitrogen feedback inhibition in soils with elevated nitrogen levels. This suggests that managing nitrogen inputs carefully is essential to prevent adverse effects on symbiotic nitrogen fixation. Considering the diverse climatic conditions across Kumaon, from the colder, high-altitude areas such as Bageshwar and Pithoragarh to the milder, low-altitude regions like Nainital and Almora, the results offer key insights. Cooler and wetter climates at higher elevations appear more conducive to organic carbon buildup, fostering favourable conditions for rhizobial activity and nitrogen fixation. On the other hand, warmer and drier areas face challenges such as reduced soil moisture and organic matter, which may limit rhizobial proliferation and nodulation.

In summary, the study highlights the need for region-specific soil management strategies, particularly those aimed at enhancing organic matter, to boost legume productivity and nitrogen fixation in Kumaon. Customized approaches, taking into account the region's climatic variability, could improve nitrogen fixation efficiency, reduce reliance on chemical fertilizers, and support sustainable agricultural practices.

Table 4: Effect of soil suspension on Vegetable pea growth under MPN setup

Location	Most Probable Number of Rhizobia	Biological nitrogen fixation (mg per plant)	Shoot dry weight (g per plant)	Root dry weight (g per plant)	Total dry weight (g per plant)	Shoot N (%)	Root N (%)
Podhar	310.00	3.17	0.590	0.505	1.095	1.404	1.317
Timiladiggi	1699.00	18.01	0.705	0.413	1.118	2.853	1.793
Chafi	170.00	7.28	0.543	0.300	0.843	2.380	1.280
Dhari	1000	6.85	0.476	0.336	0.812	2.464	1.370
RaikotKunwar	3100.00	8.41	0.597	0.461	1.058	2.214	1.429
Leti	3100.67	4.65	0.603	0.330	0.933	1.680	1.420
Sama	580.67	7.29	0.580	0.281	0.861	1.737	1.457
Daranti	10000.00	5.59	0.678	0.461	1.138	1.625	1.230
Baram	1000.00	2.61	0.477	0.331	0.808	1.568	1.485
Sui	1700.00	10.66	0.512	0.311	0.823	2.548	1.547
Khamaria	5800.00	12.60	0.607	0.506	1.113	2.269	1.653
Nh 309	1700.00	3.76	0.520	0.325	0.845	1.625	1.480

2.6 References

- Ansari, P. G., & Rao, D. L. N. (2014).** Soybean rhizobia in Indian soils: populations, host specificity and competitiveness. *Proceedings of the National Academy of Sciences, India Section B: Biological Sciences*, 84, 457-464.
- Argaw, A. (2013).** Evaluation of symbiotic effectiveness and size of resident *Rhizobium leguminosarum* var. viciaenodulating lentil (*Lens culinaris medic*) in some Ethiopian soils. *Archives of Agronomy and Soil Science*, 59(7), 929-945.
- Bais, H. P., Weir, T. L., Perry, L. G., Gilroy, S., & Vivanco, J. M. (2006).** The role of root exudates in rhizosphere interactions with plants and other organisms. *Annual review of plant biology*, 57(1), 233-266.
- Bakari, R., Mungai, N., Thuita, M., & Masso, C. (2020).** Impact of soil acidity and liming on soybean (*Glycine max*) nodulation and nitrogen fixation in Kenyan soils. *Acta Agriculturae Scandinavica, Section B—Soil & Plant Science*, 70(8), 667-678.
- Bourion, V., Laguerre, G., Depret, G., Voisin, A. S., Salon, C., & Duc, G. (2007).** Genetic variability in nodulation and root growth affects nitrogen fixation and accumulation in pea. *Annals of Botany*, 100(3), 589-598.
- Brijbhoshan, B., Singh, V. K., & Shalini, S. (2017).** Response of field pea (*Pisum sativum* L. var arvense) to various planting methods, irrigation schedule and weed management practices.
- Brockwell, J. (1963).** Accuracy of a plant-infection technique for counting populations of *Rhizobium trifolii*. *Applied microbiology*, 11(5), 377-383.
- Centre Of Science and Environment (CSE) Report , 2022.**
<https://www.cseindia.org/page/directors-cse.5/6/2023>
- Crowley, D. E., & Alvey, S. A. (2002).** Regulation of microbial processes by soil pH. In *Handbook of Plant Growth pH as the Master Variable* (pp. 343-370). CRC Press.
- Dhillon, L. K., Lindsay, D., Yang, T., Zakeri, H., Tar'an, B., Knight, J. D., & Warkentin, T. D. (2022).** Biological nitrogen fixation potential of pea lines derived from crosses with nodulation mutants. *Field Crops Research*, 289, 108-731.

- Dinnage, R., Simonsen, A. K., Barrett, L. G., Cardillo, M., Raisbeck □ Brown, N., Thrall, P. H., & Prober, S. M. (2019).** Larger plants promote a greater diversity of symbiotic nitrogen □ fixing soil bacteria associated with an Australian endemic legume. *Journal of Ecology*, 107(2), 977-991.
- European Commission, 2023.** https://agriculture.ec.europa.eu/sustainability/environmental-sustainability/low-input-farming/nutrients_en. *Sustainable use of nutrients*, 20/7/24.
- Ghazi, A. A., & Karnwal, A. (2017). Potential for biochar as an alternate carrier to peat moss for the preparation of Rhizobia bio inoculum. *Microbiology research journal international*. 18, 1-9.
- GOI Economic Survey, 2018-19** <https://www.indiabudget.gov.in/budget2019-20/economicsurvey/doc/Statistical-Appendix-in-English.pdf>
- GOI Ministry of Agriculture & Farmer Welfare, 2020-21** <https://desagri.gov.in/document-report-category/agriculture-statistics-at-a-glance/>
- Heiniger, R. W., McBride, R. G., & Clay, D. E. (2003).** Using soil electrical conductivity to improve nutrient management. *Agronomy Journal*, 95(3), 508-519.
- Hellsten, A., & Huss-Danell, K. (2000).** Interaction effects of nitrogen and phosphorus on nodulation in red clover (*Trifolium pratense* L.). *Acta Agriculturae Scandinavica, Section B-Plant Soil Science*, 50(3), 135-142.
- Herridge, D. F., Peoples, M. B., & Boddey, R. M. (2008).** Global inputs of biological nitrogen fixation in agricultural systems. *Plant and soil*, 311, 1-18.
- Hoque, T. S., Hasan, A. K., Hasan, M. A., Nahar, N., Dey, D. K., Mia, S., & Kader, M. A. (2022).** Nutrient release from vermicompost under anaerobic conditions in two contrasting soils of Bangladesh and its effect on wetland rice crop. *Agriculture*, 12(3), 376.
- Howieson, J. G., O'hara, G. W., & Carr, S. J. (2000).** Changing roles for legumes in Mediterranean agriculture: developments from an Australian perspective. *Field Crops Research*, 65(2-3), 107-122..
- Jackson, M. L. (1967).** Soil chemical analysis prentice hall of Indica, New Delhi.

Janati, W., Benmrid, B., Elhaisoufi, W., Zeroual, Y., Nasielski, J., & Bargaz, A. (2021). Will phosphate bio-solubilization stimulate biological nitrogen fixation in grain legumes. *Frontiers in Agronomy*, 3, 637-196.

Kasper, S., Christoffersen, B., Soti, P., & Racelis, A. (2019). Abiotic and biotic limitations to nodulation by leguminous cover crops in South Texas. *Agriculture*, 9(10), 209.

Kumar, P. S., Rangasamy, G., Gayathri, K. V., & Parthasarathy, V. (2023). Rhizobium mayense sp. Nov., an efficient plant growth-promoting nitrogen-fixing bacteria isolated from rhizosphere soil. *Environmental Research*, 220, 115-200.

Lowendorf, H. S., Baya, A. M., & Alexander, M. (1981). Survival of Rhizobium in acid soils. *Applied and environmental microbiology*, 42(6), 951-957.

Nath, D. J., Gogoi, D., Gayan, A., & Chelleng, A. (2015). Influence of chemical and biological properties of field grown pea and lentil rhizospheres on nodulation status and resident rhizobial population in acidic soils of Assam, India. *Legume Research-An International Journal*, 38(6), 844-850.

Nazih, N., & Weaver, R. W. (1994). Numbers of clover rhizobia needed for crown nodulation and early growth of clover in soil. *Biology and fertility of soils*, 17, 121-124.

Ntatsi, G., Karkanis, A., Yfantopoulos, D., Pappa, V., Konosonoka, I. H., Travlos, I., & Savvas, D. (2019). Evaluation of the field performance, nitrogen fixation efficiency and competitive ability of pea landraces grown under organic and conventional farming systems. *Archives of Agronomy and Soil Science*, 65(3), 294-307.

Okon, Y., Labandera-Gonzales, C., Lage, M., & Lage, P. (2015). Agronomic applications of Azospirillum and other PGPR. *Biological nitrogen fixation*, 925-936.

Onishchuk, O. P., Vorobyov, N. I., & Provorov, N. A. (2017). Nodulation competitiveness of nodule bacteria: genetic control and adaptive significance. *Applied biochemistry and microbiology*, 53, 131-139.

- Peoples, M. B., Unkovich, M. J., & Herridge, D. F. (2009).** Measuring symbiotic nitrogen fixation by legumes. *Nitrogen fixation in crop production*, 52, 125-170.
- Peoples, M. B., Brockwell, J., Herridge, D. F., Rochester, I. J., Alves, B. J. R., Urquiaga, S., & Jensen, E. S. (2009).** The contributions of nitrogen-fixing crop legumes to the productivity of agricultural systems. *Symbiosis*, 48, 1-17.
- Poole, P., Ramachandran, V., & Terpolilli, J. (2018).** Rhizobia: from saprophytes to endosymbionts. *Nature Reviews Microbiology*, 16(5), 291-303.
- Rathi, D., Verma, J. K., Chakraborty, S., & Chakraborty, N. (2022).** Suspension cell secretome of the grain legume *Lathyrussativus* (grasspea) reveals roles in plant development and defense responses. *Phytochemistry*, 202, 113296.
- Rathi, M., Manchanda, G., & Singh, R. P. (2021).** Role of Quorum Sensing in the Survival of Rhizospheric Microbes. *Microbes in Microbial Communities: Ecological and Applied Perspectives*, 239-251.
- Raverkar, K. P. 2017.** To exploit the microbial biodiversity in various agro-ecologies for biofertilizer application in diverse cropping systems. Progress Report. All India Network Project on Soil biodiversity: Biofertilizers.
- Raverkar, K. P., Gupta, S. B., & Rao, D. L. N. (2005).** Survival of soybean rhizobia in summer and proliferation during monsoon in vertisols of central India. *Journal of the Indian Society of Soil Science*, 53(4), 591-597.
- Safronova, V. I., Kuznetsova, I. G., Sazanova, A. L., Belimov, A. A., Andronov, E. E., Chirak, E. R., & Tikhonovich, I. A. (2017).** *Microvirgaossetica* sp. nov., a species of rhizobia isolated from root nodules of the legume species *Viciaalpestris* Steven. *International Journal of Systematic and Evolutionary Microbiology*, 67(1), 94-100.
- Saini, V. K., Bhandari, S. C., & Tarafdar, J. C. (2004).** Comparison of crop yield, soil microbial C, N and P, N-fixation, nodulation and mycorrhizal infection in inoculated and non-inoculated sorghum and chickpea crops. *Field Crops Research*, 89(1), 39-47.
- Senthilkumar, M., Amaresan, N., Sankaranarayanan, A., Senthilkumar, M., Amaresan, N., & Sankaranarayanan, A. (2021).** Enumeration of Rhizobia: Most-Probable-Number (MPN) Technique.

- Shankar, S., Haque, E., Ahmed, T., Kiran, G. S., Hassan, S., & Selvin, J. (2021).** Rhizobia-legume symbiosis during environmental stress. *Symbiotic Soil Microorganisms: Biology and Applications*, 201-220.
- Sharma, U. C., Datta, M., & Sharma, V. (2023).** Soil microbes and biofertilizers. In *Soils in the Hindu Kush Himalayas: Management for Agricultural Land Use* (pp. 117-144). Cham: Springer International Publishing.
- Shukla, A. K., Behera, S. K., Chaudhari, S. K., & Singh, G. (2022).** Fertilizer use in Indian agriculture and its impact on human health and environment. *Indian Journal of Fertilisers*, 18(3), 218-37.
- Slattery, J. F., Pearce, D. J., & Slattery, W. J. (2004).** Effects of resident rhizobial communities and soil type on the effective nodulation of pulse legumes. *Soil Biology and Biochemistry*, 36(8), 1339-1346.
- Somasegaran, P., Hoben, H. J., Somasegaran, P., & Hoben, H. J. (1994).** Identifying Rhizobia by the Indirect Enzyme-Linked Immunosorbent Assay. *Handbook for Rhizobia: Methods in Legume-Rhizobium Technology*, 131-139.
- Subbiah, B. V., & Asija, G. L. (1956).** A rapid procedure for the estimation of available nitrogen in soils.
- Sulieman, S. (2011).** Does GABA increase the efficiency of symbiotic N₂ fixation in legumes. *Plant signaling & behavior*, 6(1), 32-36.
- Vanlauwe, B., Hungria, M., Kanampiu, F., & Giller, K. E. (2019).** The role of legumes in the sustainable intensification of African smallholder agriculture: Lessons learnt and challenges for the future. *Agriculture, ecosystems & environment*, 284, 106-583.
- Vincent J. M. 1970.** A Manual for the Practical Study of the Root-Nodule Bacteria. IBP Hand Book '5, Blackwell Scientific Publishing Company, Oxford.
- Vincent, J. M., & Humphrey, B. (1970).** Taxonomically significant group antigens in Rhizobium. *Microbiology*, 63(3), 379-382.

Wysokinski, A., & Lozak, I. (2021). The dynamic of nitrogen uptake from different sources by pea (*Pisum sativum* L.). *Agriculture*, *11*(1), 81.

Yadav, S. K., & Raverkar, K. P. (2021). Characterization of Rhizobium and plant growth promoting rhizobacteria from French bean rhizosphere and their effect on French bean productivity. *Agricultural Development in Asia-Potential Use of Nano-Materials and Nano-Technology*.

Yates, R. J., Howieson, J. G., Reeve, W. G., & O'Hara, G. W. (2011). A re-appraisal of the biology and terminology describing rhizobial strain success in nodule occupancy of legumes in agriculture. *Plant and Soil*, *348*, 255-267.

Zahran, H. H. (1999). Rhizobium-legume symbiosis and nitrogen fixation under severe conditions and in an arid climate. *Microbiology and molecular biology reviews*, *63*(4), 968-989.

Zhang, Y., Miao, S., Song, Y., Wang, X., & Jin, F. (2024). Biochar application reduces saline-alkali stress by improving soil functions and regulating the diversity and abundance of soil bacterial community in highly saline-alkali paddy field. *Sustainability*, *16*(3), 1001.

Zheng, M., Zhou, Z., Luo, Y., Zhao, P., & Mo, J. (2019). Global pattern and controls of biological nitrogen fixation under nutrient enrichment: A meta-analysis. *Global Change Biology*, *25*(9), 3018-3030.