

Efficacy of newly nematicide on root-knot nematode, *Meloidogyne javanica* and establishment of recommended dose in mung bean (*Vigna radiata* L.)

ABSTRACT

The study was carried out to efficacy of newer nematicide (fluensulfone 2% GR) at different doses under field conditions in mung bean. Total seven treatments were used with different doses of fluensulfone 2% GR i.e., T1- 10 kg /ha, T2- 12 kg /ha, T3- 14 kg /ha, T4- 16 kg /ha, T5- 18 kg /ha, T6- 20 kg /ha and T7- Chemical check (carbofuran 3G @ 50 kg/ha) and T8-untreated check was also maintained for comparison. The observations were recorded on plant growth characters (shoot length (cm), shoot weight (gm), root length (cm), and root weight (gm)) and nematode reproduction (number of galls per plant, number of egg mass per plant, number of eggs per egg mass, nematode juveniles per 200 cc soil and final nematode population). An experiment was conducted for tested of newer nematicide, fluensulfone 2% GR at different doses under field conditions against root-knot nematode, *Meloidogyne javanica* on mung bean. Treated plant with fluensulfone 2% GR with the dose of 20kg/ha found to be the best to given the maximum plant growth characters and minimized nematode reproduction.

Keywords: Mung bean, Root-knot nematode (*Meloidogyne javanica*), Nematicide, Fluensulfone and Management

1. INTRODUCTION

Mung bean (*Vigna radiata* L. Wilczek), commonly known as Mung bean or Moong, belonging to the family Leguminosae and subfamily Papilionaceae, is an herbaceous, annual crop, mostly grown under semi-arid and subtropical climate [1]. Mung bean is widely used as human food, green manure, forage for livestock and for medicinal purposes [2,3]. As human food, it is consumed generally as boiled, or cooked with vegetables or meat, as well as a dessert or incorporated in bread or cake [4]. The root-knot nematodes (*Meloidogyne* spp.) are considered as one of the most destructive pests of mung bean limiting its production [5]. Extent of damage caused by root-knot nematode invasion varies with the initial nematode density present in the soil, host, cultural conditions and weather parameters like temperature, moisture etc. *Meloidogyne javanica* may complete its biological cycle in about 30-34 days when soil temperatures range from 25–30°C [6]. Root-knot nematodes (*Meloidogyne* spp.) are believed to be damaging approximately 50% of the global food grain production and thus, have been regarded as one of the most destructive plant pathogens [7]. These soil pathogens cause typical root galls that interfere with nutrients and water absorption resulting in nutritional deficiencies reflected in leaf yellowing and stunted growth which affect the yield of crops both qualitatively and quantitatively [8]. Severe economic losses up to 14 to 29% in mung bean has been reported [9,10]. Management of nematode is much difficult as compare to other pathogen because nematodes

Comment [M1]: For controlling root-knot nematode, *Meloidogyne javanica* on

Comment [M2]: T₁ and so on.....

Comment [M3]: All you use is chemical!!!!!!

Comment [M4]: Delete

Comment [M5]: Root-knot nematode, *Meloidogyne javanica*, Nematicide,

mainly attack underground parts of plants [11]. Fluensulfone is a new nematicide of the fluoroalkenyl group that has significantly reduced environmental impact with low toxicity to non-target insects and mammals. New non-fumigant nematicides (fluensulfone) were tested in sick field mung bean trials aiming to evaluate its efficacy on the control of *Meloidogyne javanica* soil and root populations and plant productivity. Fluensulfone is a new nematicide of the fluoroalkenyl chemical class that was registered in the USA in 2014, capable of affecting the nematodes mobility, with an irreversible nematicidal activity, which differs from the nematostatic organophosphates and carbamates [12]. Studies on the appropriate methods of application and efficacy of fluensulfone are still limited, as their mode of action remains unknown, however, some studies have shown the effectiveness of this nematicide in the control of *Meloidogyne* [13,14,12]. Present study the effect of various doses of fluensulfone and chemical check carbofuran 3G were investigated for the management of root knot nematode, *Meloidogyne javanica* affecting the mung bean (*Vigna radiata*).

2. MATERIALS AND METHODS

[The efficacy of chemical tested against root-knot nematode, *Meloidogyne javanica* in field condition.]

Comment [M6]: delete

The experiments on nematode management were conducted in root-knot nematode infected sick field, Division of Nematology at the Rajasthan Agricultural Research Institute (RARI), Durgapura, Jaipur (Rajasthan). An experiment was carried out to test the efficacy of various dose of newer nematicide (fluensulfone 2% GR). The required quantity of newer nematicide was measured separately for each replication with the doses of i.e., T1- fluensulfone 2% GR 10 kg/ha., T2- fluensulfone 2% GR 12 kg/ha., T3- fluensulfone 2% GR 14 kg/ha., T4- fluensulfone 2% GR 16 kg/ha., T5- fluensulfone 2% GR 18 kg/ha., T6- fluensulfone 2% GR 20 kg/ha. And T7- carbofuran 3G 50 kg/ha as a chemical check, T8- untreated check (control). The experiment was laid out in randomized block design (RBD) with 3 replications. Observations were recorded on plant growth parameters {shoot length (cm), root length (cm), shoot weight (gm), root weight (gm), yield (q/ha.)} and nematode reproduction (number of galls per plant, number of egg masses per plant, number of eggs per egg mass, nematode juveniles per 200 cc soil and final nematode population).

Comment [M7]: T1

Comment [M8]: What is the area of single replicate?

2.1 Statistical Analysis

After completion of experiment, data were statically analyzed for interpretation of research findings. The critical deference was calculated for comparison of treatment for significant at 5% level of significance. Summary table along with SEm_{\pm} , CD and CV were worked out.

Comment [M9]: Where is the initial population?
Any field experience that must contain the initial population then after the end we compare it with the final population .
How do you know the reduction in final population is due to the nematicide not due to the decrease of population density before treatments?

3. RESULTS

To test the efficacy of newer nematicide (Fluensulfone 2% GR) at different doses under field conditions in mung bean. Total seven treatments were used with different doses of fluensulfone 2% GR i.e., T1- 10 kg /ha, T2- 12 kg /ha, T3- 14 kg /ha, T4- 16 kg /ha, T5- 18 kg /ha, T6- 20 kg /ha and T7- Chemical check (carbofuran 3G @ 50 kg/ha) and T8-untreated check was also maintained for comparison. The observations on plant growth characters (shoot length (cm), shoot weight (gm), root length (cm), and root weight (gm)) and nematode reproduction (number of

Comment [M10]: How you used the nematicide? Spraying or with irrigation water or prose on the soil?

Comment [M11]: The same

galls per plant, number of egg mass per plant, number of eggs per egg mass, nematode juveniles per 200 cc soil and final nematode population) were recorded.

3.1 Plant Growth Parameters:

Result showed that application of nematicidefluensulfone 2% GR 20 kg/ha was recorded as the most effective treatment with maximum plant growth characters {shoot length (57.33 cm), shoot weight (20.58 gm), root length (23.33 cm), root weight (13.50 gm) and Yield (q/ha) (6.72)} followed by fluensulfone 2% GR 18 kg/Ha, carbofuran 3G @ 50 kg/ha. While, minimum plant growth characters and maximum nematode reproduction was observed with untreated check.

3.2 Nematode Reproduction Parameters:

Result showed that significantly decreased number of galls per plant as compared to untreated check. Among application of nematicidefluensulfone 2% GR 20 kg/ha was recorded as the most effective treatment with minimum nematode reproduction parameter {number of galls per plant (10.67), number of egg mass per plant (7.67), number of eggs per egg mass (146.67), nematode juveniles per 200cc soil (165.67) and final nematode population (1332.33)} followed by fluensulfone 2% GR 18 kg/Ha, carbofuran 3G @ 50 kg/ha. While, minimum plant growth characters and maximum nematode reproduction was observed with untreated check.

4. DISCUSSION

The findings of present investigation were similar with findings of studies have shown that fluensulfone has a broad range of effects that impact on nematode reproduction, development, feeding and motility and ultimately has nematicidal action. Whilst *C. elegans* is less susceptible to fluensulfone than *M. javanica* [12]. Proved fluensulfone to be very effective in controlling root-knot nematodes, *Meloidogyne* spp. by soil application. whereas, fluensulfone can effectively control *Xiphinema* and *Longidorus* in fig plant especially by pre-planting treatment [14]. Observed low rates of gall in lima bean when submitted to treatment with fluensulfone, this treatment also increased the productivity [15]. Tested new non-fumigant nematicides (fluensulfone, fluopyram and fluazaindoline) in greenhouse tomato to evaluate their efficacy on the control of *Meloidogyne incognita* in soil and root populations along with plant productivity [16]. Recorded metham sodium @ 45 ml/m² as the most effective fumigant followed by metham sodium @ 35 ml/m² and STTC @ 45 ml/m² over control to reduce nematode reproduction and enhance plant growth characters [17]. Studied the management of complex diseases caused by *Meloidogyne incognita* and *Fusarium* fungus and found the significant reduction in nematode population and maximum improvement in plant growth parameter with carbofuran treated plot [18]. The observations of our study and other researchers show that use of chemical nematicide will reduce the nematode infestation in different crops and also increase the plant growth characters.

Table 1: Efficacy of newly nematocide on plant growth characters and nematode reproduction in sick field

Treatment	Plant Growth Characters				Yield q/ha	Nematode Reproduction				
	Shoot length (cm)	Shoot weight (gm)	Root length (cm)	Root weight (gm)		No. of galls/ Plant	No. of egg masses/ Plant	Number of eggs/egg mass	Nematode juvenile/ 200cc soil	Final nematode population
T1	36.00	10.35	12.67	3.47	2.37	55.33	54.33	207.00	582.00	11,757.67
T2	41.00	11.17	14.33	5.05	3.68	46.67	44.67	194.00	541.67	9,114.00
T3	43.67	12.56	16.00	6.55	4.54	39.00	37.00	184.67	506.67	7,222.66
T4	46.00	14.18	17.67	8.23	5.28	29.00	27.00	173.00	426.67	5,038.33
T5	51.33	17.02	20.00	11.76	6.15	15.33	13.67	155.33	228.33	2,417.66
T6	57.33	20.58	23.33	13.50	6.72	10.67	7.67	146.67	165.67	1,332.33
T7	48.00	15.45	18.33	10.04	5.58	21.00	19.00	165.33	247.67	3,440.33
T8	23.67	9.24	10.00	1.64	1.11	87.33	90.00	261.67	659.33	24,105.33
SEm±	1.94	0.53	0.64	0.18	0.18	2.77	3.08	4.80	22.32	564.85
CD 5%	5.67	1.55	1.87	0.52	0.54	8.10	9.02	14.05	65.30	1,729.90
CV	7.74	6.66	6.71	4.11	7.18	12.61	14.56	4.47	9.21	12.14

1. Initial Nematode Population – 441J2/ 200cc Soil 2. Average value of three replication

T1- Fluensulfone 2% GR @ 10kg/ha

T2- Fluensulfone 2% GR @ 12kg/ha

T3- Fluensulfone 2% GR @ 14kg/ha

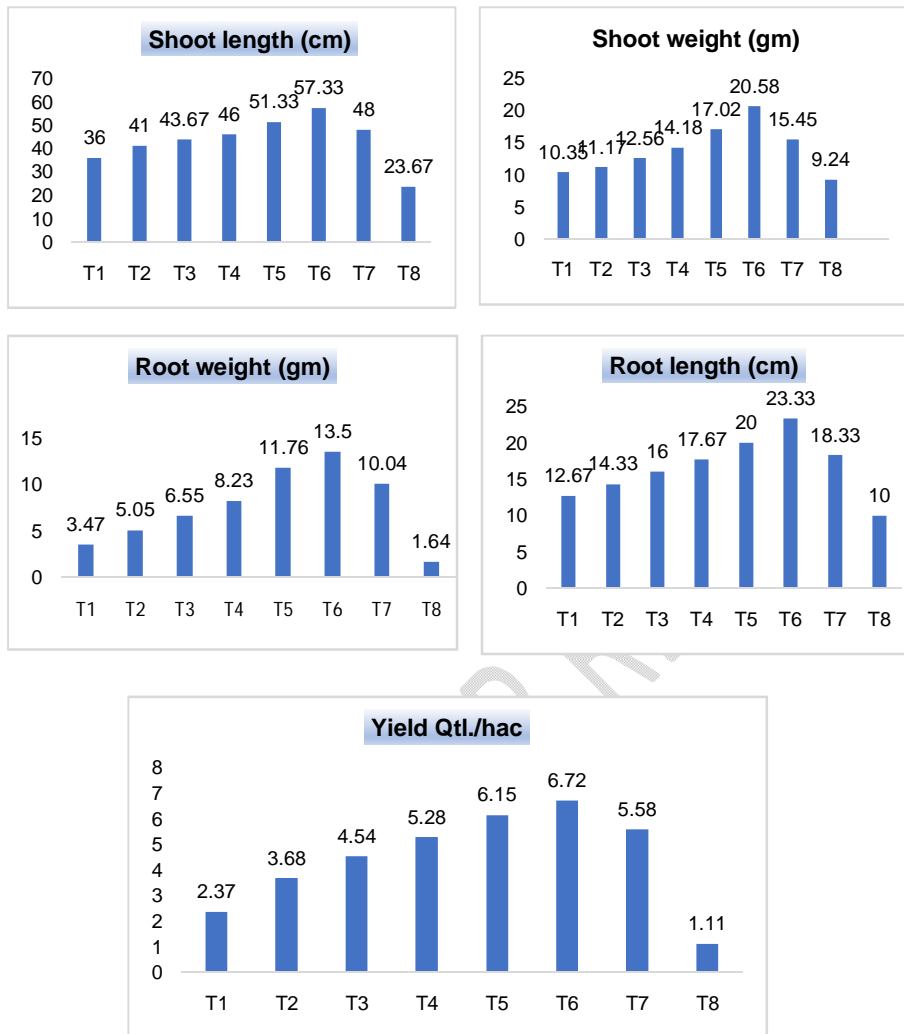
T4- Fluensulfone 2% GR @ 16kg/ha

T5- Fluensulfone 2% GR @ 18kg/ha

T6- Fluensulfone 2% GR @ 20kg/ha

T7- Chemical check (carbofuran 3G @ 50 kg/Ha)

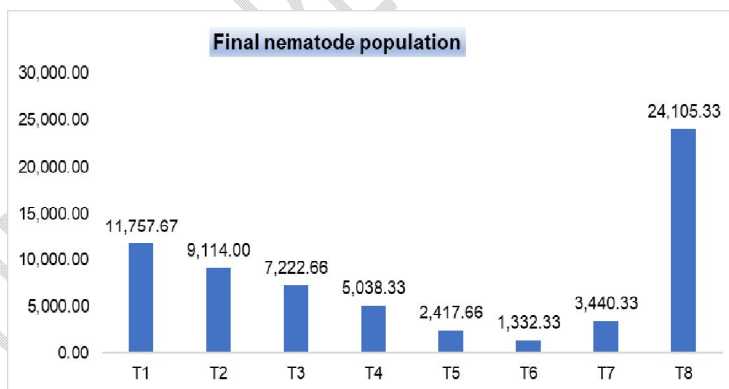
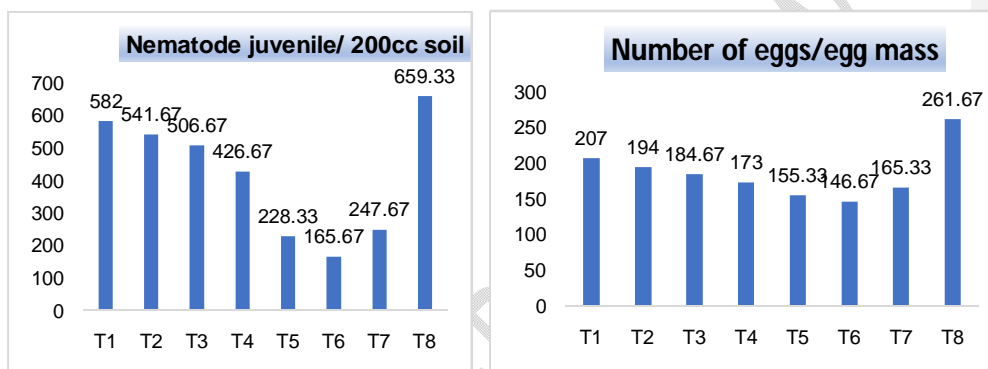
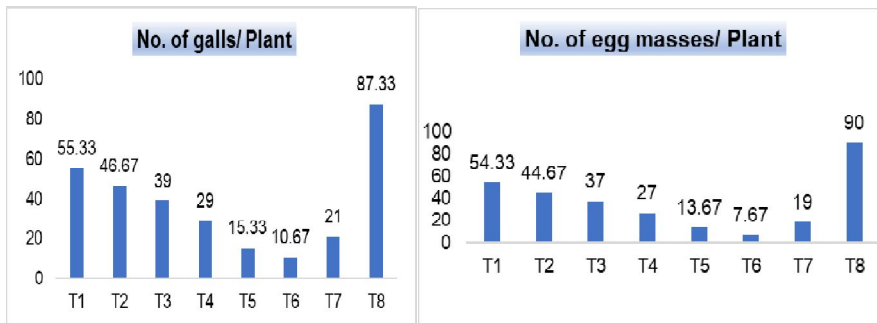
T8- control



T1- Fluensulfone 2% GR @ 10kg/ha
 T3- Fluensulfone 2% GR @ 14kg/ha
 T5- Fluensulfone 2% GR @ 18kg/ha
 T7- Chemical check (carbofuran 3G @ 50 kg/Ha)

T2- Fluensulfone 2% GR @ 12kg/ha
 T4- Fluensulfone 2% GR @ 16kg/ha
 T6- Fluensulfone 2% GR @ 20kg/ha
 T8- control

Fig.-1. Efficacy of newer nematicide on plant growth characters in mung bean infected with root-knot nematode, *M. Javanica*



- | | |
|---|----------------------------------|
| T1- Fluensulfone 2% GR @ 10kg/ha | T2- Fluensulfone 2% GR @ 12kg/ha |
| T3- Fluensulfone 2% GR @ 14kg/ha | T4- Fluensulfone 2% GR @ 16kg/ha |
| T5- Fluensulfone 2% GR @ 18kg/ha | T6- Fluensulfone 2% GR @ 20kg/ha |
| T7- Chemical check (carbofuran 3G @ 50 kg/Ha) | T8- control |

Fig.-2. Efficacy of newer nematicide on nematode reproduction in mung bean infected with root-knot nematode, *M. Javanica*

5. CONCLUSION

Root-knot nematode is considered one of the serious pests that cause huge economical loss to different agricultural plants and reduce the production. Our study demonstrated that fluensulfone is an effective tool for managing *Meloidogyne javanica* in mung bean. In addition, the low worker safety concerns, easy of application. The newer nematicidefluensulfone 2% GR with the dose of 20 kg/ha was found the best in giving maximum plant growth parameters of mung bean and minimum population of *Meloidogyne javanica*.

UNDER PEER REVIEW

REFERENCES

1. Sumita K, Das D, Sinha AK. Management of root-knot nematode, *Meloidogyne incognita* on green gram through bioagents. Indian Journal of Nematology. 2014; 44(2): 247-249.

2. HuijieZ, Ninghui L, Xuzhen C, Weinberger K. The Impact of Mungbean Research in China. Shanhu AVDRC Publication. 2003;26(14):03-350
3. Ugeze FD, AvavT. Response of mungbean (*Vignaradiata*) to phosphorus application in a southern guinea savanna location of Nigeria. Journal of Sustainable Tropical Agricultural Research. 2005;13: 77-80.
4. Mendoza EMT, AdachiM, Bernardo AEN, Utsumi S. Mungbean [*Vigna radiata* (L.) Wilczek] globulins: purification and characterization. Journal of Agricultural and Food Chemistry. 2001;49(3): 1552-1558.
5. Sikora RA, GrecoN. Nematode parasites of Food Legumes. In Luc M, sikora RA, Bridge, J. editors. Plant parasitic nematodes in subtropical and tropical agriculture. Wallingford, UK: CAB International, Institute of Parasitology. 1993;629.
6. Joshi V, Kumar S, RawatS. Study on infection and development of root-Knot nematode, *Meloidogyne javanica* on mungbean. Journal of Entomology and Zoology Studies. 2020;8(1):1621-1626.
7. SasserJN, Freckman DW, Veech JA, DicksonDW. Vistas on nematology. Society of Nematologist. 1987;7-14.
8. Bernard GC, EgninM, Bonsi C. The impact of plant-parasitic nematodes on agriculture and methods of control. Nematology-concepts, diagnosis and control. 2017;1:121-151.
9. Anonymous. Root knot nematodes in India- A Comprehensive Monograph. AICRP on Plant Parasitic Nematodes with Integrated Approach for their Control, IARI, New Delhi, India. 2014;3.
10. Kumar Vinod, Khan MR, Walia RK. Crop loss estimations due to plant-parasitic nematodes in major crops in India. The National Academy of Sciences, India; 2020.
11. Sikora RA, Fernandez E. Nematode's parasites of vegetables. In: Liuc M, Sikora RA, Bridge J (Eds.), Plant Parasitic Nematodes in Subtropical and Tropical Agriculture. CAB International, Wallingford (GBR). 2005:319–392.
12. OkaY, Shuker S, Tkachi N. Nematicidal efficacy of MCW-2, a new nematicide of the fluoroalkenyl group, against the root-knot nematode *Meloidogyne javanica*. Pest Management Science: formerly Pesticide Science. 2009;65(10): 1082-1089.
13. Morris KA, LangstonDB, Davis RF, Noe JP, Dickson DW, Timper P. Efficacy of various application methods of fluensulfone for managing root-knot nematodes in vegetables. Journal of Nematology. 2016;48(2):65-71.
14. Oka Y, Shuker S, Tkachi, N. Systemic nematicidal activity of fluensulfone against the root-knot nematode *Meloidogyne incognita* on pepper. Pest Management Science. 2012;68(2):268-275.
15. JonesJG, KleczewskiNM, Desaeger J, MeyerSL, Johnson GC. Evaluation of nematicides for southern root-knot nematode management in lima bean. Crop protection. 2017;96:151-157.
16. SilvaJDO, Loffredo A, Rocha MR, BeckerJO. Efficacy of new nematicides for managing *Meloidogyne incognita* in tomato crop. Journal of Phytopathology. 2019;167(5):295-298.
17. Gurjar OP, Sharma MK, Gurjar HR, Gocher D. Management of root-knot nematode (*Meloidogyne incognita*) in poly house on tomato (*Solanum esculentum*) as soil fumigation

through chemicals. Bulletin of Environment, Pharmacology and Life Sciences. 2020;9(11): 10-14.

18. PatilJA, YadavS, Kumar A. Management of root-knot nematode, *Meloidogyne incognita* and soil borne fungus, *Fusariumoxysporum* in cucumber using three bioagents under polyhouse conditions. Saudi Journal of Biological Sciences. 2021;28(12):7006–7011.

UNDER PEER REVIEW