

## Analysing Fall Armyworm Dynamics in Chhattisgarh Maize Agroecology: Seasonal Pattern and Abiotic Influences

### ABSTRACT

The fall armyworm *Spodoptera frugiperda* (J. E. Smith), an invasive pest in India, exhibits variations in population dynamics and incidence levels compared to its native regions. Understanding these variations is crucial for developing effective management strategies. Given India's diverse agroecosystems and climatic conditions, continuous watch on pest dynamics is essential. In this context a fixed plot experiment for comprehensive analysis of fall armyworm population dynamics, incidence patterns across seasons, and damage potentials in the maize crop ecosystem of the Chhattisgarh plains, India was conducted across three seasons of the year 2022-23. The year-round activity of the pest and its potential to cause huge losses in the early stages of maize was reported. Specifically, the study provided insights into the comparative incidence of fall armyworm in the different maize growing seasons of the area with a maximum incidence in the rainy season (0.58 larvae/plant) followed by winter (0.56 larvae/plant) and summer (0.53 larvae/plant) seasons. Moreover, the incidence trends of fall armyworm in different growing stages of maize were analysed by considering egg laying pattern, leaf damage, larval incidence and plant damage parameters, which highlighted the plant age-dependent response of fall armyworm. The impact of various weather parameters in shaping the damage and population fluctuations was analysed, where the influence of temperature was significant. Results obtained in this study are crucial in devising ETL levels and developing [integrated](#) pest management strategies against fall armyworm.

**Keywords** – *Spodoptera frugiperda*, seasonal incidence, population dynamics, weather parameters, integrated pest management.

Formatted: English (United States)

## INTRODUCTION

The invasive insect pest Fall armyworm (FAW), *Spodoptera frugiperda* (J. E. Smith), is native to the America and is known as the most economically damaging pest of maize in both native and invading countries [19]. Outside of its native range, it was reported for the first time in Western Africa in 2016, causing huge economic losses to the maize farming community [15]. In India, an official report of the pest was obtained in May 2018 from the south Indian state of Karnataka [34, 35]. The subsequent spread of the pest continued to major maize-growing tracks of the country and transboundary countries, shedding a blanket loss of maize yields [13]. The yield losses across the various countries of Africa were estimated between 2.5 to 6.3 billion US dollars [11] and in the event of an outbreak, it has the potential to cause maize losses of 4.1 to 17.7 million tons valued at 1.1 to 4.7 billion US dollars [10]. However, there are no concrete studies on maize yield loss due to FAW in India. Based on preliminary studies, it is attributed to range between 33-36 % [2, 18].

Fall armyworm infestation on maize ranges from 15 % to 100 % [23] in most South Indian states, and in central Indian states such as Chhattisgarh, it is reported to be 35%–70% [29]. The fall armyworm is a known threat to maize crops in warm and humid conditions [8, 22], causing significant damage. In tropical countries, population incidence tends to vary according to the season, with the highest population buildup occurring during rainy seasons and the lowest during dry seasons [25]. Population fluctuations and the effect of abiotic factors on incidence are crucial in the development of management strategies. The population dynamics and incidence patterns of FAW have been extensively studied in the United States and African countries. In Indian conditions, studies conducted on the influence of weather parameters on FAW population establishment are meagre establishing a positive impact of warm humid conditions favourability for the pest establishment [1, 9, 20]. After a thorough look into the studies conducted it is known that, in India, most studies are concentrated in the southern part of the country and many concentrated studies are inevitable. Given the above, we undertook the study to investigate the population dynamics, incidence pattern, and damage of fall armyworm in the Central-East Indian state of Chhattisgarh during three seasons of the year 2022-23.

## MATERIALS AND METHODS

### Experiment site

The investigation was carried out in a completely randomised block design in an area of 500 m<sup>2</sup> in the rainy season 2022 (27 to 43 SMW), winter season 2022–23 (44 to 9 SMW), and summer season 2023 (9 to 22 SMW) at the Research farm, ICAR- National Institute of Biotic Stress Management (NIBSM), Raipur, Chhattisgarh, India, geologically positioned at a height of 295.5 meters from the mean sea level with precise coordinates of 21° 14' 55.8312" N latitude and 81° 38' 24.324" E longitude. The maize hybrid JKMH- 4222 was cultivated with a spacing of 60 x 20 cm, and all agronomic practices were followed as recommended, except for pest control measures.

### Design of the experiment

The total area of 500 m<sup>2</sup> was divided into 5 equal blocks of 100 m<sup>2</sup>. The maize developmental stages as given by Prasanna *et al.*, [31] were considered for

recording the data. (Table No. 1). A randomized block design model was used by considering 4 maize growth stages as different treatments, and each 100 m<sup>2</sup> block serving as a replication.

Table 1. Treatment details of three seasons of the year 2022-23.

Treatment	Crop stage	Rainy season (27 - 43 SMW)	Winter season (44 – 9 SMW)	Summer season (9 – 22 SMW)
T <sub>1</sub>	Early whorl stage (VE-V6)	July	November	February
T <sub>2</sub>	Late whorl stage (V7- VT)	August	December	March
T <sub>3</sub>	Tasselling to Milking stage (R1-R3)	September	January	April
T <sub>4</sub>	Maturity stage (R4-R5)	October	February	May

SMW – Standard Meteorological Week

#### Observations recorded

Number of larvae per plant, egg mass per plant, and plant damage percentage were collected from each treatment at weekly intervals from 10 randomly selected plants of each replication by scouting in a 'W' pattern in the field. Leaf damage was recorded using a visual rating scale score of 1 to 9 by [32] Davis and Williams (modified by CIMMYT, Mexico). Percentage plant damage was assessed by considering the fresh damage of FAW observed on whorl leaves in the maize vegetative stage and silk/cob damage in the maturity stage as number of damaged leaves to total number of leaves in plant. The pooled weekly mean data of the observations from 50 plants (5 – replications) were taken to correlate with abiotic factors such as temperature, rainfall, and relative humidity collected from the Agrometeorological Unit, ICAR-NIBSM, Raipur, India.

#### Statistical analysis

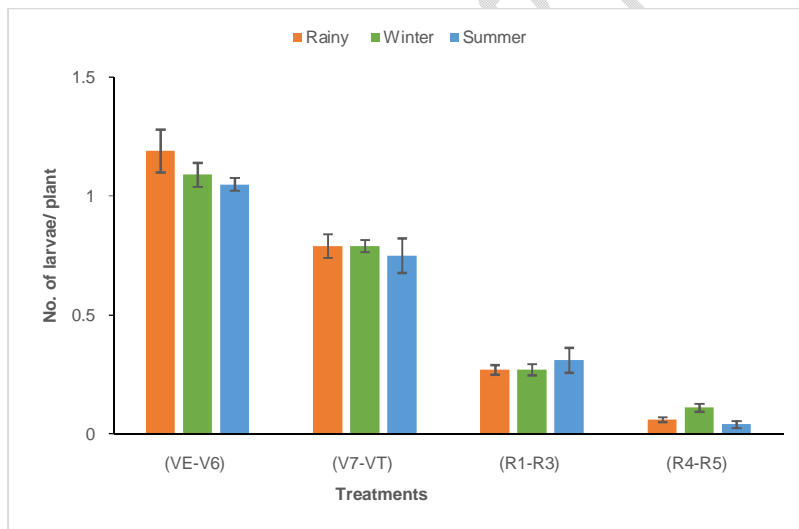
The collected data were subjected to one-way ANOVA using IBM SPSS 2.0 software after appropriate transformations, and the means were separated using Tukey's HSD. Correlation analysis was performed in R - program (4.3.2) Software for all the parameters recorded with temperature, rainfall, and relative humidity.

## RESULTS AND DISCUSSION

### Fall armyworm larval population

The larval incidence in the Rainy season ranged from 0.1 to 1.72 larvae/plant. Among the different stages (treatments), the early whorl stage recorded a maximum larval population of  $1.19 \pm 0.09$  (one-way ANOVA,  $F = 116.91$ ,  $df = 3,193.19$ ,  $P < .001$ , Tukey's HSD), after which the larval load gradually decreased in consecutive stages where the crop reached maturity. A slight increase in larval population was observed in the silking stage of the crop. Infestation in the maturity stage of the crop in October was almost negligible. In the case of the Winter season, larval infestation started 10 days after crop emergence. The population of FAW ranged from 0.08 to 1.32 larvae/plant in the Winter season, with maximum incidence in the early whorl stage of the crop ( $1.09 \pm 0.05$ ) (one-way ANOVA,  $F = 177.59$ ,  $df = 3,193.19$ ,  $P < .001$ , Tukey's HSD) in November, similar to the Rainy season. Similar trends were noticed in the summer crop where the larval population ranged from 0.02 to 1.18 larvae/plant with maximum incidence during the early whorl stage ( $1.05 \pm 0.03$ ) (one-way ANOVA,  $F = 150.27$ ,  $df = 3,193.19$ ,  $P < .001$ , Tukey's HSD) of the crop in 2 FN from February to March. The larval population was gradually reduced to crop maturity, with no infestation in the late maturity stage of the crop (Fig -1; Table No - 2).

Fig – 1. FAW larval incidence in different seasons of 2022-23



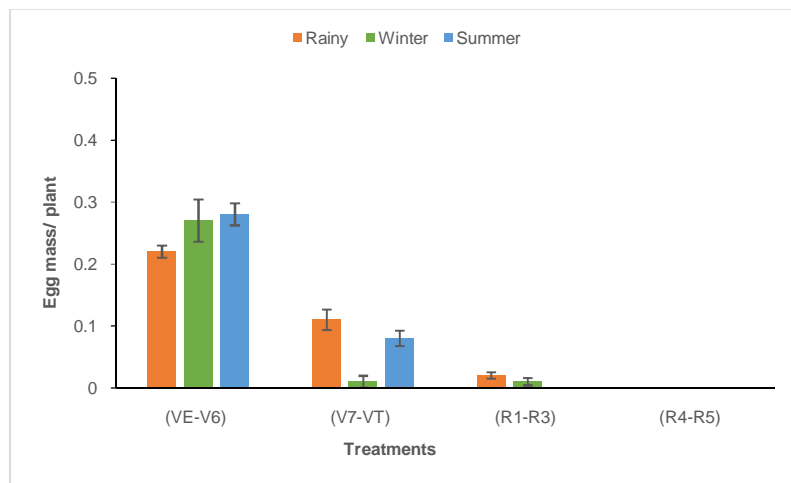
VE-V6 – Early whorl stage; V7- VT – Late whorl stage; R1-R3 – Tasselling to Milking stage; R4-R5 – Maturity stage.

### Egg-laying pattern of FAW

The egg mass/plant in the Rainy season was maximum in July ( $0.22 \pm 0.01$ ) followed by August ( $0.11 \pm 0.02$ ) (one-way ANOVA,  $F = 72.85$ ,  $df = 3,193.19$ ,  $P < .001$ , Tukey's HSD). Similarly, the difference in egg mass/plant in the Winter season was maximum in November ( $0.27 \pm 0.03$ ) followed by December ( $0.10 \pm 0.01$ ) months, which are the early and late whorl stages, respectively (one-way ANOVA,  $F = 42.62$ ,

$df = 3,193.19$ ,  $P < .001$ , Tukey's HSD). The egg pattern was similar to the previous two seasons continued in the summer season (early whorl  $0.28 \pm 0.02$ ; late whorl stage  $0.08 \pm 0.01$ ) (one-way ANOVA,  $F = 152.42$ ,  $df = 3,193.19$ ,  $P < .001$ , Tukey's HSD) (Fig -2; Table No - 2).

**Fig -2. FAW Egg laying pattern in different seasons of 2022-23**

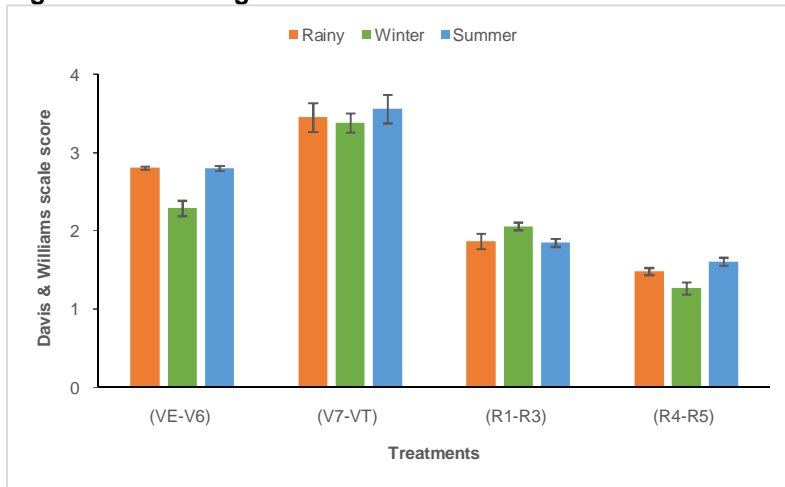


VE-V6 – Early whorl stage; V7- VT – Late whorl stage; R1-R3 – Tasselling to Milking stage; R4-R5 – Maturity stage

### Leaf damage score

The leaf damage scores were maximum in the late whorl stage (V7-VT) of the crop in all three seasons investigated and were statistically different from the remaining months and stages of the crop. The maximum leaf damage in the Rainy season occurred in August ( $3.45 \pm 0.18$ ) (one-way ANOVA,  $F = 81.42$ ,  $df = 3,193.19$ ,  $P < .001$ , Tukey's HSD) followed by July ( $2.80 \pm 0.02$ ). In Winter season (one-way ANOVA,  $F = 80.57$ ,  $df = 3,193.19$ ,  $P < .001$ , Tukey's HSD) and Summer (one-way ANOVA,  $F = 85.72$ ,  $df = 3,193.19$ ,  $P < .001$ , Tukey's HSD), the maximum damage was recorded from December ( $3.38 \pm 0.12$ ) and March ( $3.56 \pm 0.18$ ), followed by November ( $2.29 \pm 0.1$ ) and February ( $2.8 \pm 0.03$ ), respectively (Fig -3; Table No - 2).

**Fig 3. Leaf damage of maize due to FAW in different seasons of 2022-23**

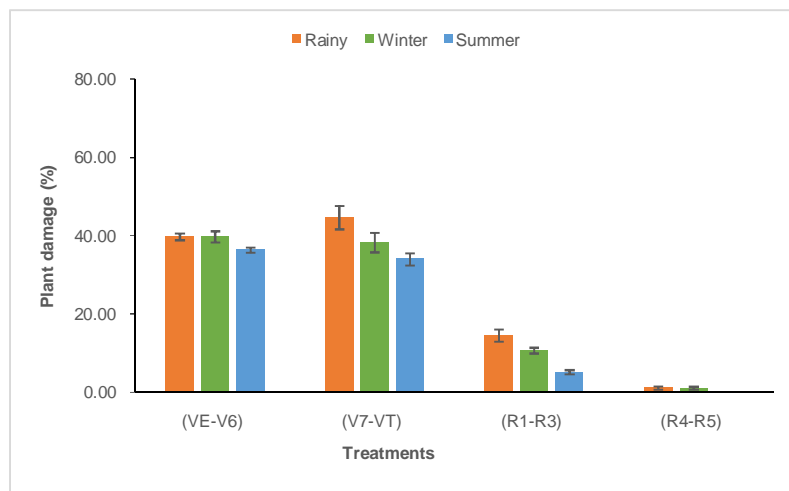


VE-V6 – Early whorl stage; V7- VT – Late whorl stage; R1-R3 – Tasselling to Milking stage; R4-R5 – Maturity stage

#### Percentage of Plant Damage

In the initial two months (early and late whorl stages) of all seasons studied (July and August; November and December; February and March), there was a comparable percentage of plant damage that was not statistically significant. In subsequent months, relevantly significant variations have been noticed. Notably, in the Rainy season, peak infestation was observed during August ( $44.70 \pm 3.01$ ) (one-way ANOVA,  $F = 125.25$ ,  $df = 3,193.19$ ,  $P < .001$ , Tukey's HSD), November ( $39.80 \pm 1.41$ ) (one-way ANOVA,  $F = 198.16$ ,  $df = 3,193.19$ ,  $P < .001$ , Tukey's HSD) in Winter season and February ( $36.40 \pm 0.68$ ) (one-way ANOVA,  $F = 476.18$ ,  $df = 3,193.19$ ,  $P < .001$ , Tukey's HSD) in the summer season (Fig -4; Table No - 2).

**Fig 4. Maize plant damage due to FAW in different seasons of 2022-23**



VE-V6 – Early whorl stage; V7- VT – Late whorl stage; R1-R3 – Tasselling to Milking stage; R4-R5 – Maturity stage

Upon examining the levels of incidence across all three seasons – Rainy season, Winter season, and Summer – it became evident that the highest incidence occurred during the Rainy season, followed by Winter and Summer seasons. The elevated incidence during the rainy season can be attributed to increased sunlight and heightened photosynthesis rates, resulting in abundant food availability for fall armyworm larvae. This finding is consistent with prior researches [1, 30, 37]. In contrast, during the Winter and Summer seasons, the incidence rates were comparatively lower because of the influence of minimal and maximum temperatures, respectively. We also observed an increase in natural enemy activity during the Winter season, reducing fall armyworm incidence. The fluctuations in larval population across different seasons displayed a consistent pattern, with the maximum larval load observed during the early whorl stage (VE-V6) of the crop. Management actions are best advised to control the substantial vegetative losses in this stage of the crop. Subsequently, larval numbers gradually decreased, reaching their lowest levels during the crop maturity stages. Although a minor peak in the larval population occurred during the silking stage, the infestation rate remained relatively low during this phase. The late-stage damage to maize was mostly observed on the corn cobs rather than the foliage, resulting in almost negligible leaf damage during the maize cob development stage. These findings align with the previous reports [30], who noted a similar trend in fall armyworm population dynamics. Specifically, they observed that the maximum population of fall armyworms occurred during the early whorl stage of maize in both the Rainy and Winter seasons. Furthermore, the absence of moth catches per trap record after the dough stage of the crop in Karnataka during 2019 and 2020 corroborates our observations. Study conducted in Argentina [26] also observed multiple larvae in younger plants and single older larvae per plant in the late stages of crop production. The FAW egg laying on maize recorded a clear preference for the early stages of crop production was evident from maximum egg deposition. This choice of FAW for the early stages of maize crop can be attributed to the maximum availability of tender

and soft leaves, facilitating the least adversity to emerging neonates [12]. Our findings align with existing researches [6] suggesting a correlation between egg-laying preference and the volatile profile of damaged leaves. Consistent with this, we observed maximum leaf damage in maize during the early stages of the crop. This trend suggests that egg laying and huge damage in the early stage of the crop by fall armyworm are complementary. However, few studies conclude that FAW moths attract undamaged maize plants rather than herbivore-damaged plants via volatile emissions [36]. The ovicidal and neem extracts are the best recommended at this early stage of the crop. In observing leaf damage readings of all three seasons, maize leaves reported the maximum leaf damage in the late whorl stage (V6 – V7), with subsequent damage in the early whorl stage (VE-V6) of the crop. FAW larvae are heavy defoliators of vegetative matter, reducing photosynthesis in late instars compared with early instars [5]. Notably, the prevalence of late instar larvae from the late whorl stage of maize was recorded, where they inflicted substantial damage to whorls, consuming huge amounts of plant matter and resulting in heavy leaf damage in this stage. Similar studies have pronounced our present observation of high leaf damage in the late whorl stage recording the total plant matter consumed by FAW was more in the 3 - 4 stage of maize than in the 1–2 stages [3]. In addition, we observed minimal damage to plant foliage after the Tasselling stage, a phenomenon likely attributed to larval preference for developing silk and cob over mature foliage during this stage [24]. On the other hand, plant damage revealed that both the early and late whorl stages exhibited maximum damage without any significant difference, surpassing damage incurred during later stages of crop development. This can be due to the greater dispersal of fall armyworm larvae during their early instar stages compared with the late stages [21] posing more sensitivity of maize crop to damage [28, 39]. We strongly suggest that the reproductive stage of the maize crop was comparatively less susceptible to FAW, although the minimal damage in the reproductive stage of maize causes economic losses, the maximum incidence is concentrated in early stage of the crop. Studies conducted on damage potentials of FAW in reproductive stages like silking and tasselling recorded 25% – 50% respectively [7] with infestation rates of 49.20% [4].

**Table No 2. Population parameters of Fall armyworm in various seasons of Chhattisgarh plains during 2022-23.**

Crop stage	week	Rainy (27 - 43 SMW)				Winter (44 - 9 SMW)				Summer (9 - 22 SMW)			
		*Egg mass/plant	*No. of larvae/plant	*Leaf damage score	*Per cent plant damage	*Egg mass/plant	*No. of larvae/plant	*Leaf damage score	*Per cent plant damage	*Egg mass/plant	*No. of larvae/plant	*Leaf damage score	*Per cent plant damage
VE - V6	1	0.14 (0.05)	0.42 (0.12)	1.3 (0.33)	12.8 (1.60)	0.28 (0.12)	0.58 (0.12)	1.44 (0.10)	20 (5.22)	0.22 (0.07)	0.7 (0.35)	1.28 (0.32)	28.4 (4.45)
	2	0.22 (0.07)	1.12 (0.35)	2.22 (0.40)	44.4 (5.99)	0.34 (0.17)	1.26 (0.26)	1.92 (0.31)	44 (5.51)	0.3 (0.11)	1 (0.11)	2.08 (0.43)	35.6 (3.44)
	3	0.28 (0.04)	1.48 (0.21)	3.56 (0.62)	48 (3.35)	0.3 (0.13)	1.32 (0.04)	2.72 (0.50)	49.6 (11.13)	0.28 (0.12)	1.18 (0.15)	3.56 (0.62)	40 (6.07)
	4	0.22 (0.04)	1.72 (0.22)	4.14 (0.22)	54 (6.07)	0.14(0.08)	1.2 (0.09)	3.08 (0.32)	45.6 (11.34)	0.3 (0.06)	1.3 (0.31)	4.3 (0.21)	41.6 (4.27)
<b>*Mean</b>		<b>0.22 (0.05)</b>	<b>1.19 (0.49)</b>	<b>2.80 (1.11)</b>	<b>39.8 (15.96)</b>	<b>0.27 (0.08)</b>	<b>1.09 (0.3)</b>	<b>2.29 (0.65)</b>	<b>39.8 (11.61)</b>	<b>0.28 (0.03)</b>	<b>1.05 (0.23)</b>	<b>2.80 (1.19)</b>	<b>36.4 (5.11)</b>
V7 - VT	1	0.2 (0.09)	1.18 (0.16)	4.02 (0.45)	54.8 (4.12)	0.14 (0.08)	1.06 (0.08)	4.86 (0.34)	45.6 (6.25)	0.1 (0.06)	1 (0.11)	4.84 (0.96)	47.2 (7.65)
	2	0.12 (0.04)	0.92 (0.20)	3.96 (0.48)	53.2 (6.88)	0.12 (0.07)	0.92 (0.07)	3.6 (0.57)	46.8 (6.52)	0.12 (0.07)	0.78 (0.13)	4 (0.63)	43.2 (2.04)
	3	0.06 (0.05)	0.68 (0.07)	3.16 (0.38)	38.8 (11.29)	0.08 (0.040)	0.62 (0.16)	2.64 (0.48)	34.8 (8.82)	0.06 (0.05)	0.62 (0.19)	3.4 (0.54)	22.8 (4.12)
	4	0.04 (0.08)	0.36 (0.12)	2.66 (0.88)	32 (9.72)	0.04 (0.05)	0.54 (0.10)	2.42 (0.16)	26 (8.10)	0.04 (0.05)	0.58 (0.29)	2 (0.09)	22.8 (6.52)
<b>*Mean</b>		<b>0.11 (0.06)</b>	<b>0.79 (0.3)</b>	<b>3.45 (0.57)</b>	<b>44.7 (9.62)</b>	<b>0.1 (0.04)</b>	<b>0.79 (0.21)</b>	<b>3.38 (0.96)</b>	<b>38.3 (8.50)</b>	<b>0.08 (0.03)</b>	<b>0.75 (0.17)</b>	<b>3.56 (1.04)</b>	<b>34 (11.29)</b>
R1 - R3	1	0.04 (0.05)	0.42 (0.04)	2.22 (0.20)	14.8 (2.71)	0.02 (0.04)	0.32 (0.040)	2.38 (0.44)	10 (2.19)	0 (0.00)	0.46 (0.21)	2.06 (0.29)	10.4 (2.94)
	2	0 (0.00)	0.28 (0.10)	2.14 (0.63)	16.4 (4.27)	0.02 (0.04)	0.3 (0.00)	2.18 (0.21)	11.6 (2.94)	0 (0.00)	0.42 (0.21)	1.94 (0.33)	6.4 (1.50)
	3	0.04 (0.05)	0.24 (0.10)	1.64 (0.42)	12 (4.38)	0.02 (0.04)	0.24 (0.08)	1.92 (0.53)	9.2 (3.71)	0 (0.00)	0.18 (0.07)	1.82 (0.32)	0 (0.00)
	4	0 (0.00)	0.14 (0.05)	1.48 (0.13)	15.2 (6.76)	0 (0.00)	0.2 (0.09)	1.76 (0.56)	12 (4.20)	0 (0.00)	0.16 (0.08)	1.6 (0.18)	4 (2.83)
<b>*Mean</b>		<b>0.02 (0.02)</b>	<b>0.27 (0.1)</b>	<b>1.87 (0.32)</b>	<b>14.6 (1.61)</b>	<b>0.02 (0.01)</b>	<b>0.27 (0.05)</b>	<b>2.06 (0.24)</b>	<b>10.7 (1.14)</b>	<b>0.00</b>	<b>0.31 (0.14)</b>	<b>1.85 (0.17)</b>	<b>5.2 (3.77)</b>
R4 - R5	1	0 (0.00)	0.1 (0.00)	1.54 (0.08)	1.6 (1.50)	0 (0.00)	0.2 (0.09)	1.32 (0.31)	1.6 (1.50)	0 (0.00)	0.08 (0.07)	1.74 (0.32)	0 (0.00)
	2	0 (0.00)	0.1 (0.00)	1.6 (0.20)	3.2 (2.40)	0 (0.00)	0.16 (0.05)	1.2 (0.13)	2.4 (1.96)	0 (0.00)	0.02 (0.04)	1.56 (0.14)	0 (0.00)
	3	0 (0.00)	0.04 (0.05)	1.54 (0.19)	0 (0.00)	0 (0.00)	0.08 (0.07)	1.28 (0.19)	0 (0.00)	0 (0.00)	0.04 (0.05)	1.68 (0.15)	0 (0.00)
	4	0 (0.00)	0 (0.00)	1.26 (0.08)	0 (0.00)	0 (0.00)	0 (0.00)	1.3 (0.22)	0.4 (0.80)	0 (0.00)	0 (0.00)	1.48 (0.13)	0 (0.00)
<b>*Mean</b>		<b>0 (0.00)</b>	<b>0.06 (0.04)</b>	<b>1.48 (0.13)</b>	<b>1.2 (1.33)</b>	<b>0 (0.00)</b>	<b>0.11 (0.08)</b>	<b>1.27 (0.05)</b>	<b>1.1 (0.95)</b>	<b>0 (0.00)</b>	<b>0.04 (0.03)</b>	<b>1.61 (0.1)</b>	<b>0 (0.00)</b>
<b>Overall Mean</b>		<b>0.09 (0.08)</b>	<b>0.58 (0.44)</b>	<b>2.4 (0.77)</b>	<b>25.08 (17.90)</b>	<b>0.09 (0.11)</b>	<b>0.56 (0.39)</b>	<b>2.25 (0.75)</b>	<b>22.48 (16.93)</b>	<b>0.09 (0.11)</b>	<b>0.53 (0.39)</b>	<b>2.46 (0.78)</b>	<b>18.9 (16.43)</b>
<b>F value</b>		<b>72.89</b>	<b>116.91</b>	<b>81.42</b>	<b>125.25</b>	<b>42.62</b>	<b>177.59</b>	<b>80.57</b>	<b>198.16</b>	<b>154.42</b>	<b>150.27</b>	<b>85.72</b>	<b>476.18</b>
<b>C.V value</b>		<b>29.53</b>	<b>18.2</b>	<b>9.21</b>	<b>16.47</b>	<b>43.64</b>	<b>13.51</b>	<b>9.61</b>	<b>13.81</b>	<b>26.07</b>	<b>15.36</b>	<b>8.82</b>	<b>10.28</b>
<b>C.D @ 1 %</b>		<b>0.04</b>	<b>0.2</b>	<b>0.42</b>	<b>7.97</b>	<b>0.08</b>	<b>0.14</b>	<b>0.41</b>	<b>4.27</b>	<b>0.04</b>	<b>0.15</b>	<b>0.41</b>	<b>2.67</b>

<b>F - test</b>	<b>Significant</b>	<b>Significant</b>	<b>Significant</b>	<b>Significant</b>	<b>Significant</b>	<b>Significant</b>	<b>Significant</b>	<b>Significant</b>	<b>Significant</b>	<b>Significant</b>	<b>Significant</b>	<b>Significant</b>
<b>S.E (d)</b>	<b>0.01</b>	<b>0.06</b>	<b>0.42</b>	<b>2.61</b>	<b>0.02</b>	<b>0.04</b>	<b>0.13</b>	<b>1.96</b>	<b>0.11</b>	<b>0.05</b>	<b>0.13</b>	<b>1.22</b>

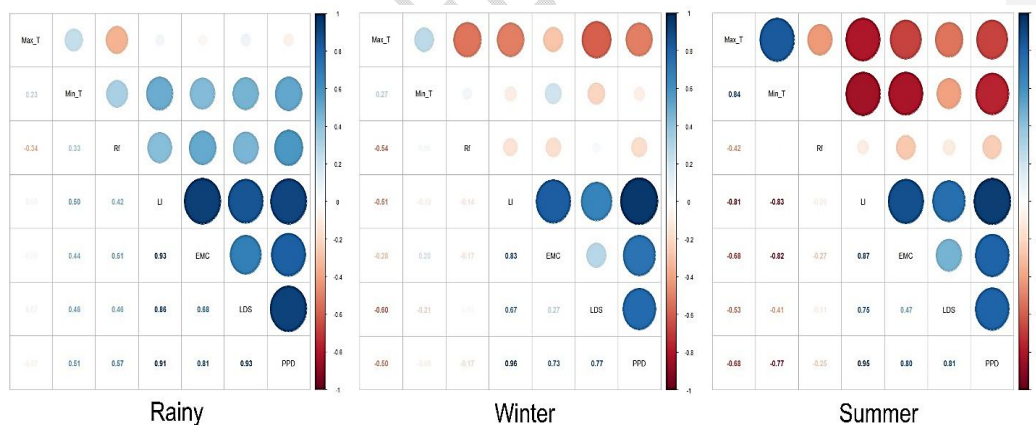
Values in the parenthesis are Standard Deviation (S.D); \*Mean of 50 plants observed; # Treatment wise / Month wise mean.

UNDER PEER REVIEW

## Correlation between FAW infestation and abiotic factors

The correlation of the weekly mean larval population with different abiotic factors revealed that the larval population has a positive correlation with the weekly mean of maximum and minimum temperature separately in the Rainy season (max. temp<sub>-1</sub>  $r = 0.05$ ; min. temp<sub>-1</sub>  $r = 0.49^*$ ) and Winter season (max. temp<sub>-1</sub>  $r = 0.82^{**}$ ), except for minimum temperature in Winter season ( $r = 0.51^*$ ), while a significant negative correlation was recorded in the case of summer season (max. temp<sub>-1</sub>  $r = 0.81^{**}$ ; min. temp<sub>-1</sub>  $r = 0.83^{**}$ ). The damage parameters (leaf and plant) and egg mass data collected exhibited positive correlations with the weekly larval population of FAW across the seasons. The data on egg mass/plant had a significant negative correlation with temperature in the summer season (max. temp<sub>-1</sub>  $r = 0.67^{**}$ ; min. temp<sub>-1</sub>  $r = 0.81^{**}$ ) and a significant positive correlation with various FAW parameters in all seasons except for leaf damage in Winter season and Summer. The leaf damage score when correlated with weather parameters showed a significant negative correlation with maximum temperature as noticed in the Winter season ( $r = 0.59^*$ ) and Summer ( $r = 0.53^*$ ) seasons. The correlation between the FAW larval population and plant damage was significantly positive. The percentage of plant damage showed a significant positive correlation with minimum temperature in the Rainy season ( $r = 0.51^*$ ) and a significant negative correlation with both maximum ( $r = 0.67^{**}$ ) and minimum temperatures ( $r = 0.76^{**}$ ) in the summer. In addition, morning relative humidity ( $r = 0.57^*$ ) was significantly positively correlated with summer (Fig No. 5).

**Fig 5. Influence of abiotic factors on FAW dynamics in different seasons of the year 2022-23**



Max\_T - Maximum Temperature; Min\_T - Minimum Temperature; Rf - Rainfall; LI - Larval Incidence; EMC – Egg Mass Count; LDS - Leaf Damage Score; PPD - Percent Plant Damage

In the assessment of weather parameters on the incidence and damage by FAW, the effect was generally modest, except for temperature, which exhibited a notable impact on FAW dynamics and damage to maize. The effect of temperature on FAW developmental factors was well-studied and concretely reported [17, 32]. Our present findings align with the investigations conducted in south Indian conditions [1, 27, 33] where a positive correlation was observed between FAW larval load on

maize and temperature during both the Rainy and Winter seasons of India. This might be attributed to the accumulation of more photosynthates in response to rising temperatures [38], maximizing the green matter availability to FAW larvae in maize during the rainy and winter seasons. In contrast to the pattern observed in the Rainy and Winter seasons, the summer temperature harmed the larval population, egg mass counts, and leaf/plant damage. This divergence can be attributed to the adverse temperature during the summer season, which surpasses the optimal developmental temperature range of 18 °C to 30 °C for FAW [14]. With this, it can be concluded that temperature is a primary influential weather parameter of FAW population dynamics and damage potential across seasons. Despite occasional reports [16, 20] on the influence of rainfall and relative humidity, their impact remains marginal compared with the pronounced effect of temperature in our observation.

### **CONCLUSION**

Overall, this study highlighted the significant infestation pattern of FAW across different seasons, in the early stages of maize crop being more vulnerable to damage by FAW. The FAW preference for maize crop damage established a plant age-dependent response in which the phenological stage of the crop played a pivotal role. Among the seasons, the Rainy season was proved to have a higher incidence of FAW. The correlations studied reinforced the crucial effect of temperature on FAW infestation patterns and damage. These findings are promising foundations for location-specific forecasting models and in formulating effective managing strategies, and contribute to the growing body of literature on FAW biology and behavioural studies.

### **Ethical Approval**

Not Applicable.

## REFERENCE

1. Anandhi S, Saminathan VR, Yasodha P, Roseleen SS, Sharavanan PT, Rajanbabu V. Correlation of Fall armyworm *Spodoptera frugiperda* (JE Smith) with weather parameters in maize ecosystem. *International Journal of Current Microbiology and Applied Sciences*. 2020;9(8):1213-1218.
2. Aruna Balla BM, Bagade P, Rawal N. 2019. Yield losses in maize (*Zea mays*) due to fall armyworm infestation and potential IoT-based interventions for its control. *Journal of Entomology & Zoology Studies*. 2019;7(5):920-927.
3. Barfield CS, Ashley TR. Effects of corn phenology and temperature on the life cycle of the fall armyworm, *Spodoptera frugiperda* (Lepidoptera: Noctuidae). *Florida Entomologist*. 1987; 70(1):110-116.
4. Baudron F, Zaman-Allah MA, Chaipa I, Chari N, Chinwada P. Understanding the factors influencing fall armyworm *Spodoptera frugiperda* (JE Smith) damage in African smallholder maize fields and quantifying its impact on yield. A case study in Eastern Zimbabwe. *Crop Protection*. 2019; 1(120):141-150.
5. Capinera JL. 2002. Fall Armyworm, *Spodoptera frugiperda* (JE Smith) (Insecta: Lepidoptera: Noctuidae): EENY098/IN255, rev. 7/2000. Edis. 2002;2002(7).
6. Carroll MJ, Schmelz EA, Meagher RL, Teal PE. Attraction of *Spodoptera frugiperda* larvae to volatiles from herbivore-damaged maize seedlings. *Journal of Chemical Ecology*. 2006; 32:1911-1924.
7. Chimweta M, Nyakudya IW, Jimu L, Bray Mashingaidze A. Fall armyworm *Spodoptera frugiperda* (JE Smith) damage in maize: management options for flood-recession cropping smallholder farmers. *International Journal of Pest Management*. 2020; 66(2):142-154.
8. Clark PL, Molina-Ochoa J, Martinelli S, Skoda SR, Isenhour DJ, Lee DJ, Krumm JT, Foster JE. Population variation of the fall armyworm, *Spodoptera frugiperda*, in the Western Hemisphere. *Journal of Insect Science*. 2007; 7(1): 5.
9. Darshan R, Prasanna PM. Seasonal incidence of fall armyworm *Spodoptera frugiperda* in maize. *Indian Journal of Entomology*. 2023; 85(2): 459-461
10. Davis T, Day R, Early R, Godwin J, Gonzalez-Moreno P, Kansime M, Kenis M. Fall armyworm: impacts and implications for Africa. *CABI Evidence Note Update*. *CABI Publishing*: Wallingford, Oxfordshire, UK. 2018; p26.
11. Day R, Abrahams P, Bateman M, Beale T, Clotey V, Cock M, Colmenarez Y, Corniani N, Early R, Godwin J, Gomez J. Fall armyworm: impacts and implications for Africa. *Outlooks on Pest Management*. 2017; 28(5):196-201.
12. Deole S, Paul N. First report of fall armyworm, *Spodoptera frugiperda* (JE Smith), their nature of damage and biology on maize crop at Raipur, Chhattisgarh. *Journal of Entomology and Zoology Studies*. 2018; 6(6):219-21.
13. Deshmukh SS, Kallelshwaraswamy CM, Prasanna BM, Sannathimmappa HG, Kavyashree BA, Sharath KN, Pradeep P, Patil KK. Economic analysis of pesticide expenditure for managing the invasive fall armyworm, *Spodoptera frugiperda* (JE Smith) by maize farmers in Karnataka, India. *Current Science*. 2021; 10:1487-1492.
14. Du Plessis H, Schlemmer ML, Van den Berg J. The effect of temperature on the development of *Spodoptera frugiperda* (Lepidoptera: Noctuidae). *Insects*. 2020; 11(4):228.
15. Goergen G, Kumar PL, Sankung SB, Togola A, Tamò M. First report of outbreaks of the fall armyworm *Spodoptera frugiperda* (JE Smith)

Formatted: Font color: Text 1

- (Lepidoptera, Noctuidae), a new alien invasive pest in West and Central Africa. PloS one. 2016; 11(10):e0165632.
16. He L, Zhao S, Ali A, Ge S, Wu K. Ambient humidity affects development, survival, and reproduction of the invasive fall armyworm, *Spodoptera frugiperda* (Lepidoptera: Noctuidae), in China. Journal of Economic Entomology. 2021; 114(3):1145-58.
  17. Isenhour DJ, Wiseman BR, Widstrom NW. Fall armyworm (Lepidoptera: Noctuidae) feeding responses on corn foliage and foliage/artificial diet medium mixtures at different temperatures. Journal of Economic Entomology. 1985; 78(2):328-32.
  18. Jagdish J, Mishra S, Maknwar P. 2019. Strategies for sustainable management of fall armyworm, *Spodoptera frugiperda* (JE Smith) in sorghum. Proceedings of XIX International Plant Protection Congress IPPC 2019, Hyderabad, Telangana, India. pp 96. (Retrieved: [www.ippc2019.icrisat.org](http://www.ippc2019.icrisat.org).)
  19. Kenis M, Benelli G, Biondi A, Calatayud PA, Day R, Desneux N, Harrison RD, Kriticos D, Rwomushana I, Van den Berg J, Verheggen F. Invasiveness, biology, ecology, and management of the fall armyworm, *Spodoptera frugiperda*. 2022.
  20. Kumar NV, Yasodha P, Justin CG. Seasonal incidence of maize fall armyworm *Spodoptera frugiperda* (JE Smith) (Noctuidae; Lepidoptera) in Perambalur district of Tamil Nadu, India. Journal of Entomology and Zoology Studies. 2020; 8(3):1-4.
  21. Li YP, Yao SY, Feng D, Haack RA, Yang Y, Hou JL, Ye H. Dispersal behaviour characters of *Spodoptera frugiperda* larvae. Insects. 2023; 14(6):488.
  22. Luginbill P. 1928. The fall armyworm. *U.S. Department of Agriculture*. No. 34
  23. Mallapur CP, Naik AK, Hagari S, Prabhu ST, Patil RK. Status of alien pest fall armyworm, *Spodoptera frugiperda* (JE Smith) on maize in Northern Karnataka. Journal of Entomology and Zoological Studies. 2018; 6(6):432-436.
  24. Marengo RJ, Foster RE, Sanchez CA. Sweet corn response to fall armyworm (Lepidoptera: Noctuidae) damage during vegetative growth. Journal of Economic Entomology. 1992; 85(4):1285-1292.
  25. Mitchell ER, McNeil JN, Westbrook JK, Silvain JF, Lalanne-Cassou B, Chalfant RB, Pair SD, Waddill VH, Sotomayor-Rios A, Proshold FI. Seasonal periodicity of fall armyworm, (Lepidoptera: Noctuidae) in the Caribbean basin and northward to Canada. Journal of Entomological Science. 1991; 26(1):39-50.
  26. Murua G, Molina-Ochoa J, Coviella C. Population dynamics of the fall armyworm, *Spodoptera frugiperda* (Lepidoptera: Noctuidae) and its parasitoids in northwestern Argentina. Florida Entomologist. 2006; 89(2):175-82.
  27. Muthukrishnan N, Rajisha PS, Nelson SJ, Jerlin R, Karthikeyan R. Population dynamics of fall armyworm *Spodoptera frugiperda* (JE Smith) on maize. Indian Journal of Entomology. 2022; 84(1):134-136.
  28. Navik O, Shylesha AN, Patil J, Venkatesan T, Lalitha Y, Ashika TR. Damage, distribution and natural enemies of invasive fall armyworm *Spodoptera frugiperda* (JE Smith) under rainfed maize in Karnataka, India. Crop Protection. 2021; 143:105536.
  29. Painkra GP, Bhagat PK, Painkra KL, Gupta SP, Sinha SK, Thakur DK, Lakra A. A survey on fall armyworm, *Spodoptera frugiperda* (JE Smith) Lepidoptera:

- Noctuidae, in maize crop in northern hill zone of Chhattisgarh. Journal of Entomology and Zoology Studies. 2019, 7(6):632-636.
30. Pradeep P, Deshmukh SS, Sannathimmappa HG, Kalleshwaraswamy CM, Firake DM. Seasonal Activity of *Spodoptera frugiperda* (JE Smith) in Maize Agroecosystem of South India. Current Science. 2022; 123(1):81.
  31. Prasanna BM, Huesing JE, Eddy R, Peschke VM (2018) Fall armyworm in Africa: a guide for integrated pest management. CIMMYT, Mexico, 1st edition.
  32. Ramirez Garcia L, Bravo Mojica H, Llanderal Cazares C. Development of *Spodoptera frugiperda* (JE Smith) (Lepidoptera: Noctuidae) under different conditions of temperature and humidity. Agrociencia. 1987; (67):161-171.
  33. Reddy KJ, Kumari K, Saha T, Singh SN. First record, seasonal incidence and life cycle of fall armyworm, *Spodoptera frugiperda* (JE Smith) in maize at Sabour, Bhagalpur, Bihar. Journal of Entomology and Zoology Studies. 2020; 8(5):1631-1635.
  34. Sharanabasappa S, Kalleshwaraswamy CM, Asokan R, Swamy HM, Maruthi MS, Pavithra HB, Kavita Hegde KH, Shivaray Navi SN, Prabhu ST, Goergen G. First report of the fall armyworm, *Spodoptera frugiperda* (JE Smith) (Lepidoptera: Noctuidae), an alien invasive pest on maize in India. Pest Management in Horticultural Ecosystems. 2018; 24(1):23–29.
  35. Shylesha AN, Jalali SK, Gupta AN, Varshney RI, Venkatesan T, Shetty PR, Ojha R, Ganiger PC, Navik O, Subaharan K, Bakthavatsalam N. Studies on new invasive pest *Spodoptera frugiperda* (JE Smith) (Lepidoptera: Noctuidae) and its natural enemies. Journal of Biological Control. 2018; 32(3):145.
  36. Signoretti AG, Peñaflo MF, Bento M. Fall armyworm, *Spodoptera frugiperda* (JE Smith) (Lepidoptera: Noctuidae), female moths respond to herbivore-induced corn volatiles. Neotropical Entomology. 2012; 41:22-26.
  37. Silvain JF, Ti-A-Hing J. Prediction of larval infestation in pasture grasses by *Spodoptera frugiperda* (Lepidoptera: Noctuidae) from estimates of adult abundance. Florida Entomologist. 1985; 68: 686-691.
  38. Taiz L, E Zeiger. 2014. Plant Physiology and Development. Oxford University Press, Incorporated, 6th Revised edition.
  39. Wyckhuys KA, O'Neil RJ. Population dynamics of *Spodoptera frugiperda* Smith (Lepidoptera: Noctuidae) and associated arthropod natural enemies in Honduran subsistence maize. Crop Protection. 2006; 25(11):1180 – 1190.