

Influence of different date of sowing on performance of pigeonpea genotypes during rabi**ABSTRACT:**

Aim: To determine the optimum date of sowing to realize higher growth and seed yield in *rabipigeonpea*.

Study Design: Split plot.

Place and Duration of study: Siddapur research farm of RARS, Warangal during *rabi*, 2023-24.

Methodology: The experiment consisted of totally sixteen treatments which was laid out in split plot design with three replications. Treatments included were four dates of sowing in the main plot M₁-September 30th, M₂-October 15th, M₃-October 30th and M₄-November 15th, 2023 and four treatments of varieties in sub plots S₁-WRGE-93, S₂-WRGE-121, S₃-WRGE-97 and S₄-WRGE-182 randomly placed in subplots of the main plot.

Results: Maximum plant height (149.1 cm), dry matter production (602 gm⁻²), number of fruiting branches plant⁻¹ (13.9) number of pods plant⁻¹ (162.7), number of seeds pod⁻¹ (4.08), seed yield (42.3 g plant⁻¹ and 1392 kg ha⁻¹) and stalk yield (4151 kg ha⁻¹) was noticed in crop Sown on September 30th, 2023. Significantly maximum plant height (137.7 cm), dry matter production (516 g m⁻²), number of fruiting branches plant⁻¹ (11.7), number of pods plant⁻¹ (144), number of seeds pod⁻¹ (3.85), seed yield (37.9 g plant⁻¹ and 1181 kg ha⁻¹) and stalk yield (3801 kg ha⁻¹) was observed in S₄-WRGE-182, which was found on par with S₂-WRGE-121 having plant height (134.6 cm), dry matter production (512 g m⁻²), number of fruiting branches plant⁻¹ (11.2), number of pods plant⁻¹ (130.3), number of seeds pod⁻¹ (3.74), seed yield (35.9 g plant⁻¹ and 1166 kg ha⁻¹) and stalk yield (3744 kg ha⁻¹). Lowest growth and yield parameters were recorded in the crop sown on 15th November and in variety S₃-WRGE-97.

Conclusion: Among varieties, WRGE-182 (S₄) and WRGE-121 (S₂) performed better in terms of growth and yield. Crop sown on September 30th, 2023 revealed better performance in terms of growth and yield under the present study during *rabi* conditions.

Key words: Sowing dates, varieties, growth, yield.

1. INTRODUCTION

Pigeonpea (*Cajanus cajan* L.) is the most important *kharif* season grain legume, grown predominantly under rainfed conditions in India as well as in Telangana. It is also known as redgram, arhar or tur. India ranks first in redgram production with 42.2 lakh tonnes, cultivated in 49 lakh ha area with a productivity of 931 kg ha⁻¹. In India, pigeonpea stands in second position next to chickpea in total pulse production. In Telangana, redgram is cultivated in 3.14 lakh ha area with a production of 2.41 lakh tonnes and a productivity of 860 kg ha⁻¹ (DES, Ministry of Agri & FW (DA & FW), GoI, 2021-22).

Pigeonpea is perennial in nature. But, with manipulation in the date of sowing, it could be made to look and behave like an annual herb and dry up at the end of its reproductive phase. Most varieties of pigeonpea are photosensitive and therefore, sowing date has an important influence on the vegetative and reproductive processes.

Time of sowing, a non-monetary input, has a considerable influence on length of growing season, growing degree days, growth, development and yield of pigeonpea. It ensures the complete harmony between vegetative and reproductive phases on one hand and climatic rhythm on the other hand. Further, sowing time also plays an important role in dry matter accumulation by the crop. Early sown crop may accumulate excessive dry matter and reduce podding, while delayed sowings beyond the optimum sowing window period result in reduced biomass accumulation and low grain yields of pigeonpea (Rao *et al.*, 2004; Kumar *et al.*, 2008).

The mid-early varieties Telangana kandi-1, Telangana kandi-2, Warangal kandi-1 and WRGE-182 are recently released from PJTSAU. Farmers are growing these varieties across the Telangana state especially during *kharif* season and also during *rabi* season (2021-22) in nearly 5,600 acres. Now, efforts are on to produce pigeonpea seed on a large scale by Telangana State Seed Development Corporation (TSSDC), Government of Telangana, Hyderabad in *rabi* for its utilization in

ensuring *kharif* season. However, so far, varieties have been bred only for *kharif* season. Hence, there is a dire need to evaluate them and identify high yielding ones suitable for *rabi* season in Telangana.

Telangana kandi-1 (WRGE-93) is a mid-early (155-165 duration) pigeonpea variety recommended in medium to black soils under rainfed situations of Telangana, Andhra Pradesh, Karnataka, Tamil Nadu and Orissa in *kharif* and late *kharif* seasons which yields about 1500-1800 kg ha⁻¹. It is bold and red coloured seed with 100 seed weight of 9-11 g, containing 19.86% of protein and 2.46% of fiber. Its special characters are, it is high yielding variety, moderately resistant to *Fusarium* wilt, moderately tolerant to *Helicoverpaarmigera*, indeterminate in growth with profuse branching.

Telangana kandi-2 (WRGE-121) is a mid early (155-165 duration) pigeonpea variety recommended in medium to black soils under rainfed situations of Telangana, Andhra Pradesh, Karnataka, Tamil Nadu and Orissa in *kharif* and late *kharif* seasons which yields about 1500-1800 kg ha⁻¹. It is bold and red coloured seed with 100 seed weight of 10 g, containing 23.09% of protein, 37.90 ppm of Fe, 25.04 ppm of Zn and 2.36% of fiber. Its special characters are, it is moderately resistant to *Fusarium* wilt, moderately tolerant to *Maruca vitrata* and podfly, indeterminate in growth with profuse and long fruiting branching.

Warangal kandi-1 (WRGE-97) is a mid early (150-160 duration) pigeonpea variety recommended in medium and heavy black cotton soils of Telangana state which is released in 2019. It is indeterminate, spreading type having green coloured stem, oblong shaped leaf, absent pubescence on lower surface of the leaf with plant height of 150 cm. The pods are green coloured with brown streaks. The pods are 4-5 cm lengthy with prominent constriction, consisting of 4 seeds per pod. The seeds are large sized, brown coloured, oval shaped with 100 seed weight of more than 9-11 g. This variety is moderately resistant to *Fusarium* wilt.

WRGE-182 is a mid early (150-160 duration) pigeonpea variety. It has completed minikit first year and now it is in second year of minikit.

2. METHODS AND MATERIALS

Field experiment was conducted at Siddapur research farm of RARS, Warangal during *rabi* (2023-24). The experimental site is geographically located in Central Telangana agro climatic zone of Telangana. The soil of experimental site had high pH in reaction (7.9), EC (0.61 dsm⁻¹), medium in organic carbon (0.64%), low in available N (184 kg ha⁻¹) & high in Phosphorous (105.19 kg ha⁻¹) and available potassium (643 kg ha⁻¹).

The experiment consisted of totally sixteen treatments which was laid out in split plot design with three replications. Treatments included were four dates of sowing in the main plot M₁-30th September, M₂-15th October, M₃-30th October and M₄-15th November and four treatments of varieties in sub plots S₁-WRGE-93, S₂-WRGE-121, S₃-WRGE-97 and S₄-WRGE-182 randomly placed in subplots of the main plot. The treatments are sown with a spacing of 90x20 cm. Recommended dose of fertilizers 20-50-00 NPK ha⁻¹, urea and single super phosphate are the fertilisers used in this experiment. Adequate plant protection measures were taken as per requirement. Randomly five plants were selected and tagged from each plot for recording various growth and yield parameters periodically and at harvest through destructive and non-destructive sampling. The rainfall of 24mm was received during 2 rainy days during the entire period of crop growth. The mean maximum temperature and minimum temperature recorded was 32.7°C and 20.4°C respectively. The mean weekly bright sunshine hours varied from 3.2 to 9.4 hr day⁻¹ with an average of 6.9 hr day⁻¹. All the data recorded in the study were conducted statistical analysis of variance technique for split plot design.

3. RESULTS AND DISCUSSIONS

3.1 Effect of sowing time

At harvest, the plant height was significantly higher recorded in crops sown on September 30th, 2023 (149.1 cm) than that of crops sown on October 15th, 2023 (141.9 cm), October 30th, 2023 (132.3 cm) and November 15th, 2023 (106.0 cm). Delaying the sowing date may be the cause of the decreased plant height in the crop seeded on November 15th, 2023. Agronomic dwarfing, or a sharp decrease in plant height as a result of a delayed planting date, was noted. The results with Panda *et al.* (2018) and Ram *et al.* (2011) are comparable. According to their findings, pigeonpea plants grow more

diminutive as the sowing dates are postponed. Dry matter production was highly influenced by the dates of sowing. Significantly higher dry matter production (602 g m^{-2}) was recorded in crop sown on September 30th, 2023 than that of crop sown on October 15th, 2023 (566 g m^{-2}), October 30th, 2023 (422 g m^{-2}) and November 15th, 2023 (401 g m^{-2}). Consistent with the findings of Parimal *et al.* (2022), higher dry matter in the crop sown on September 30th, 2023, could be attributed to increased plant metabolic activity and solar energy harvesting efficiency in the optimal sowing time coupled with favorable climate conditions, especially temperature, rainfall and solar radiation.

The number of fruiting branches plant⁻¹ were significantly higher in the crop sown on September 30th, 2023 (13.9) than that of crop sown on October 15th, 2023 (11.9), October 30th, 2023 (8.1) and November 15th, 2023 (6.6). The favorable environmental conditions for early-sown crops, especially during the vegetative growth period, could be the cause for this. Similar results were reported by Islam *et al.* (2008) and Kumar *et al.* (2023). The number of pods plant⁻¹ were significantly higher in the crop sown on September 30th, 2023 (162.7) than that of crop sown on October 15th, 2023 (133.8), October 30th, 2023 (85.8) and November 15th, 2023 (68.9). The highest number of pods plant⁻¹ in September 30th sown crop might be due to a better balance between vegetative and reproductive phases and sufficient time available for setting of pods. These findings are in agreement with those of Rani and Reddy (2010) and Singh *et al.* (2016) reported for pigeonpea. The crop sown on September 30th, 2023 recorded significantly higher number of seeds pod⁻¹ (4.08) than that of crop sown on October 15th, 2023 (3.84), October 30th, 2023 (3.47) and November 15th, 2023 (2.88). The highest number of pods plant⁻¹ in the crop sown on September 30th directly contributed to obtain a larger number of seeds pod⁻¹. These results are in contrast with the results of Nagamani *et al.* (2020) and Laxminarayana (2003).

Among the sowing dates, the seed yield plant⁻¹ was recorded significantly higher in the crop sown on September 30th, 2023 (42.3 g) than that of crop sown on October 15th, 2023 (34.7 g), October 30th, 2023 (24.9 g) and November 15th, 2023 (19.8 g). Similar findings were observed by Hardev (2016). The seed yield ha⁻¹ was significantly higher in the crop sown on September 30th, 2023 (1392 kg ha^{-1}) than that of crop sown on October 15th, 2023 (1228 kg ha^{-1}), October 30th, 2023 (1035 kg ha^{-1}) and November 15th, 2023 (704 kg ha^{-1}) and further, margin of decrease of seed yield from 11.8-49.4% with delayed sowing from September 30th, 2023 sown crop to other tested sowing dates. The higher seed yield witnessed in pigeonpea crop sown earlier might be a result of favorable environmental conditions, leading to greater leaf area and higher biomass accumulation, ultimately improving seed yield. These results are consistent with the findings of Rao *et al.* (2016), Nagamani *et al.* (2020) and Kumar *et al.* (2023). The stalk yield was significantly influenced by different dates of sowing. Among the dates of sowing, the crop sown on September 30th, 2023 recorded significantly higher stalk yield (4151 kg ha^{-1}) than that of crop sown on October 15th, 2023 (3697 kg ha^{-1}), October 30th, 2023 (3245 kg ha^{-1}) and November 15th, 2023 (2203 kg ha^{-1}). Sowing of pigeonpea on 30th September resulted maximum stalk yield due to optimum utilization of solar radiation, temperature, higher assimilates production and its conversion to starch resulting in higher stalk yield. These findings are similar to those reported by Egbe *et al.* (2013) and Malik and Yadav (2014).

3.2 Performance of varieties

Among the varieties, plant height was significantly higher in WRGE-182 variety (137.7 cm) than that of WRGE-93 (130.6 cm) and WRGE-97 (126.3 cm) but on par with WRGE-121 (134.6 cm) variety. The increased plant height in WRGE-182 and WRGE-121 could be because of their prolonged vegetative phase due to indeterminate growth habit of varieties. This, in turn, results in a significant increase in plant height of varieties. Sujathamma *et al.* (2022) also expressed similar views regarding effect of varieties on plant height. Significantly higher dry matter production was recorded under WRGE-182 variety (516 gm^{-2}) than that of WRGE-93 (501 gm^{-2}) and WRGE-97 (463 g m^{-2}) but was on par with WRGE-121 (512 g m^{-2}). This might be due to the variation in growth habits and enhancement of cell elongation by optimum utilization of temperature and rainfall water thereby resulting in higher dry matter production. The results were in line with the findings of Bansal *et al.* (2022) and Sepat *et al.* (2021). The interaction effect between date of sowing and different varieties was found to be significant on dry matter production (g m^{-2}). Similar findings were reported by Panda *et al.* (2018).

Among the varieties, WRGE-182 (11.7) recorded significantly higher number of fruiting branches plant⁻¹ than WRGE-93 (9.6) and WRGE-97 (8.0) but was on par with WRGE-121 (11.2) variety. The increase

in number of fruiting branches in varieties WRGE-182 and WRGE-121 might be due to genetic capability and better utilization of resources. Similar observations were reported by Kaur *et al.* (2018). Significantly higher number of pods plant⁻¹ were recorded by WRGE-182 (144.0) compared to WRGE-93 (97.0) and WRGE-97 (79.9) but was on par with WRGE-121 (130.3) variety. This can be attributed due to high leaf area, better assimilation of photosynthates and efficiency to tolerate temperatures. These results are in confirmation with the findings of Nagaraju *et al.* (2022) and Mishra *et al.* (2009). Similar findings were reported by WRGE-182 (3.85) recorded significantly higher number of seeds pod⁻¹ than WRGE-93 (3.53) and WRGE-97 (3.15) but was on par with WRGE-121 (3.74) variety. The increase in the number of seeds pod⁻¹ of WRGE-182 may be attributed to an increase in the more production, efficient translocation of photosynthates to the sink (Sandeep *et al.*, 2020).

WRGE-182 recorded significantly higher seed yield (37.9 g) plant⁻¹ than WRGE-93 (27 g) and WRGE-97 (21 g) but was on par with WRGE-121 (35.9 g) variety. Similar results of seed yield plant⁻¹ was observed by Dugesar *et al.* (2022). WRGE-182 (1181 kg ha⁻¹) recorded significantly higher seed yield than WRGE-93 (1057 kg ha⁻¹) and WRGE-97 (955 kg ha⁻¹) varieties but on par with the seed yield of WRGE-121 (1166 kg ha⁻¹) pigeonpea variety. The greater seed yield in WRGE-182 may be attributed to its genetic potential and superior growth traits, such as a higher total number of branches plant⁻¹, number of pods plant⁻¹ and number of seeds pod⁻¹. These findings align with those reported by Math *et al.* (2023). Significantly higher stalk yield was reported by variety WRGE-182 (3801 kg ha⁻¹) than that of WRGE-93 (3025 kg ha⁻¹) and WRGE-97 (2725 kg ha⁻¹) varieties but on par with variety WRGE-121 (3744 kg ha⁻¹). The superiority of growth characters like plant height, branches, leaf area and dry matter accumulation may be the possible reason for the production of higher stalk yield in WRGE-182. These results align with those reported by Bansal *et al.* (2022). The interaction between dates of sowing and the varieties showed significant effect on number of pods plant⁻¹, seed yield plant⁻¹, seed yield ha⁻¹ and stalk yield ha⁻¹ of pigeonpea. Similar results were reported by Panda *et al.* (2018), Chawhan *et al.* (2019) and Egbe *et al.* (2013). The sowing dates and varieties did not significantly influence the harvest index of pigeonpea.

Table 1. Growth and yield parameters of pigeonpea as influenced by dates of sowing and varieties

Treatments	Plant height (cm)	Dry matter production (g m ⁻²)	No. of fruiting branches plant ⁻¹	No. of pods plant ⁻¹	No. of seeds pod ⁻¹
Main factor: Dates of Sowing					
D1- September 30 th , 2023	149.1	602	13.9	162.7	4.08
D2- October 15 th , 2023	141.9	566	11.9	133.8	3.84
D3- October 30 th , 2023	132.3	422	8.1	85.8	3.47
D4- November 15 th , 2023	106.0	401	6.6	68.9	2.88
SEm ±	1.7	4.3	0.3	4.9	0.05
CD(p=0.05)	5.8	15.0	1.1	16.8	0.18
Subfactor: Varieties					
V1- WRGE- 93	130.6	501	9.6	97.0	3.53
V2- WRGE-121	134.6	512	11.2	130.3	3.74
V3- WRGE-97	126.3	463	8.0	79.9	3.15
V4- WRGE-182	137.7	516	11.7	144.0	3.85

SEm ±	1.2	3.7	0.4	5.7	0.06
CD(p=0.05)	3.4	10.8	1.3	16.6	0.17
Interaction(Factor(D) atsamelevelofV)					
SEm ±	2.6	7.7	0.8	11.0	0.11
CD(p=0.05)	NS	22.6	NS	32.0	NS
Interaction(Factor (V) atsamelevelofD)					
SEm ±	2.3	7.4	0.9	11.3	0.11
CD(p=0.05)	NS	21.6	NS	33.1	NS

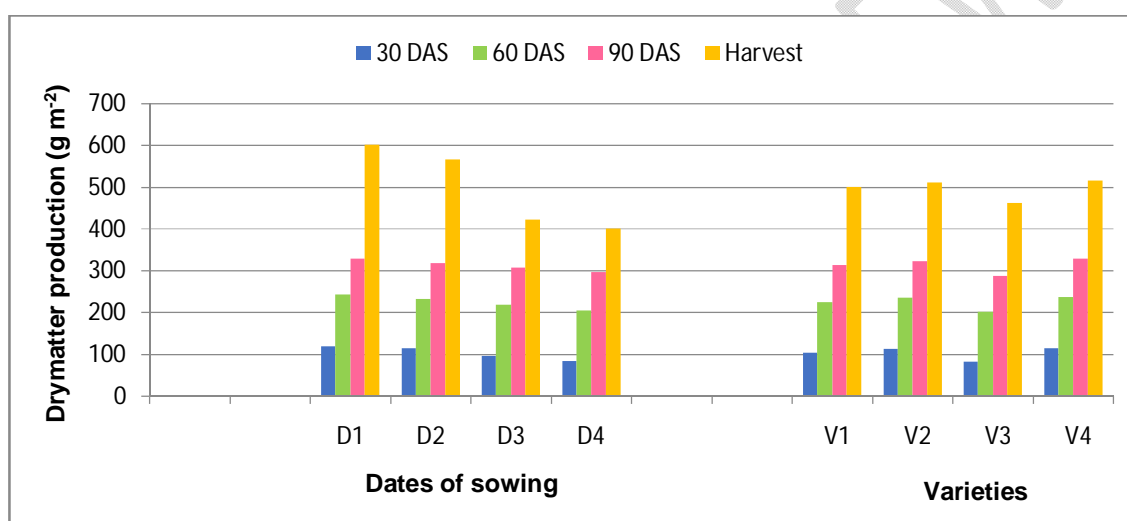


Fig .1 Growth and yield parameters of pigeonpea as influenced by dates of sowing and varieties

Table 2. Interaction effect between dates of sowing and varieties on drymatter production

Treatments	Dry matter production (g m ⁻²) at harvest				Mean
	D ₁ - September 30 th ,2023	D ₂ - October15 th , 2023	D ₃ - October30 th , 2023	D ₄ -November 15 th , 2023	
V ₁ - WRGE- 93	617	575	430	380	501
V ₂ - WRGE- 121	578	578	462	430	512
V ₃ - WRGE- 97	567	516	388	381	463
V ₄ - WRGE- 182	648	596	407	412	516
Mean	602	566	422	401	
Factors	SEm ±	CD(p=0.05)			

D x V	7.7	22.6		
V x D	7.4	21.6		

Table 3. Interaction effect between dates of sowing and varieties on number of pods plant⁻¹

Treatment	Number of pods plant ⁻¹				Mean
	D ₁ - September 30 th ,2023	D ₂ - October15 th , 2023	D ₃ - October30 th , 2023	D ₄ – November 15 th , 2023	
V ₁ - WRGE- 93	160.3	99.3	93.0	35.3	97.0
V ₂ - WRGE- 121	145.7	146.3	129.7	99.3	130.3
V ₃ - WRGE- 97	100.1	112.0	55.0	52.7	79.9
V ₄ - WRGE- 182	244.7	177.5	65.5	88.3	144.0
Mean	162.7	133.8	85.8	68.9	
Factors	SEm ±	CD(p=0.05)			
D x V	11.0	32.0			
V x D	11.3	33.1			

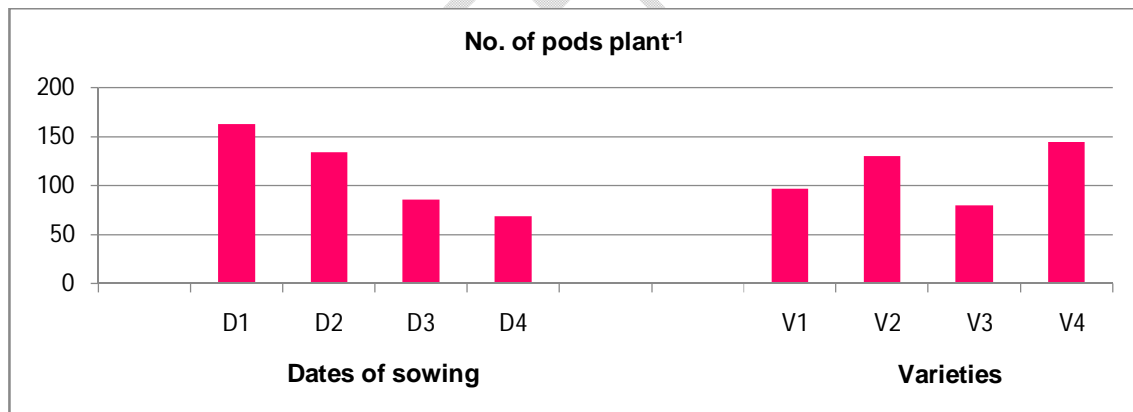


Fig.2 Interaction effect between dates of sowing and varieties on number of pods plant⁻¹

Table 4. Yield of pigeonpea as influenced by dates of sowing and varieties

Treatments	Seed yield (g) plant ⁻¹	Seed yield (Kg ha ⁻¹)	Stalk yield (Kg ha ⁻¹)	Harvesting index (%)
Main factor: Dates of Sowing				
D1- September 30 th ,2023	42.3	1392	4151	26.2
D2- October15 th , 2023	34.7	1228	3697	26.4

D3-October30th,2023	24.9	1035	3245	26.4
D4-November 15th,2023	19.8	704	2203	26.0
SEm ±	1.4	10	121	0.7
CD(p=0.05)	4.9	35	419	NS
Subfactor: Varieties				
V1- WRGE- 93	27.0	1057	3025	26.1
V2-WRGE-121	35.9	1166	3744	26.6
V3- WRGE-97	21.0	955	2725	26.0
V4-WRGE-182	37.9	1181	3801	26.3
SEm ±	0.8	7	98	0.5
CD(p=0.05)	2.4	22	286	NS
Interaction(Factor(D) atsamelevelofV)				
SEm ±	2.0	16	208	1.1
CD(p=0.05)	5.9	48	608	NS
Interaction(Factor(V) atsamelevelofD)				
SEm ±	1.6	15	196	1.0
CD(p=0.05)	4.8	44	571	NS

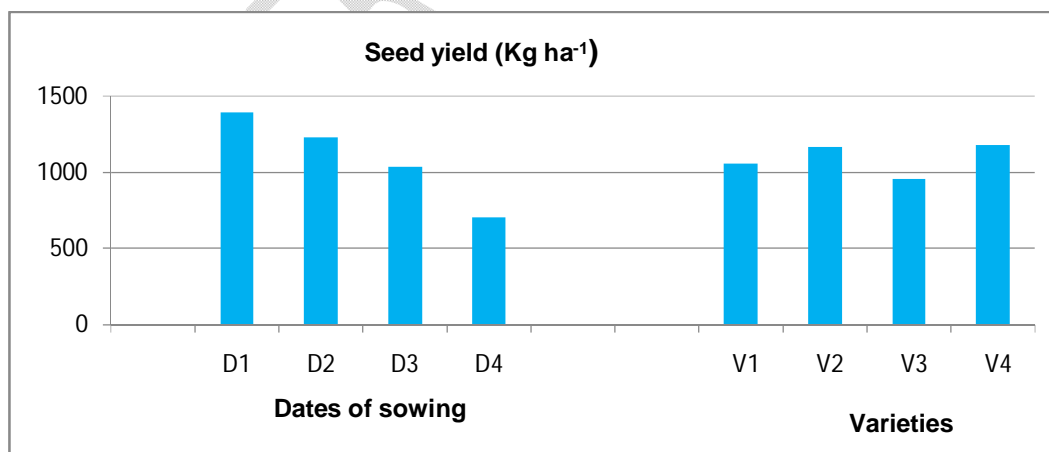


Fig .3 Yield of pigeonpea as influenced by dates of sowing and varieties

Table 5. Interaction effect between dates of sowing and varieties on seed yield (g) plant⁻¹

Treatment	Seed yield (g) plant ⁻¹
-----------	------------------------------------

	D ₁ - September 30 th ,2023	D ₂ - October15 th , 2023	D ₃ - October30 th , 2023	D ₄ – November 15 th , 2023	Mean
V ₁ - WRGE- 93	43.3	28.7	25.2	10.7	27.0
V ₂ - WRGE- 121	39.7	30.7	43.3	30.0	35.9
V ₃ - WRGE- 97	32.0	26.4	16.9	8.7	21.0
V ₄ - WRGE- 182	54.3	53.0	14.4	30.0	37.9
Mean	42.3	34.7	24.9	19.8	
Factors	SEm ±	CD(p=0.05)			
D x V	2.0	5.9			
V x D	1.6	4.8			

Table 6. Interaction effect between dates of sowing and varieties on seed yield (Kg ha⁻¹)

Treatment	Seed yield (Kg ha ⁻¹)				
	D ₁ - September 30 th ,2023	D ₂ - October15 th , 2023	D ₃ - October30 th , 2023	D ₄ – November 15 th , 2023	Mean
V ₁ - WRGE- 93	1389	1204	1056	579	1057
V ₂ - WRGE- 121	1296	1274	1166	926	1166
V ₃ - WRGE- 97	1215	1108	926	570	955
V ₄ - WRGE- 182	1667	1325	992	741	1181
Mean	1392	1228	1035	704	
Factors	SEm ±	CD(p=0.05)			
D x V	16	48			
V x D	15	44			

Fig.4 Interaction effect between dates of sowing and varieties on stalk yield (Kg ha⁻¹)

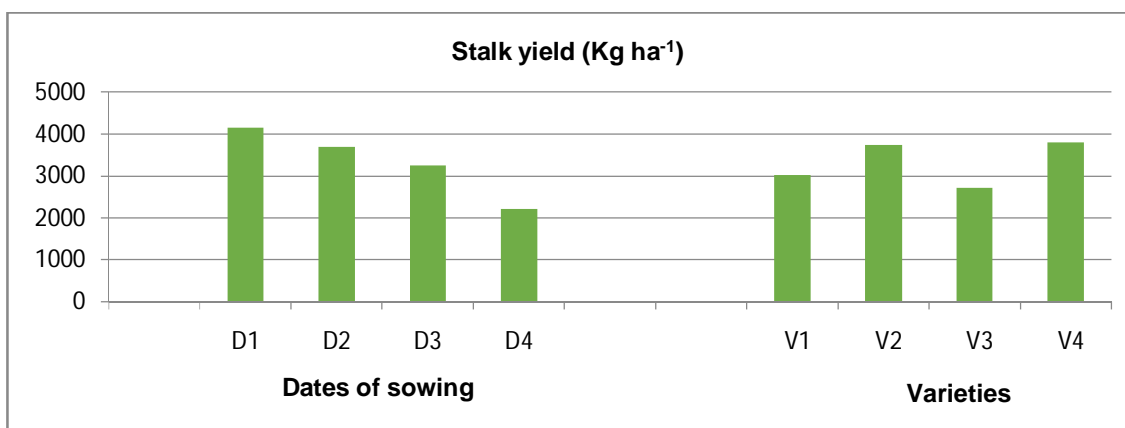


Table 7. Interaction effect between dates of sowing and varieties on stalk yield (Kg ha⁻¹)

Treatment	Stalk yield (Kg ha ⁻¹)				Mean
	D ₁ - September 30 th , 2023	D ₂ - October 15 th , 2023	D ₃ - October 30 th , 2023	D ₄ - November 15 th , 2023	
V ₁ - WRGE- 93	3863	3555	3008	1672	3025
V ₂ - WRGE- 121	3560	3398	4567	3452	3744
V ₃ - WRGE- 97	3529	3135	2599	1637	2725
V ₄ - WRGE- 182	5651	4700	2804	2051	3801
Mean	4151	3697	3245	2203	
Factors	SEm ±	CD(p=0.05)			
D x V	208	608			
V x D	196	571			

4. CONCLUSION

Based on the research work, it can be concluded that among different sowing dates, crop sown on September 30th, 2023 (M₁) performed better in terms of growth and seed yield and among the varieties, WRGE-182 (S₄) and WRGE-121 (S₂) performed better in dry matter production resulting in higher seed yield under *rabi* conditions.

5. References

- Bansal, K.K., Sandhu, K.S., Bharti, V., Saha, A., Srivastava, H., Nesar, N.A and Attri, M. 2022. Influence of Varieties and Spacings on Growth, Yield Attributes and Productivity of Pigeonpea. *Indian Journal of Agricultural Research*. 1(6).
- Chawhan, R.G., Chahande, R.V and Deshmukh, H.S. 2019. Effect of sowing date on seed quality of pigeonpea [*Cajanus cajan* (L.) Mill sp.]. *The Pharma Innovation Journal*. 8(7): 784-789.
- Dash, S., Murali, K., Bai, S.K., HM, A.R and Sathish, A. 2023. Effect of sowing window, planting geometry and varieties on growth and yield of pigeonpea. *The Pharma Innovation Journal*. 12(11): 736-741

DES, Ministry of Agri &FW (DA & FW), Gol, 2021-22.

Dhanoji, M.M and Meena, M.K. 2018. Phenology and productive performance of pigeonpeas influenced by date of sowing. *Journal of Pharmacognosy and Phytochemistry*. 7(5): 266-268.

Dugesar, V., Chaurasia, A.K., Shukla, P.K and Mishra, S.N. 2022. Assessment of different Peageonpea (*Cajanus cajan* L.) genotypes for growth and yield in Prayagraj region (UP). *Ecology, Environment and Conservation*. S411-S418.

Egbe, M.O., Aku, A.A and Odebiyi, S. 2013. Effect of planting dates on the performance of pigeonpea varieties in Southern Guinea savanna ecology of Nigeria. *Journal of Biology, Agriculture and Healthcare*. 3(8): 22-28.

Gaikwad, S.V., Mahude, S.V and Jadhav, S.S. 2023. Effect of dates of sowing on Pigeon pea varieties under varied weather conditions. *The Pharma Innovation Journal*. 12(12): 320-322.

Hanumanthappa, D., Vasudevan, S.N., Shakuntala, N.M., Muniswamy, N.M., Maacha, S.I and Hiremath, U. 2020. Evaluation of pigeonpea genotypes for growth and yield characters. *International Journal of Current Microbiology Applied Science*. 9(4): 2625-2637.

Hardev, C. 2016. Performance of farmers' pigeon pea [*Cajanus cajan* L. Mill sp.] varieties: Opportunities for sustained productivity and dissemination of varieties. *International Journal of Agriculture Sciences*, ISSN. 0975-3710.

Kaur, K and Saini, K.S. 2018. Performance of pigeonpea (*Cajanus cajan* L.) under different row spacings and genotypes. *Crop Research*. 53(3and4): 135-137.

Kumar, D., Tupe, A.R., Bhattacharjee, S., Kumar, P. and Kumar, S. 2019. Evaluation of Sowing Time for Kharif Pigeonpea and Validation by Infocrop. *International Journal of Current Microbiology Applied Science*. 8(8): 798-803.

Kumar, N., Gopinath, K.A., Srivastva, A.K and Mahajan, V. 2008. Performance of pigeon pea (*Cajanus cajan* L. Millsp.) at different sowing dates in the mid-hills of Indian Himalaya. *Archives of Agronomy and Soil Science*. 54(5): 507-514.

Kumar, R., Niwas, R., Khichar, M.L and Leharwan, M. 2023. Assessment of sowing time and cultivars on growth, development and yield parameters of pigeonpea. *Legume Research-An International Journal*. 46(5): 604-608.

Laxminarayana, P. 2003. Response of rabi redgram to dates of sowing and row spacings. *Annals of Agricultural Research*. 24(1): 187-189.

Malik, R.S and Yadav, A. 2014. Effect of sowing time and weed management on performance of pigeonpea. *Indian Journal of Weed Science*. 46(2): 132-134.

Math, G., Venkatesh, M.S., Balol, G and Revanappa, S.B. 2023. Productivity and economics of pigeonpea genotypes as influenced by planting geometry, growth retardant. *Legume Research*. 46(10): 1345-1350.

Mishra, A., Prasad, K., Swarnkar, G.B., Rai, G and Khan, N. 2009. Studies on grain yield and yield components of long duration pigeonpea (*Cajanus cajan* L. Mill sp) as influenced by planting methods and plant populations. *Legume Research-An International Journal*. 32(3): 230-232.

Nagamani, C., Sumathi, V and Reddy, G.P. 2020. Optimising sowing time and nutrient needs of rabi pigeonpea [*Cajanus cajan* (L.) Mill sp.] in alfisols of Andhra Pradesh. *Agricultural Science Digest-A Research Journal*. 40(3): 285-289.

Nagaraju, D., Kharbade, S.B., Sthool, V.A., Shaikh, A.A., Jadhav, J.D and Balasubramanian, R. 2022. Impact of yield attributes and yields of pigeonpea (*Cajanus cajan* (L.)) varieties under different sowing windows. *International Journal of Environment and Climate Change*. 12(10): 753-762.

Panda, P.K., Mohapatra, P.M., Panigrahi, R.K., Kar, A., Mishra, I.O.P and Bal, S.S. 2018. Relative performance of pigeonpea varieties at different dates of sowing during pre-rabi season. *Indian Agriculturist*. 62(1/2): 41-46.

- Parimal, M., Devi, K.S., Naik, B and Jayasree, G. 2022. Microbial and economic studies of super early pigeonpea under different sowing dates and integrated nutrient management in southern telangana zone. *The Journal of Research PJTSAU*.50(1): 70-81.
- Pokhrel, A., Manandhar, S and Dangi, S.R. 2023. Effect of sowing date and variety on pigeonpea production in Nepal. *Asian Journal of Research in Crop Science*. 8(3): 173-178.
- Ram, H. Singh, G. Sekhon, H.S and Khanna, V. 2011. Effect of sowing time on the performance of pigeonpea genotypes. *Journal of Food Legumes*. 24(3): 207-210.
- Rani, B.P and Reddy, D.R. 2010. Performance of pigeonpea in sole and inter cropping system in vertisols of Krishna-Godavari zone in Andhra Pradesh. *Indian Journal of Agricultural Research*. 44(3): 225-228.
- Sandeep, G., Reddy, U.V.B., Babu, P.R., Kavitha, P and Reddy, M.S. 2020. Cultivar and sowing date effect on yield attributes and yield parameters of redgram (*Cajanus cajan* L.). *The Pharma Innovation Journal*. 9(7): 379-382.
- Sepat, S., Raje, R.S., Patial, M., Singh, V and Singh, G. 2021. Effect of sowing and plant spacing on pigeonpea (*Cajanus cajan*) for higher productivity and profitability in India. *The Indian Journal of Agricultural Sciences*. 91(1): 64-67.
- Singh, G., Kaur, H., Aggarwal, N., Ram, H., Gill, K.K and Khanna, V. 2016. Symbiotic characters, thermal requirement, growth, yield and economics of pigeonpea (*Cajanus cajan*) genotypes sown at different dates under Punjab conditions. *Journal of Applied and Natural Science*. 8(1): 381-385.
- Sujathamma, P., Nedunchezhiyan, M and Naik, B.S.K. 2022. Response of Super Early Varieties of Pigeonpea to Crop Geometry under Rainfed Conditions. *Indian Journal of Agricultural Research*. 1(5).