

Growth Parameter of Mung bean (*Vigna radiata* L.) under different Integrated Nutrient Management Practices in Western Uttar Pradesh

ABSTRACT

The field experiment was conducted in *summer* season of 2022 and 2023 at the Crop Research Centre (CRC) of Sardar Vallabhbhai Patel University of Agriculture & Technology, Meerut (UP). The experiment was laid out in Randomized Block Design with eleven treatment combination and three replications by order to evaluate the effect of different treatments on crop growth parameters of mung bean (*Vigna radiata* L.) crop. Among the different integrated nutrient management, treatment T₄ (75%NPK+Vermicompost@0.34tha⁻¹+*Rhizobium* +PSB) was found to be significantly higher plant height (59.7 & 61.5), number of branches plant⁻¹ (4.65 & 4.75), number of trifoliolate leaf plant⁻¹ maximum at 40 DAS (11.1 & 11.4), dry matter accumulation g plant⁻¹ (15.4 & 15.7), leaf area index maximum at 40 DAS (4.9 & 5.2) and number of effective nodules plant⁻¹ (43.8 & 46.4). were lowest height (44.9 & 46.2), number of branches plant⁻¹ (3.0 & 3.2), number of trifoliolate leaf plant⁻¹ maximum at 40 DAS (7.9 & 8.3), dry matter accumulation g plant⁻¹ (9.4 & 9.7), leaf area index maximum at 40 DAS (2.8 & 3.0) and number of effective nodules plant⁻¹ (31.3 & 33.2) in T₁(Absolute control) was recorded during both the year.

Keyword: Mung Bean, INM, NPK, Vermicompost, Rhizobium, PSB.

INTRODUCTION

Mung bean (*Vigna radiata* L.) belongs to the group of pulses that are commonly produced in India. Mung beans have a high protein content of almost 24%, along with nutritional values of 1.9% fats, 10.9% moisture, and 60.3% carbohydrates (Shroti *et al.*, 2018).

By enhancing the nitrogen condition of the soil, they enhance its health and ensure the agricultural systems remain sustainable. About 85.40 million hectares are planted with pulses worldwide, yielding 87.40 million tons at a productivity of 1023 kg ha⁻¹. The largest producer of pulses, India, has an area of around 29 million hectares, ranks first in terms of production and area (34 and 26%, respectively), and has an average productivity of 835 kg ha⁻¹. (Directorate of

Economics & Statistics, Agricultural Statistics Division, 2020). By enhancing the efficiency of applied nutrients, integrated nutrient management or INM contributes significantly to yield and production maintenance (Pandey *et al.*, 2023). In order to enhance soil structure, boost soil penetration and encourage the development and inhabitants of advantageous soil microbes, poultry manure serves as an excellent source of nutrients and water for soil (Kumar *et al.*, 2023) c.

By enhancing the physical, chemical, and biological characteristics of soil and providing balanced plant nutrition, poultry manure contributes significantly to increased soil fertility and productivity (Iqbal *et al.* 2016). When poultry manure is applied to the soil, it increases the amount of organic matter, total nitrogen, available potassium, exchangeable cations (Ca, Mg, and K), CEC, and percent base saturation. [E.O. Adeleye, 2007]. Significant advancements have been made in the use of vermicompost and seed inoculation with PSB and rhizobium for integrated nutrient management over the past several years (Dhakal *et al.*, 2016). Beneficial organism development in the soil has been effectively aided by vermicompost. It also raises the efficacy of biofertilizers and improves crop growth, yield, and quality (Meena 2013; Mujahid and Gupta, 2010).

Microbe that dissolves phosphate and is applied to soil or seeds. These are organic products made of live cells from various microorganisms that can change an essential nutrient from an inaccessible state to an available one through a biological process. Through their ability to transform insoluble phosphorus from the soil into soluble form, PSB such as *Bacillus* and *Pseudomonas* also improve the availability of phosphorus to plants. (Swati kadam *et al.*, 2014).

Soil fertility and production can be maintained by adding organic material to the soil, such as farm yard manure (Kumaret *et al.*, 2023) ^a.

In order to achieve agricultural sustainability, it is necessary to incorporate both organic and inorganic sources of nutrients, as no single source can satisfy the growing demands for nutrients in agriculture. (Premanantharajahet *et al.*, 2013). Use of bio fertilizer along with vermicompost and poultry manure is necessary to attain good yields (Biswas *et al.* 2009).

To achieve productivity requirements, soil fertility must be maintained and plant nutrient delivery must be optimized by utilizing all available plant nutrition sources in concert. (Kumar *et al.*, 2023)^b.

MATERIALS AND METHODS

The experiment was conducted at Crop Research Centre of Sardar Vallabh Bhai Patel University of Agriculture and Technology, Meerut (U.P.) in *summer* season of 2022 and 2023. Meerut is situated on Delhi-Dehradun road. Geographically it is located at 29°05' N latitude and 77°41' E longitude at an altitude of 230 meters above the mean sea level. The climate of this region is sub-tropical and semi-arid climate characterized with hot summers and extremely cold winters. The treatment consists of vermicompost, poultry manure, *Rhizobium* and *PSB culture*. T₁ [Control], T₂ [100%NPK], T₃ [100%NPK+*Rhizobium*+*PSB*], T₄ [75%NPK+Vermicompost@0.34tha⁻¹+*Rhizobium* +*PSB*], T₅ [75%NPK+ Poultrymanure@0.17tha⁻¹+ *Rhizobium* +*PSB*], T₆ [50%NPK+Vermicompost @0.34tha⁻¹+Poultrymanure @0.17 t ha⁻¹ + *Rhizobium* + *PSB*], T₇ [50%NPK+Vermicompost@0.66t ha⁻¹], T₈ [50%NPK+Poultrymanure@0.34tha⁻¹], T₉ [50%NPK+Vermicompost@0.66tha⁻¹+*Rhizobium*+*PSB*], T₁₀ [50%NPK+ Poultrymanure@0.34tha⁻¹+ *Rhizobium* +*PSB*] and T₁₁ [125%NPK]. The experiment was laid out in Randomized Block Design with eleven treatment combination and three replications in plot size 5.0 × 3.9 = 19.5 m². The recommended dose of NPK (20:40:20), vermicompost and poultry manure are applied as basal dose according to treatments and *Rhizobium* & *PSB culture* are applied as seed treatment. The growth parameters data was recorded as 20, 40 and 60 days after sowing.

RESULTS AND DISCUSSION

Integrated nutrition management treatments showed a significant impact on a number of growth parameters in the current investigation. *viz.* plant height (cm), number of branches, number of trifoliolate leaves, number of effective nodules, leaf area index and dry matter accumulation plant⁻¹ recorded at different time periods of crop growth. Enhancement of growth parameters through integrated nutrient management treatments: these treatments stimulate the growth of new cells, plant vigor, and accelerate leaf development. This, in turn, aids in the harvesting of more solar energy and improves the utilization of nutrients, particularly nitrogen, which contributes to

higher growth attributes by supplying hormones and other growth factors. Plant height was significantly influenced by the different treatments at all growth stages. The highest plant height 29.8 & 31.6 cm, 47.7 & 50.6 cm and 59.7 & 61.5 cm was recorded in T₄ (75%NPK+Vermicompost@0.34tha⁻¹+*Rhizobium* +PSB) at 20, 40 and 60 DAS stage of crop growth, respectively (Table 1) while, shortest plant height in T₁ (Control) during 2022 and 2023. A notable rise in plant height was seen, which may have resulted from the plant's ability to maintain an appropriate ratio between the nutrients it receives and needs for optimal growth. It facilitates the growth of a larger root system, allowing the plant to draw more water and nutrients from the soil at a deeper level and leading to better development. The investigation's outcomes are consistent with the conclusions made by Ahmad et al (2013). The highest number of branches (3.45 & 3.65 and 4.80 & 4.95 plant⁻¹) were recorded in T₄ (75%NPK+Vermicompost@0.34tha⁻¹+*Rhizobium* +PSB) at 40 and 60 DAS stage, respectively (Table 1). However, lowest numbers of branches (2.35 & 2.45 and 3.0 & 3.20 plant⁻¹) were recorded in control (T₁). Increase in number of branches might be due to integrated nutrient management, elongation and chlorophyll biosynthesis, which in turn, improve the branches plant⁻¹. These results are in agreement with those of Tahir *et al.* (2020). The highest dry matter accumulation 6.5 & 6.8, 11.0 & 11.3 and 15.4 & 15.7 g plant⁻¹ at 20, 40 and 60 DAS stage of mung bean during 2022 and 2023, respectively (Table 2) was found in T₄ (75%NPK+Vermicompost@0.34tha⁻¹+*Rhizobium* +PSB). However, the lowest values were recorded in control (T₁). These results are in close conformity with the findings of Gokila *et al.* (2015). The highest leaf area index 3.8 & 4.0, 4.9 & 5.1 and 4.0 & 4.3 at 20, 40 and 60 DAS stage of mung bean during 2022 and 2023, respectively (Table 2) was found in T₄ (75%NPK+Vermicompost@0.34tha⁻¹+*Rhizobium* +PSB). However, the lowest values were recorded in control (T₁). The number of effective nodules plant⁻¹ in moong bean was significantly influenced by integrated nutrient management treatments (Table 2). The highest number of effective nodules 43.8 & 46.4 plant⁻¹, respectively were recorded in T₄ (75%NPK+Vermicompost@0.34tha⁻¹+*Rhizobium* +PSB) during 2022 and 2023. However, lowest number of effective nodules 31.3 & 33.2 plant⁻¹ respectively were recorded in control (T₁). It may have happened as a result of bacteria' increased capacity for competition close to roots, which are the sites of microbial infections. A well-developed root system increases the

evidence of infection, leading to a higher number of functional nodules. These results are believed to be pertinent to Gowthami and Rama (2014).

UNDER PEER REVIEW

Table : 1. Effects of different integrated nutrient management practices on plant height, number of branches and number of trifoliate leaves of mung bean crop

Treatments	Plant height (cm)						Number of branches plant ⁻¹				Number of trifoliate leaf plant ⁻¹					
	20 DAS		40 DAS		60 DAS		40 DAS		60 DAS		20 DAS		40 DAS		60 DAS	
	2022	2023	2022	2023	2022	2023	2022	2023	2022	2023	2022	2023	2022	2023	2022	2023
T ₁	20.5	21.7	33.5	35.5	44.9	46.2	2.35	2.45	3.0	3.2	1.9	2.2	7.9	8.3	5.4	5.6
T ₂	25.9	27.5	37.6	39.9	48.6	50.1	2.9	3.1	3.9	4.05	2.5	2.7	8.8	9.2	7.0	7.3
T ₃	27.3	28.9	45.0	47.7	56.4	58.1	3.2	3.4	4.4	4.55	3.1	3.5	10.5	10.8	8.3	8.5
T ₄	29.8	31.6	47.7	50.6	59.7	61.5	3.45	3.65	4.8	4.95	3.9	4.2	11.1	11.4	8.9	9.2
T ₅	28.9	30.6	47.1	49.9	58.4	60.2	3.4	3.6	4.65	4.75	3.6	3.8	10.9	11.2	8.8	9.1
T ₆	27.1	28.7	44.5	47.2	55.5	57.2	3.2	3.35	4.3	4.45	3.0	3.4	10.0	10.2	7.9	8.2
T ₇	26.3	27.9	42.3	44.8	53.9	55.5	3.1	3.25	4.0	4.15	2.9	3.2	10.1	10.3	8.0	8.3
T ₈	26.1	27.7	39.2	41.6	50.3	51.8	2.95	3.15	3.95	4.15	2.7	2.9	9.8	10.1	7.6	7.9
T ₉	27.0	28.6	43.8	46.4	55.1	56.8	3.15	3.3	4.2	4.35	3.0	3.3	9.2	9.6	7.3	7.6
T ₁₀	26.2	27.8	42.0	44.5	53.4	55.0	3.05	3.2	4.05	4.2	2.8	3.1	9.8	10.1	7.8	8.0
T ₁₁	27.4	29.0	45.4	48.1	56.8	58.5	3.25	3.4	4.45	4.6	3.3	3.5	10.6	10.9	8.4	8.7
SEm (±)	0.92	0.97	1.48	1.56	1.86	1.92	0.11	0.11	0.14	0.15	0.1	0.11	0.32	0.33	0.27	0.28
C.D. (P=0.05)	2.65	2.81	4.25	4.5	5.37	5.53	0.31	0.33	0.42	0.43	0.3	0.32	0.92	0.95	0.78	0.8

Table :2. Effects of different integrated nutrient management practices on dry matter accumulation, leaf area index and effective nodules of mung bean crop.

Treatments	Dry matter accumulation (g plant ⁻¹)						Leaf Area Index						Effective nodules (plant ⁻¹)	
	20 DAS		40 DAS		60 DAS		20 DAS		40 DAS		60 DAS			
	2022	2023	2022	2023	2022	2023	2022	2023	2022	2023	2022	2023	2022	2023
T1	2.1	2.3	6.4	6.6	9.4	9.7	2.0	2.2	2.8	3.0	2.0	2.2	31.3	33.2
T2	4.1	4.3	7.5	7.8	11.8	12.0	2.6	2.7	3.2	3.4	2.6	2.8	36.4	38.6
T3	5.2	5.5	9.9	10.2	14.2	14.5	3.2	3.5	4.3	4.6	3.5	3.8	41.1	43.6
T4	6.5	6.8	11.0	11.3	15.4	15.7	3.8	4.0	4.9	5.2	4.0	4.3	43.8	46.4
T5	6.0	6.3	10.8	11.1	15.0	15.3	3.7	3.9	4.7	5.0	3.9	4.2	42.8	45.4
T6	5.0	5.3	9.8	10.1	14.0	14.3	3.1	3.4	4.2	4.4	3.4	3.6	40.7	43.1
T7	4.7	5.0	9.2	9.4	13.3	13.5	3.0	3.2	3.8	4.1	3.2	3.5	38.7	41.0
T8	4.3	4.7	8.4	8.6	12.4	12.6	2.8	3.0	3.4	3.6	2.9	3.2	38.2	40.5
T9	4.8	5.1	9.5	9.8	13.7	14.0	3.1	3.3	4.0	4.2	3.3	3.5	39.1	41.4
T10	4.4	4.6	8.7	9.0	12.7	13.0	2.9	3.3	3.6	3.8	3.1	3.3	38.5	40.8
T11	5.4	5.7	10.2	10.5	14.5	14.7	3.3	3.5	4.4	4.6	3.7	4.0	41.4	43.9
SEm (±)	0.17	0.18	0.32	0.33	0.46	0.47	0.11	0.12	0.14	0.15	0.11	0.12	1.36	1.44
C.D. (P=0.05)	0.48	0.51	0.93	0.95	1.33	1.36	0.31	0.33	0.39	0.43	0.33	0.35	3.91	4.14

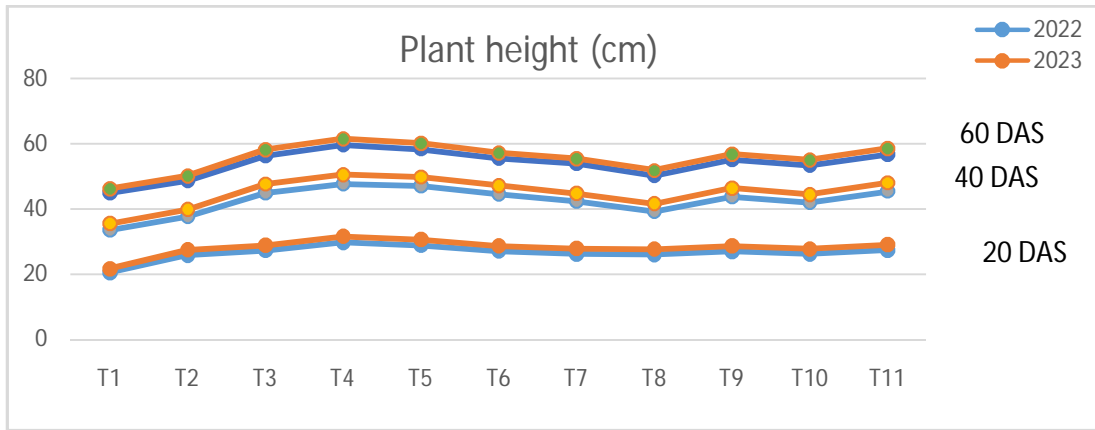


Fig: 1. Effects of different integrated nutrient management practices on plant height of mung bean crop.

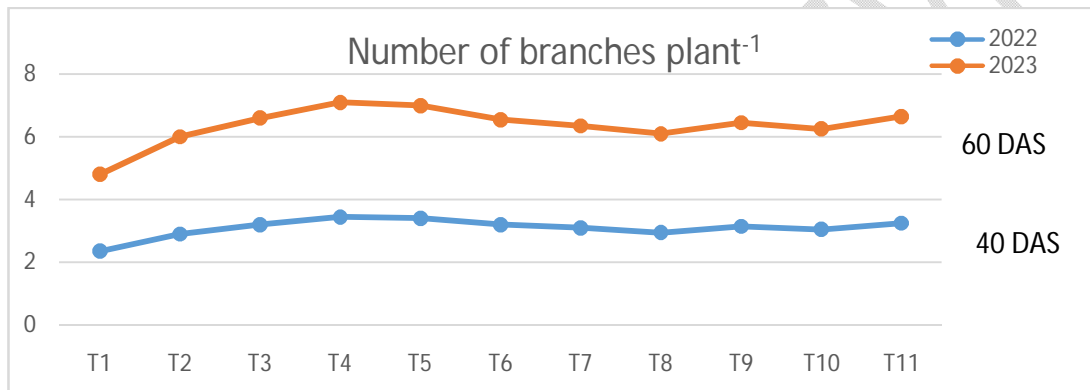


Fig: 2. Effects of different integrated nutrient management practices on number of branches plant⁻¹ of mung bean crop.

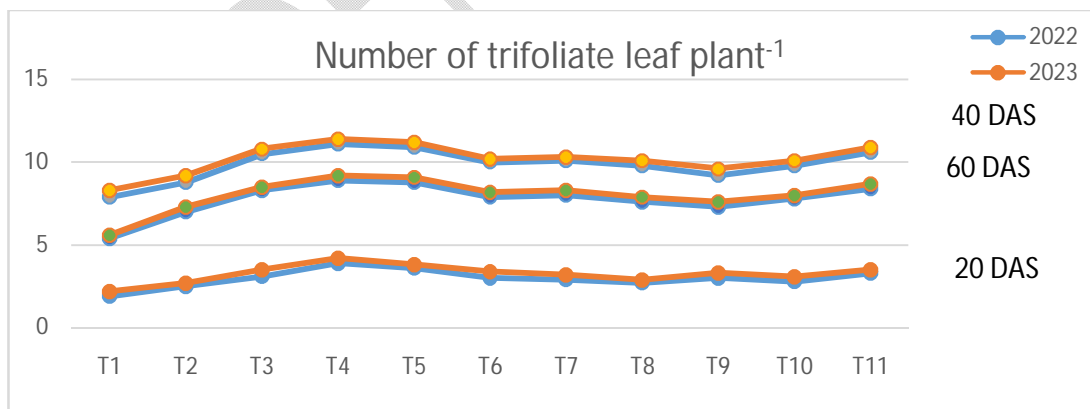


Fig: 3. Effects of different integrated nutrient management practices on number of trifoliolate leaf plant⁻¹ of mung bean crop.

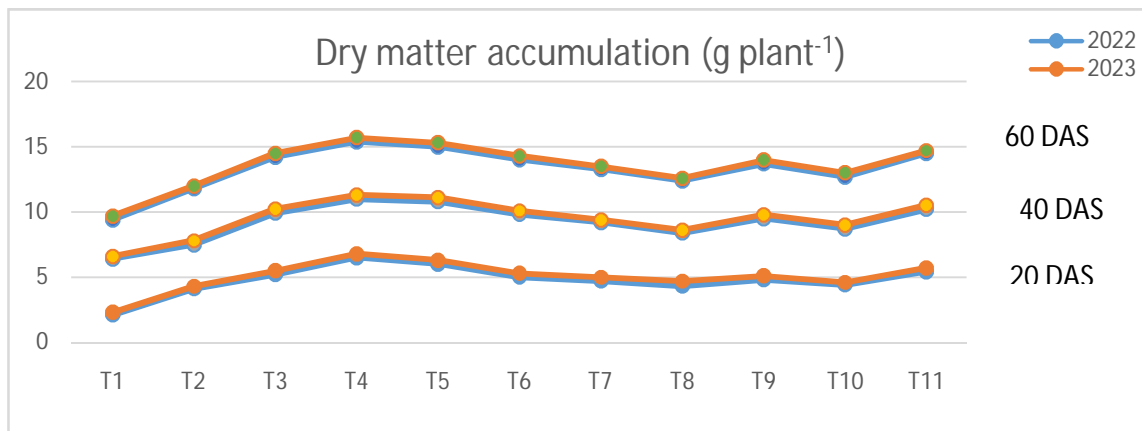


Fig. 4. Effects of different integrated nutrient management practices on dry matter accumulation (g plant⁻¹) of mung bean crop.

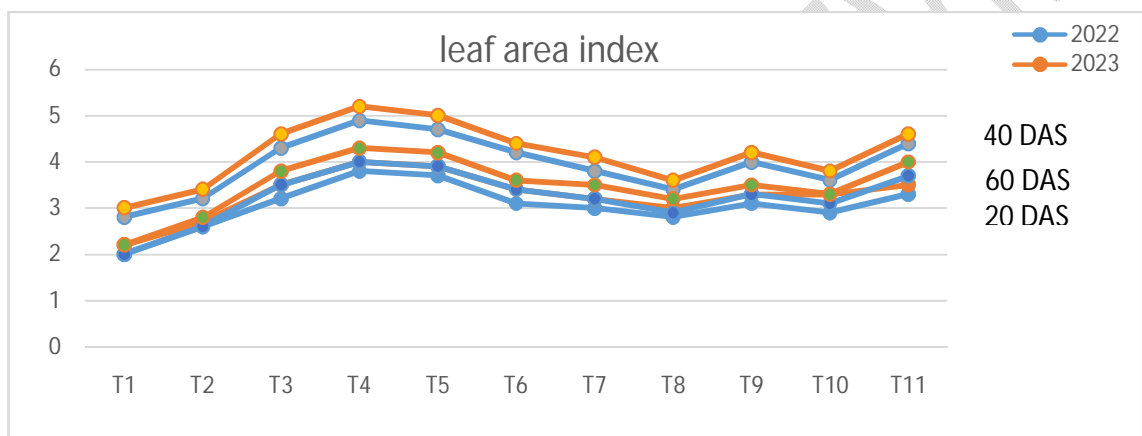


Fig. 5. Effects of different integrated nutrient management practices on leaf area index of mung bean crop.

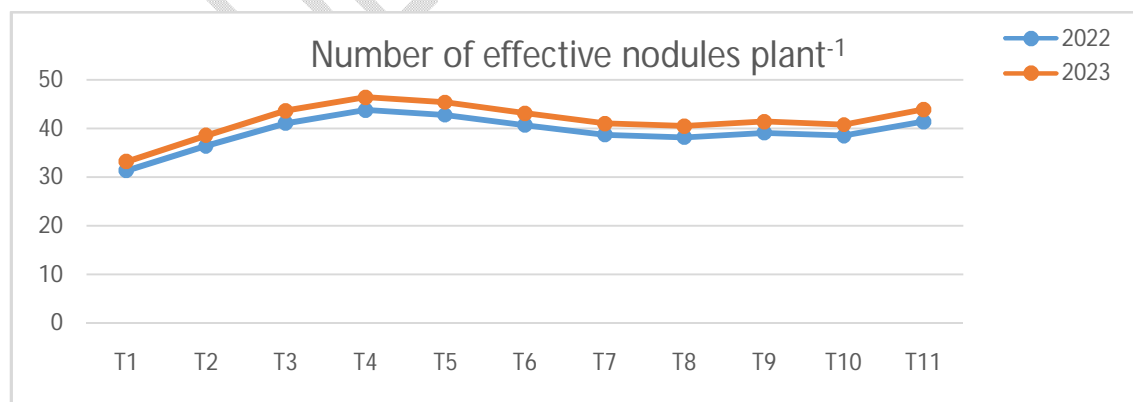


Fig. 6. Effects of different integrated nutrient management practices on number of effective nodules plant⁻¹ of mung bean crop.

CONCLUSION

Trial results suggest that various INM strategies affect the growth parameters of mung bean crop. T4 (75% NPK + Vermicompost @ 0.34 t ha⁻¹ + Rhizobium + PSB) was found to be optimal in terms of plant height (cm), branches plant⁻¹, trifoliolate leaf plant⁻¹, dry matter accumulation (g plant⁻¹), LAI, and number of effective nodules plant⁻¹.

REFERENCES

- Adeleye, E. O., Ayeni, L. S., & Ojeniyi, S. O. (2010). Effect of poultry manure on soil physico-chemical properties, leaf nutrient contents and yield of yam (*Dioscorea rotundata*) on alfisol in southwestern Nigeria. *Journal of American science*, 6(10), 871-878.
- Biswas, P. K., Bhowmick, M. K., & Bhattacharya, A. (2009). Effect of molybdenum and seed inoculation on nodulation, growth and yield in urdbean (*Vigna mungo* (L.) Hepper]. *Journal of Crop and Weed*, 5(1), 141-4.
- Dhakal, Y., Meena, R. S., & Kumar, S. (2016). Effect of INM on nodulation, yield, quality and available nutrient status in soil after harvest of greengram. *Legume Research-An International Journal*, 39(4), 590-594.
- Gokila, B., Baskar, K., & Saravanapandian, P. (2015). Effect of sulphur supplementation on growth and yield of blackgram in Typic Rhodustalf. *International Journal of Farm Sciences*, 5(4), 56-62.
- Gowthami, P., & Rama Rao, C. (2014). Effect of foliar application of potassium, boron, and zinc on growth analysis and seed yield in soybean. *Int. J. Food, Agric. Vet. Sci*, 4(3), 73-80.
- Iqbal, S., Khan, M. Y., Asghar, H. N., & Akhtar, M. J. (2016). Combined use of phosphate solubilizing bacteria and poultry manure to enhance the growth and yield of mung bean in calcareous soil. *Soil & Environment*, 35(2).
- Kadam, S., Kalegore, N. K., & Patil, S. (2014). Effect of Phosphorus, Vermicompost and PSB on Seed Yield, Yield Attributes and Economics of Blackgram (*Vigna Mungo* L.). *International journal of innovative research and developoultrymanureent*, 3(9), 189-193.
- Kumar, S., Agrawal, S., Jilani, N., Kole, P., Kaur, G., Mishra, A., & Tiwari, H. (2023)^b. Effect of integrated nutrient management practices on growth and productivity of rice: A review. *The Pharma Innovation Journal*, 12 (5), 2648-2662.

- Kumar, S., Kumar, S., Kumar, R., Pathak, D., Kumar, D., Kumar, A., ... & Tiwari, H. (2023) ^c. Assessment of physico-chemical properties of soil as influenced by different moisture regimes and nitrogen sources in wheat crop. *International Journal of Plant & Soil Science*, 35(19), 765-772.
- Kumar, U., Kumar, S., Kumar, N., Yadav, R., Pandey, P., Kumar, S., ... & Maurya, A. (2023) a. Response of Graded Fertility Levels and Zinc Application Method with and without Farm Yard Manure on Physicochemical and Biological Properties of Soil under Rice Crop. *International Journal of Plant & Soil Science*, 35(20), 1113-1123.
- Meena, R. S. (2013). Effect of organic and inorganic sources of nutrient on growth attributes and dry matter partitioning of mungbean [*Vigna radiata* (L.) Wilczek] in arid Western Rajasthan.
- Mir, A. H., Lal, S. B., Salmani, M., Abid, M., & Khan, I. (2013). Growth, yield and nutrient content of blackgram (*Vigna mungo*) as influenced by levels of phosphorus, sulphur and phosphorus solubilizing bacteria.
- Mujahid, A. M., & Gupta, A. J. (2010). Effect of plant spacing, organic manures and inorganic fertilizers and their combinations on growth, yield and quality of lettuce (*Lactuca sativa*). *The Indian Journal of Agricultural Sciences*, 80(2).
- Pal, R., Swaroop, N., & Arun, A. David and Thomas, T. 2017. Effect of poultry manure and PSB Culture in conjunction with different levels of phosphorus on physico-chemical properties of soil of black gram (*Vigna mungo* L.). *Int. J. Curr. Microbiol. App. Sci*, 6(7), 128-133.
- Pandey, P. R., Singh, S. P., Dhyani, B. P., Kumar, Y., Singh, A., Kumar, A., & Kumar, S. (2023). Impact of different nutrient management practices on the nutrient dynamics of wheat crop in western Uttar Pradesh, India. *International Journal of Plant & Soil Science*, 35(19), 560-571.
- Premanantharajah, P., & Prapagar, K. (2013). Effect of poultry manure as partial substitute for P and S on the yield and quality of groundnut.
- Shrotri, S. K., Pathak, A., Tiwari, A., Gupta, A., & Chauhan, S. K. (2018). Morphological, physiological, and yield analysis of black gram under different levels of FYM, PSB, and phosphorous. *Int. J. Chem. Stud*, 6(3), 403-411.

Tahir, S., Iqbal, S., Baba, Z., Nazir, M., Hamid, B., & Rashid, A. (2020). Nitrogen indices, nodulation and yield of mung bean (*Vigna radiate* L.) as Influenced by Integrated Nutrient Supply. *International Research Journal of Pure and Applied Chemistry*, 21-32.

UNDER PEER REVIEW