

## Length-weight relationships and condition factor of three commercially important fish species from Roseires reservoir, Blue Nile, Sudan.

**Commented [u1]:** Capitalize important keyword in your title

### Abstract:

This study aimed to investigate the length-weight relationship and condition factor of three commercially important fish species in Roseires Reservoir on the Blue Nile, Sudan. A total number of 387 specimens of *Labeo senegalensis*, 285 of *Alestes dentex* and 318 *Oreochromis niloticus* were collected from four sampling sites on the Reservoir, using gillnets with different mesh sizes during the period Nov. 2015 to Oct. 2016. The results showed that the three species exhibited negative allometric growth ( $b < 3$ ) in all sites, except *L. senegalensis* at the Wad El Mahi site had ~~which displayed~~ positive allometric growth ( $b'$  value 3.182), and moderate to high correlation coefficient ( $r = 0.442 - 0.998$ ). The condition factor displayed average values ranged from 1.963-3.751 (*L. senegalensis*) to 2.080 - 3.287 (*A. dentex*) and 2.336 - 3.287 (*O. niloticus*), ~~thus~~ indicating good health conditions and wellbeing of the three species in the study area. The results of this investigation provide baseline data and valuable information on the growth pattern and health status of three fish species in the Roseires Reservoir and can be used as a basis for effective management measures of the three fish species in the Reservoir.

**Commented [u2]:** This study was aimed at investigating

**Commented [u3]:** Relationships

**Commented [u4]:** Mention the name of the reservoir  
Mention the mesh size you used

**Commented [u5]:** State the instruments you used to mention the length and the weight of the fish and their accuracy.

**Commented [u6]:** Name all the scientific name of the fish complete. Do not use abbreviation

**Commented [u7]:** Species of what?

**Keywords:** *Alestes dentex*, *Labeo senegalensis*, *Oreochromis niloticus*, Length-weight relationship, Fulton condition factor, Roseires reservoir.

**Commented [u8]:** Make your keyword short, coherent, and specific.

### Introduction

The Nile tilapia (*Oreochromis niloticus*, Linnaeus 1758), the Nile Robber (*Alestes dentex* Linnaeus, 1758) and the African Carp (*Labeo senegalensis*, Valenciennes 1842) are commercially important native fish in the freshwaters of Sudan. They are regularly exploited in the small-scale freshwater fisheries sector. They provide an important source of livelihood, income, and a ~~nutritive~~ source of protein required by human health. During the past few decades, the artisanal freshwater fisheries have been heavily exploited, in the major African rivers, lakes and reservoirs leading to a serious decline in the richness of the commercial fish species [1 and 2].

The length-weight relationship (LWR) and Fulton's condition factor (FCF) are two vital tools in fishery management used to determine a fish population's growth patterns and well-being. They are widely used to provide information on the growth and condition of fish and give insight into the

health of fishes and their community [3; 4 and 5]. Length-weight relationships of fishes are based on the assumption that growth patterns could be isometric when length and weight increase at identical growth rates, or allometric when the two morphometric traits increase at different rates [6; 7 and 8]. Moreover, knowledge of fish length-weight relationships supports fishery stock assessment and management [9], fish population dynamics, distribution, mortality, and morphology of the fish species [10; 11; 12 and 13].

On the other hand, the condition factor indicates the fish's well-being, overall good health, and physiological status. This is influenced by food availability [14], environmental factors, sex, maturity stage, ecological health of the habitats, and discharges from various industries which could alter water quality and bring about changes in growth patterns [15]. The condition factor is based on the assumption that heavier fish of a given length are in better condition [16]. Different fish species usually exhibit varying values of condition factor which can indicate their adaptation and health in specific habitats. Understanding Fulton's condition factor is also crucial for assessing the physiological condition and fitness of fish in different ecosystems. Condition factors higher than 1.0 indicate good health conditions of the fish and good adaptation to the environment.

This study aims aimed to investigate the length-weight relationship and condition factor of three important food fish species that are regularly captured in Roseires Dam Reservoir in the Blue Nile, Sudan, in order to provide baseline data and useful information for effective fisheries management of the three fish species in Roseires Dam Reservoir.

#### **Materials and Methods:**

##### **Map of the study area**

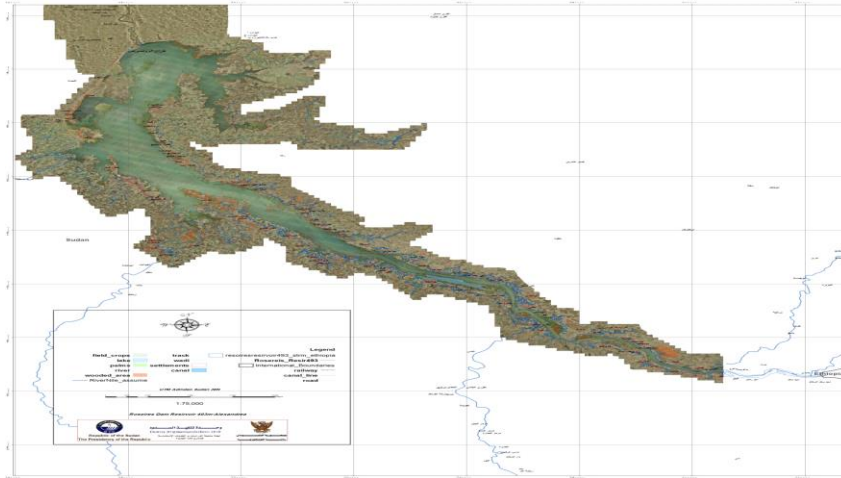


Fig. 1: Roseires Dam reservoir area (Blue Nile, Sudan) before and after the heightening of the Dam.

**Fish Sampling sites:** Fish samples were collected from four sampling sites in Roseires Reservoir, as shown in Table 1.

**Commented [u9]:** Show the coordinate in your map  
 Show respective sampling stations in your map  
 Show legend and land mass in your map  
 Make your map to be clearer

Table 1. Shows the coordinates of the fish sampling sites in Roseires Reservoir (Blue Nile, Sudan) and the distance from Damazin city.

Site	Distance (km)	Coordinate	Elevation (m)
Awal Bab	4	11°45'14"N 34°21'51"E	487
EL Regiba	16	11°38'39"N 34°20'51"E	497
Kirma	43	11°41'09"N 34°30'35"E	507
Wad ELmahi	80	11°25'27"N 34°40'17"E	507

**Collection of fish samples:**

Fish samples were collected monthly during the period from November 2015 to October 2016. A total number of 287, 285 and 318 specimens of *L. senegalensis*, *A. dentex* and *O. niloticus* respectively, were collected from the four sampling sites, using multi-filament gill nets of various mesh sizes and twine numbers, as shown in Table 2.

**Commented [u10]:** Write your scientific names in full

Table 2. Specifications of gillnets used for collection of fish samples during the study period (Nov. 2015 to Oct. 2016).

Twine No.	Length (m)	Depth (m)	Mesh size (cm)
2	50	2	4
12	90	4	8
12	95	4	10
12	100	4.5	12

#### Measurements of length and weight:

The total length and standard length of each fish were measured to the nearest 1.0 mm, using a standard measuring board. The body weight of sampled fish was taken to the nearest 1.0 gm, using a digital weighing balance, version FRUIT 2000B.

#### Length-weight relationship:

The relationship between the total weight and the standard length of the fish was computed using the power function according to the [17], as follows:

$$TW = aL^b$$

The LWR was also tested using the linear regression equation;  $\text{Log TW} = \text{Log } a + b \text{ Log SL}$ , where: TW=Total weight (g), SL=standard length (cm), a =constant representing the intercept on the "y" axis, and b = constant of the relationship, representing the slope of the regression line.

Excel package was used to plot the curve of the relationship between the standard length and total weight of the three fish species, and the liner equation was then obtained from logarithm transformation.

#### Condition Factor (CF) or (Fulton's condition factor) (FCF):

The condition factor is usually used for comparing the condition, fatness, or well-being of fish. It is calculated according to the [16] formula:

$$FCF = \frac{W}{L^b} \times 100$$

Where W is the weight of the fish; L is the total length of the fish, and 'b' is constant.

### Statistical Analysis

Statistical analysis is performed using a personal computer and the advanced computer Excel program.

### Results and Discussion:

A total number of 287 specimens of *L. senegalensis* were examined during the period of investigation. The results showed that the fish exhibited a negative allometric growth pattern with growth coefficient 'b' ranging from 1.528 to 2.508 to 2,796 in El Regiba, Awal Bab and Kirma sampling sites respectively, with moderate to high correlation  $r = 0.404 - 0.928$ , except Wad El Mahi site which showed positive allometric pattern ( $b = 3.18$  with  $r = 0.998$ ), as shown in (Fig. 2 and Table 3). This result is in agreement with those obtained for LWR of *L. senegalensis* in Lake Maabo, Central Africa); Khashm El-Girba reservoir, Atbara River, and Upper Atbara and Sittit dam complex (Sudan) with growth exponent 'b' ranged between 2.178 to 2.940 [18; 19; 20 and 21]. Although, [22] reported an isometric growth pattern for of 'b' = 'b' 3.043; and a high correlation ( $r = 0.8315 - 0.968$  *L. senegalensis* in Dadin- Kowa lake, Nigeria; yet, [23] in Oguta Lake, Nigeria, found positive allometric growth pattern for the same species, with 'b' = 3.840 and a high correlation  $r = 0.928$ ; These variations in growth parameters may be due to food availability, changes in environmental factors, the ecological status of the habitats and fishing gear used in sampling.

Table 4 shows the results of the condition factor of the three fish species ~~in Roseires Reservoir during the period~~. It can be observed that the average value of condition factor (K) of *L. senegalensis*. ranged from 1.963 (Wad El Mahi) to 3.752 (Awal bab), revealing the good condition and health status of this species in Roseires Reservoir during the study period. This may be due to the abundance of food items and good water quality conditions of the species. The obtained value of (K) agrees with those recorded by [21] from Khashm El-Girba reservoir and Atbara River, Sudan (K= 1.595 (River) and 2.536 (Reservoir); Similar results were obtained by [23] in Lake Oguta, Nigeria, (K between 1.20 – 3.92), and [18] in Lake Maabo, Central Africa, (K = 2.341). However, [19], working in the Upper Atbara and Sittit complex dam, Sudan recorded a good condition value of K = of 3.121 for *L. senegalensis*, while [24], in Mono basin Benin and Togo, West Africa, obtained a low average condition factor of (0.085) of the same species. This may be

**Commented [u11]:** Provide your results. You do not need to mention the total number of fish here.  
Suggestion: Consider writing your results section by stating For example: The results of length weight relationship of *Labeo senegalensis* is presented in table ..... or figure .....

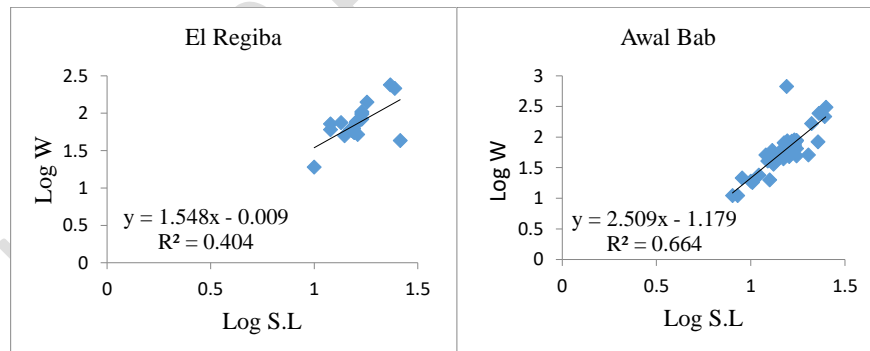
**Commented [u12]:** Compare your results with results of previous and state whether it agrees or disagrees.  
Also state the Ichthyological implications of your research

attributed to poor water quality and environmental and geographical differentiation of the different water bodies.

Table 3. Shows the linear fit of the length-weight relationship of the three fish species studied during the period (November 2015—October 2016).

Site	Fish species	<i>b</i>	<i>a</i>	<i>r</i>
Awal Bab	<i>L. senegalensis</i>	2.509	-1.179	0.664
	<i>A. dentex</i>	1.477	-0.166	0.442
	<i>O. niloticus</i>	2.154	-0.553	0.788
El Regiba	<i>L. senegalensis</i>	1.528	-0.009	0.404
	<i>A. dentex</i>	2.007	-0.705	0.848
	<i>O. niloticus</i>	2.285	-0.710	0.808
Kirma	<i>L. senegalensis</i>	2.796	-1.457	0.928
	<i>A. dentex</i>	2.393	-1.807	0.931
	<i>O. niloticus</i>	2.648	-1.108	0.837
Wad El Mahi	<i>L. senegalensis</i>	3.182	-1.897	0.998
	<i>A. dentex</i>	2.656	-1.311	0.967
	<i>O. niloticus</i>	2.445	-0.789	0.755

Commented [u13]: You can not use table and figure for the same results. You can only use one.



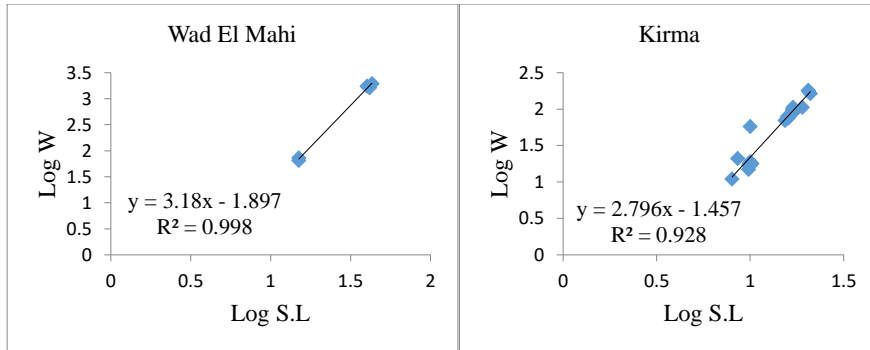


Fig.2: Linear fit of length-weight relationship of *L. senegalensis* during the study period (2015/2016).

Commented [u14]: Separate your chat and make each chat to stand alone and label your chat properly.

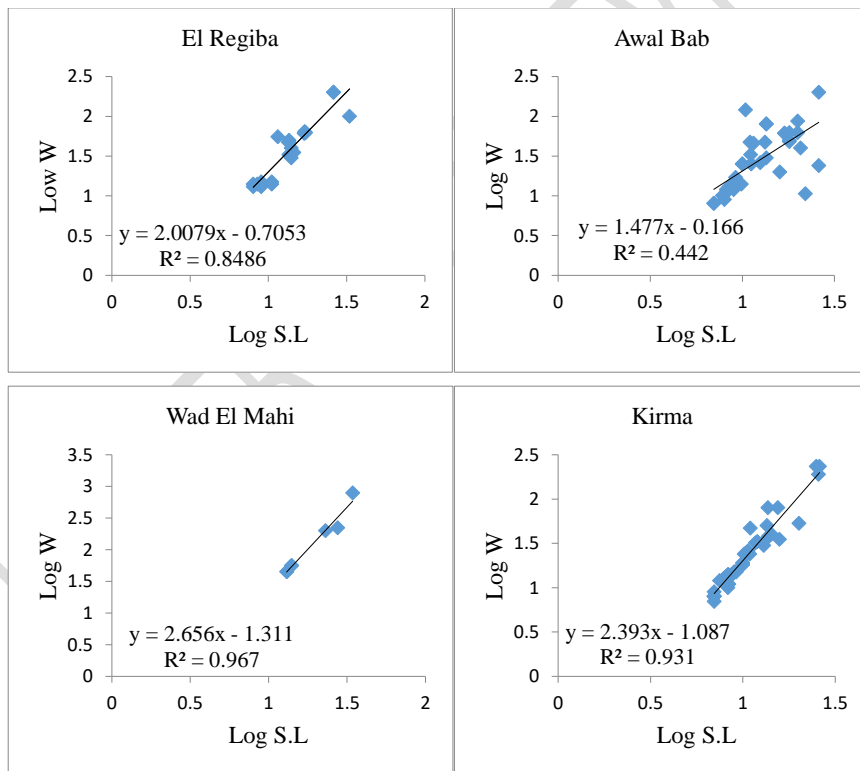
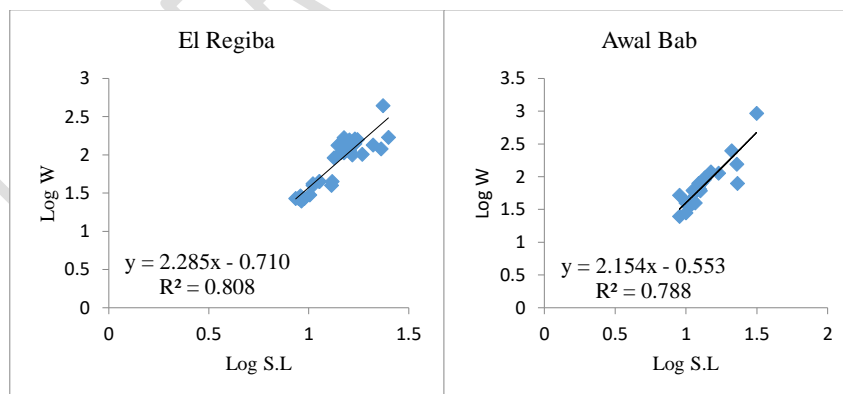


Fig.3: Linear fit of length-weight relationship of *A. dentex* during the study period (2015/2016).

~~A total number of 285 specimens of *A. dentex* were collected during the period of investigation.~~

The results showed that, the *A. dentex* displayed a negative allometric growth pattern, with exponent 'b' ranging between 1.477 to 2.656, and slight moderate to high correlation ( $r = 0.442 - 0.967$ ), Fig 3, Table 3. Similar results were recorded by [22] with exponent  $b = 2.8926$ , and a high correlation  $r = 0.8215$ . [25], investigated LWRs of the Characidae family in Jebel Aulia dam and reported growth exponent 'b' of 2.709, *A. dentex*, indicating isometric (negative) growth patterns of this species, while, [26] in Senegal, and [23] Oguta Lake, Nigeria, found isometric allometric growth of *A. dentex* with 'b' value of 3.26 and 3.0756, with a high correlation  $r = 0.8802$ .

The condition factor of *Alestes dentex* varied from 2.080 at Wad El Mahi site to 3.287 at Kirma site in the Reservoir displaying good health condition and wellbeing of the fish (Table 4). Although, [27] in Odi River, Niger Delta, Nigeria, and [23], Oguta Lake, Nigeria, obtained low values of ( $K = 0.83 - 1.00$ ), and ( $K = 0.75$ ) respectively, yet, [25] noted good condition factors of members of family Characidae in Jebel Aulia reservoir with the value of 'b = 2.7096' for *A. dentex*. This variation in condition factor may be influenced by variations in food abundance, environmental factors, sex, maturity stage, and fishing gear used in sampling procedures.



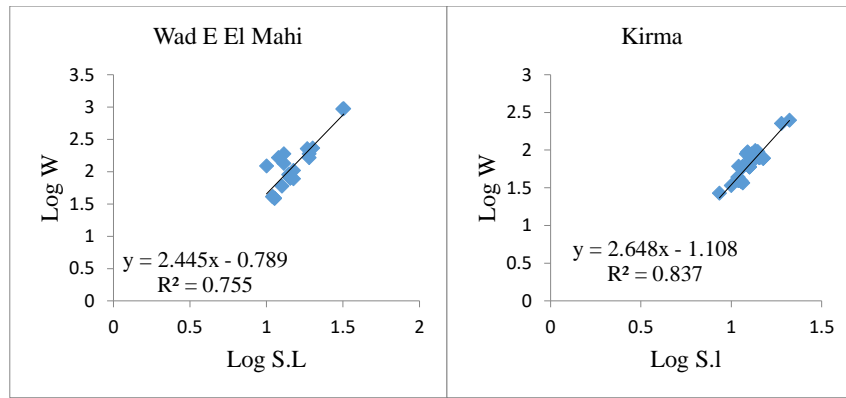


Fig.4: Linear fit of length-weight relationship of *O. niloticus* during the study period (2015/2016).

Table 4. Condition factor of the three fish species studied in Roseires Reservoir (Blue Nile, Sudan) during the period (Dec. 2015 / Nov. 2016)

Sampling site/fish species	Awal bab	Elregiba	Kirma	Wad El-Mahi
<i>L. senegalensis</i>	2.194±0.519 - 3.962 ±0.329	2.307±1.189 - 3.106±0.001	2.501±0.595 - 3.633±1.069	1.552±0.276 - 2.486±0.235
<i>A. dentex</i>	1.279±0.000 - 3.778±0.674	2.010±0.449 - 2.782±0.479	2.755±0.866 - 3.822±0.639	1.552±0.446 - 2.641±0.437
<i>O. niloticus</i>	2.205±0.007 - 3.601±0.248	2.169 ± 0.213 - 2.700±0.742	2.755±0.287 - 3.822±0.597	2.720±0.990 - 3.769±0.869

Commented [u15]: Follow the current format of arranging table.

A total of 318 specimens of *Oreochromis niloticus* were collected during the study period. The results indicated that the fish exhibited a negative allometric growth pattern in all sampling sites, with growth coefficient 'b' ranging from 2.154 – 2.648, and high correlation 'r' = 0.755 and 0.837. This result is in agreement with 'b' values reported for *O. niloticus* by several investigators, including [22] in Dadin-Kowa Reservoir, Nigeria; [23] in Oguta Lake, Nigeria; [18], Lake Maabo, Central Africa; [28] in Tugwi-Muskosi dam reservoir, Zimbabwe; and 'b' = 1.60 recorded by [29] from Juba fish landing sites, White Nile, South Sudan. However, [30], found an isometric allometric growth pattern of this species from the White Nile within Sudan, with a growth

coefficient ' $b$ ' = 3.070 and a high correlation  $r = 0.981$ . On the other hand, [31; 20 and 21], noted both negative and positive allometric growth of *O. niloticus* at Khashm El-Girba Dam, Atbara River, Sudan, with ' $b$ ' ranging from 2.288 to 3.648. [32] studied the growth pattern of *O. niloticus* at two fishing sites in the Blue Nile (Sinnar) and the Main Nile (Shendi), Sudan, and found that *O. niloticus* exhibited negative, positive and isometric growth patterns, with values of ' $b$ ' varying from 1.395 in Shendi (Main Nile), and 3.1167 in Sinnar (Blue Nile). Moreover, [33] investigated the LWRs of *O. niloticus* in selected tropical reservoirs in Southwest Nigeria, and reported both allometric and isometric growth patterns with ' $b$ ' ranging between 2.45 to 3.20.

The results ~~obtained for~~ of the condition factor for *O. niloticus* exhibited a high value of (K) ranging from 2.336 (El Regiba) and 3.287 (Kirma), demonstrating that the fish enjoyed healthy conditions and well-being throughout the study period. ~~Similar~~, high values of condition factor (K) *O. niloticus* was recorded by ~~were observed by several investigators such as~~ [20] for *O. niloticus* in the Khashm El-Girba fish market (mean value of  $K = 3.866$ ); [21] in Khashm El-Girba Reservoir (mean K ranged from 2.441 and 3.415); [23] in Oguta Lake (Nigeria ( $K = 2.23$ )); [29] in Juba fish market, South Sudan ( $K = 3.63$ ); and [31] in Khashm El-Girba and Atbara River ( $K$  varied between 2.55 to 3.56); [34] in Egypt's Nile ( $K = 1.86 - 2.10$ ); [28] in the Tugwi-Muskosi dam, Zimbabwe, ( $K$  value 2.2); and [30], in the White Nile, Sudan, ( $K = 1.558$ ). However, [35], reported ~~showed~~ that *O. niloticus* exhibited poor condition factor in Lake Beseka, in Ethiopian inland water systems with an average ( $K = 0.5$ ), revealing poor health conditions of this species.

Although the condition factor of *O. niloticus* varied in most of the investigated water bodies, yet, it still lies within the healthy range of the fish, and the ' $b$ ' values still lie within the range frequently recorded for tropical freshwater fish species.

#### **Conclusion:**

~~Based on~~ From the results of the present study ~~investigation~~ it can be said ~~concluded~~ that the three commercially important fish species in Roseires Reservoir, Blue Nile, Sudan, exhibited negative allometric growth pattern throughout the study period, except *Labeo senegalensis* at Wad El-Mahi site, which showed positive growth pattern, ~~with ' $b$ ' =  $3.206 \pm 0.680$~~ , and high correlation coefficient ~~of  $r = 0.998$~~ . The condition factor (K) showed high values of the three fish species during the study period for the three fish species ~~of investigation and ranged from 1.963 – 3.751 for *L. senegalensis*; 2.080 – 3.287, for *A. dentex* and 2.336 – 3.287 for *O. niloticus*~~, reflecting the occurrence of abundant of food items and good water quality of the reservoir. The finding of this

study provides useful information on the growth pattern and health condition of the commercially important fish species in Roseires Reservoir on the Blue Nile. It can inform on effective management measures of the fish population of the Reservoir, particularly after the completion and operation of the Grand Ethiopian Renaissance Dam on the Blue Nile, and subsequent changes expected to occur in the water level, water quality parameters and fish population of the Roseires Dam Reservoir.

#### References:

- [1] Adite, A., Gbaguidi, H. M. A. G. and Ibikounle, M. (2017). Growth patterns and Fulton's condition factor of the silver catfish *Chrysichthys nigrodigitatus* (Actinopterygii: Siluriformes: Claroteidae) from a sand-dragged man-made lake of Benin. *African J., Agricul., Res.*, 12(27): 2283-2294. DOI: [10.5897/AJAR2017.12375](https://doi.org/10.5897/AJAR2017.12375).
- [2] FAO. (2018). The State of World Fisheries and Aquaculture 2018 - Meeting the sustainable development goals. Rome.
- [3] Kebede, M.T; Getahun, A.; Lemma, B. (2018). Reproductive biology of commercially important fish species in Lake Langeno, Ethiopia. *Asian Fish Sci.* 31:319-39.
- [4] Richter, T. J. (2007). Development and evaluation of standard weight equations for bridgelip sucker and large-scale suckers. *North Am. J. Fish. Manag.* 27, 936–939.
- [5] Okgerman, H. (2005). Seasonal variation of the length-weight and condition factor of rudd (*Scardinius erythrophthalmus* L.) in Panca Lake. *Int. J. Zool. Res.* 1, 6–10.
- [6] Adeyemi, S.O. (2010). Length-weight relationship and condition factor of *Protopterus annectens* (OWEN) in Idah area of River Niger, Nigeria. *Anim. Res. Int.*7(3): 1264- 1266
- [7] Abowei, J.F.N. (2010b). The condition factor, Length-weight relationship and abundance of *Elops seneganiensis* (Regan, 1999) from Nkoro River, Niger Delta, Nigeria. *Adv. Food Sci. Technol.* 2: 16-21.
- [8] Adeboyejo, O.A.; Clarke, O.E.; Ekele, A.S. (2016). Length-weight relationship, condition factor and sex ratio of fish fauna in Badagry Creek, Lagos, Nigeria. *Int. J. marine Sci.* 6(24): 1-8.
- [9] Eagderi, S., Mouludi-Saleh, A., & Cicek, E. (2020). Length-weight relationship of ten species of Leuciscinae sub-family (Cyprinidae) from Iranian inland waters. *Inter. Aquat., Res.*, 12(2), 133-136. DOI: [10.22034/IAR\(20\).2020.1891648.1004](https://doi.org/10.22034/IAR(20).2020.1891648.1004).

- [10] Akter, Y., A.H. Md Hafiz, M. Md Idris, Z.F. Ahmed, M.S. Chhanda & S.I. Md Shahriar. 2019. Impact of gonad weight on the length-weight relationships of river catfish (*Clupisoma garua*) in Bangladesh. *Egyptian J. Aquat., Res.*, 45 (4): 375-379. <https://doi.org/10.1016/j.ejar.2019.10.003>.
- [11] Jafari-Patcan, A., S. Eagderi & A. Mouludi-Saleh. 2018. Length-weight relationship for four fish species from the Oman Sea, Iran. *Inter., J. Aquat., Biol.*, 6 (5): 294-295. <https://doi.org/10.22034/ijab.v6i5.562>.
- [12] Rábago-Quiroz, C.H., J.A. García-Borbón, D.S. Palacios-Salgado & F.J. Barrón-Barraza. 2017. Length-weight relation for eleven demersal fish species in the artisanal shrimp fishery areas from the Bahía Magdalena-Almejas lagoon system, Mexico. *Acta Ichthyol., et Piscat.*, 47 (3): 303-305. <https://doi.org/10.3750/AIEP/02186>.
- [13] Froese, R. (2006). Cube law, condition factor and weight-length relationships: history, meta-analysis and recommendations. *J. Appl., Ichthyol.*, 22 (4): 241-253. <https://doi.org/10.1111/j.1439-0426.2006.00805.x>.
- [14] Ayoade, A.A.; Ikulala, A.O. (2007). Relationship, condition factor and stomach contents of *Hemichromis bimaculatus*, *Sarotherodon melanotheron* and *Chromidotilapia guentheri* (perciformes: Cichlidae) in Eleiyele lake, Southwestern Nigeria. *Int. j. trop. Biol.* 55 (3): 969- 977.
- [15] Bolarinwa, J.B. (2016). Length-weight relationship and condition factor of *Oreochromis niloticus* and *Chrysichthys nigrodigitatus* in Mahin lagoon, Nigeria. *Res., J. Agri. Environ. Manage.* 5(3):075- 080.
- [16] Bagenal, T.B. and Tesch, F.W. (1978). Age and growth in: Bagenal. (Ed.) Methods for assessment of fish production in fresh waters. IBP handbook No.3 (3<sup>rd</sup>.ed) *Oxford Blackwell Scientific publications*, Oxford. Pp. 101-136.
- [17] Gulland, J. A. (1987). Length-based methods in fisheries research: from theory to application, p. 335-342. In: D. Pauly and G.R. Morgan (eds.) Length-based methods in fisheries research, ICLARM conference Proceedings 13, 468 p. *Inter., center for Living Aquat., Resour., Manag.*, Manila, Philippines, and *Kuwait Institute for Scientific Research*, Safat, Kuwait.
- [18] Brahim, A. A., Houndonogbo, P. K., Baglo, I. S., Chikou, A. and Laleye, P. A. (2023). Weight-length and total length-standard length factor relationships, and condition factor of the main fish species in Lake Maabo, Chad (Central Africa). *Intr., J. Biol., Chem., Sci.*, 17(7): 2631-2642. DOI: <https://dx.doi.org/10.4314/ijbcs.v17i7.3>.

- [19] Adam, H. A. S. and Hamad, A. E. (2021). Length-weight relationship and condition factor of *Labeo niloticus*, *Synodontis schall* and *Auchenoglanis occidentalis*, in Upper Atbara and Setit Dam Complex, Gadarif State, Sudan. *Global J. Fish., Sci.*, 3(4): 37-43. DOI: <https://doi.org/10.31248/GJFS2021.027>.
- [20] Abdalla, M. Y. M., Ahmed, A. A. and Elhassan, M. M. (2020). Investigation on some biological aspects of Nile Tilapia, *Oreochromis niloticus* (L. 1758) from Khashm El-Girba fish market, Sudan: Length-weight relationship, condition factor and sex ratio. *Asian J. Res. Zool.*, 3(4): 20-26. DOI: [10.9734/AJRIZ/2020/v3i430098](https://doi.org/10.9734/AJRIZ/2020/v3i430098).
- [21] Ahmed, Egbal. O., Ali, M. E. and A. Aziz, Afra. (2011). Length-weight relationships and condition factors of six fish species in Atbara river and Khashm El-Girba reservoir, Sudan. *Inter., J. Agri., Sci.*, 3(1): 65-70. available at <http://www.bioinfo.in/contents.php?id=26>.
- [22] Nazeef, S. and Yerima, R. (2023). Interpretation of allometric growth patterns of fish species from Dadin-Kowa reservoir. *Bima J. Sci., Techn.*, 7(1): 62-71. ISSN: 2536-6041.
- [23] Agorua, U. N., Sikoki, F. D. and Vincent-Akpu. I. F. (2021). Length-weight relationships and condition factor of fish species of Oguta Lake, Imo state, Nigeria. *Nigerian J. Fish.*, 18(1): 2181-2190.
- [24] Lederoun, D., Lalèyè, P. Vreven, E., Vandewalle, P. (2016). Length-weight and length-length relationships and condition factors of 30 actinopterygian fish from the Mono basin (Benin and Togo, West Africa). 40(4): 267-274. <https://hdl.handle.net/2268/249762>
- [25] Ahmad, F. M. Y., 2013. Length-weight relationships, relative condition factor, and relative weight of Characidae fish in Jebel Aulia Dam, Sudan. *Int. J. Mar. Atmos. Earth Sci.*, pp.1-7.
- [26] Nomwine, D. A., Diop, K., Djidohokpin, G., Ndiour, Y., Bolonga, A., Snoeks, J. and Musschoot, T. (2023). Length-weight and length-length relationships of 48 Senegalese freshwater fish species based on collection specimens. Length-weight and length-length relationships of 48 Senegalese freshwater fish species based on collection specimens., 47(3): 259-270. *Cybium*. <https://doi.org/10.26028/cybium/2023-015>.
- [27] Ogamba, E.N., Abowei, J.F.N. and Onugu, A. (2014). Length-weight relationship and condition factor of selected finfish species from Odi River, Niger Delta, Nigeria. *J. Aquat., Sci.*, 29(1), pp.1-12.

- [28] Mabika, N., Mag`ina, T. and Makoni, T. (2024). Length-weight relationship and condition factor for five common fish species in a recently constructed reservoir (Tugwi-Mukosi Dam) – Zimbabwe. *Aquat., Res.*,7(2):83-92. DOI: <https://doi.org/10.3153/AR24008>.
- [29] Deng, O. O., Ajak, J. D. A. and Ayul, O. M. (2020). Length-weight relationship and condition factor of three commercial fish species in Juba – South Sudan. *IJRDO – J. Agri., Res.*, 6(12): 1-8. ISSN: 2455-7668. <https://doi.org/10.53555/ar.v6i12.4039>.
- [30] Karrar, Abeer. M., Awad-Elkareem, Manal, M. Al, A. S. (2016). Length-weight relationship and condition factor of Nile Tilapia (*Oreochromis niloticus*, Trewavas) from White Nile, Sudan. *Environ., Nat., Resour., Inter., J.* 1(1): 77-84. ISSN: 1858-7755.
- [31] Abdalla, M. Y. M., Abdelhalim, A. I., Alawad, A. N., Shuaib, M. E. and Elhassan, M. M. (2023). Some biological parameters of Nile Tilapia, *Oreochromis niloticus* L. 1758, from Atbara River and Khashm El-Girba reservoir, Eastern Sudan. *J. Fish., Mar., Res.*, 7(3): 97-107. DOI: <https://doi.org/10.21776/ub.jfmr.2023.007.03.11>.
- [32] Omer, O. M., Abdalla, A. H., Hagar, E. A. and Mahmoud, Z. N. (2022). Somebody relationships in 15 populations of two Nile Cichlids in the Sudan. *Napata Sci., J.* 1(1): 45-57. URL: <http://dspace.napata.edu.sd/handle/123456789/11>.
- [33] Olagbemide P. T and Owolabi O. D (2023). Length-Weight Relationship and Condition Factor of *Oreochromis niloticus* (Linnaeus, 1758) in Selected Tropical Reservoirs of Ekiti State, Southwest Nigeria. *J. experiment., biol., Agricul., sci.*, p 707–719. <https://orcid.org/0000-0003-4127-8132>.
- [34] Shalloof, K. A. Sh. and El-Far, A. M. (2017). Length-weight relationship and condition factor of some fishes from the River Nile in Egypt with special reference to four Tilapia species. *Egyptian J. Aquat., Biol., & Fish.*, 21(2): 33-46.
- [35] Agumassie, T. (2018). Overview of length-weight relationship, condition factor and size at first maturity of Nile Tilapia *Oreochromis niloticus* (L.) in different water bodies of Ethiopia: A review. *Greener J. Bio., Sci.*, 8(3): 21-28. <http://doi.org/10.15580/GJBS.2018.3.060618077>.