

STUDY OF THE ELECTROPHYSICAL PROPERTIES OF "SURKHON-104" GRADE COTTON FIBERS ALLOYED WITH KMnO_4

ABSTRACT

In this article, the physical properties of cotton fibers sort of "Surkhon-104" with thermal treatment were studied. The main results of the research are as follows. The electrophysical and photoelectrical properties of cotton fibers doped with KMnO_4 were studied. The research was carried out in the temperature range of 300-360 K and voltage in the range of 0-100 V. Temperature dependence of electrical conductivity of cotton fibers was studied. It was proved that the current flowing from all samples prepared as a research object obeys Ohm's law. It was found that the photoconductivity caused by ultraviolet and visible light in the cotton fibers sample is mainly related to the formation of inter-zone electron-hole pairs. It was found that the electrical conductivity increased significantly due to the photogeneration of charge carriers. The long-term relaxation of photoconductivity was determined, which is related to the localization of electrons to $E_{12}=E_c-1,5$ eV levels.

Keywords: cotton fiber, electrical conductivity, photoconductivity, volt-ampere characteristic, diffusion

1. INTRODUCTION

Recently, plans have been made to investigate the physics of natural fibers. In particular, semiconducting properties of cotton fibers have been determined [1]. Cotton fibers alternate in crystalline and amorphous structures [2]. As a result of rapid evaluations of physical examination of natural semiconductor fibers in the body, it helped to create elements of electronic equipment, electronic moisture meter, diodes, photodiodes and transistors [3-8]. However, depending on the creations achieved, there are still many problems. The expansion of the building, its additional scope in the scientific direction opens wide opportunities for determining the electrophysical and optical settings of natural nanostructured semiconductor materials and for creating elements of discrete renewal of electronic devices based on them [10].

The physical condition of new cotton fibers "Surkhan-104" with fine fibers inside natural fibers has not been reported to date. In this article, we have studied the physical tests of the new thin fiber cotton fibers "Surkhan-104". The aforementioned fine-fiber cotton fibers were alloyed with KMnO_4 mixtures, and samples were prepared based on them, and the temperature dependence of electrical conductivity and photoconductivity spectrum were determined.

2. MATERIAL AND METHODS

Usually, the fibers from the ripened cotton seed are combed in a direction parallel to the surface of the flat object with a special comb. The parallel fibers were cut at 5 mm length, the fibers were washed several times with distilled water and dried at room temperature. For ohmic contact of the fibers, graphite and liquid glass are used. First, samples of untreated PTs were prepared, amplified from 0 to 100 V return, and the output volt-ampere characteristic (VAX) was determined. In this case, the current was $I_{\max} \leq 0,5$ nA. Treated with a 1.5% solution of KMnO_4 in distilled water, the PT was dried for 24 hours in a room and then diffused in a thermostatic device for 7-8 hours.

3. RESULTS AND DISCUSSION

VAX of the sample doped with KMnO_4 1,5% solution was determined. The experiments were carried out at room temperature. As the voltage increased from 0 to 100 V, the current increased to 50 nA. As we can see from the decay lamps in Figure 1, we can see that the current is increased by several 10 times in the KMnO_4 doped cotton fibers compared to the doped cotton fibers. This is a typical location specification for basic input semiconductors.

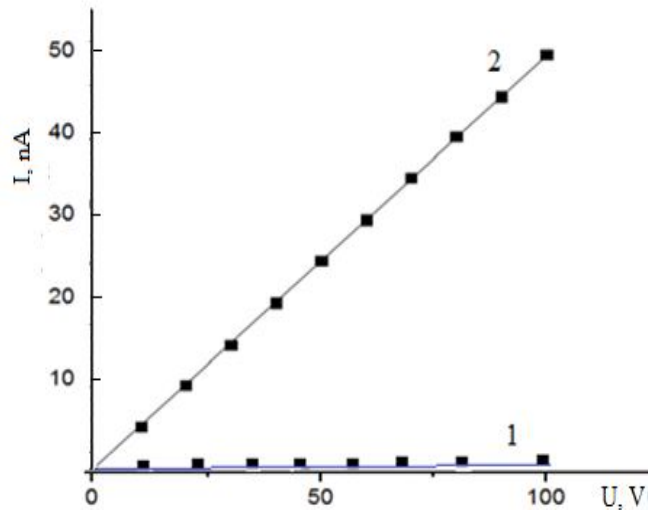


Figure 1. Volt-ampere characteristics of non-doped (1) and doped with KMnO_4 solution (2) "Surkhon-104" fine fiber cotton fibers. $T=300\text{K}$.

Generally, the conductivity of semiconductor materials varies exponentially with temperature. Cotton fibers have the same physical properties. For example, the electrical conductivity of cotton fibers is strengthened at room temperature. As the temperature increases, it can be seen that the electrical conductivity of cotton fibers also increases. It was found that "Surkhan-104" cotton fibers alloyed with KMnO_4 , when subjected to a constant voltage of 100 V, the electrical conductivity increased exponentially and the ionization energy $E_t=0,21\text{eV}$ was produced (Fig. 2).

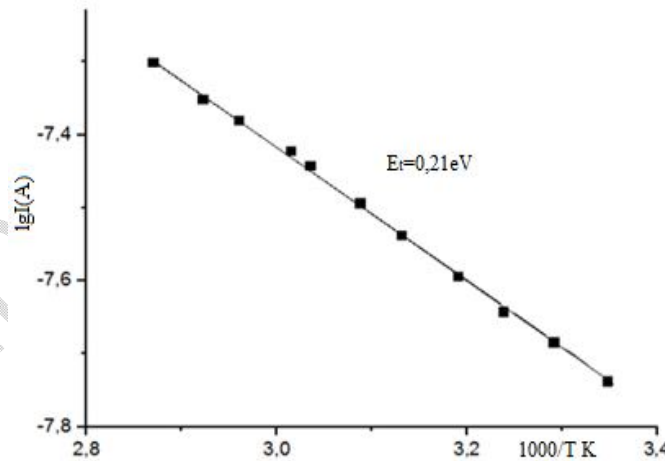


Figure 2. Temperature dependence of the electrical conductivity of "Surkhan-104" thin fiber cotton fibers doped with KMnO_4 . Voltage $U_{\text{const}}=100\text{V}$. Activation energy $E_t=0,21\text{ eV}$

Photoconduction kinetic is required to detect physical changes in semiconductors under the influence of light. The kinetics of photoconductivity of "Surkhan-104" new fine fiber cotton fibers added with KMnO_4 was studied during the regeneration process of ultraviolet (UV) light with energy $h\nu=5\text{ eV}$. According to the experiments, the photocurrent increased exponentially when the sample support was involved. A long-term relaxation of photoconduction was observed when the light beam was turned off (Fig. 3).

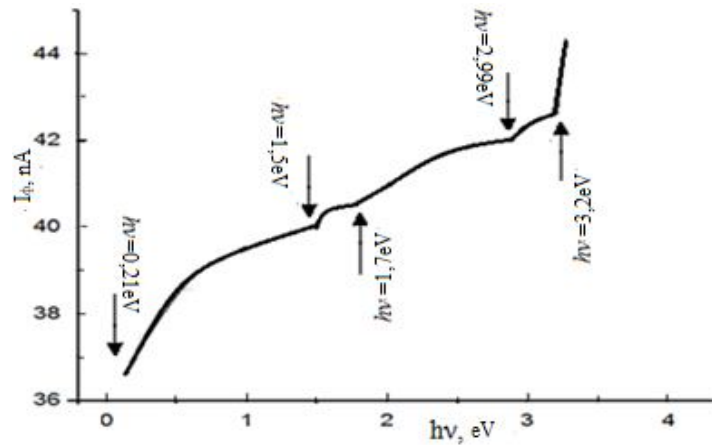


Figure 3. Change of electrical conductivity of "Surkhan-104" fine fiber cotton fibers doped with KMnO_4 1.5% solution under the influence of ultraviolet light. Voltage $U_{\text{const}}=100\text{V}$

Here, in the monotonic view of the photoconduction spectrum, the photoionization cross section of electrons for both levels is larger than the photoionization cross section of holes. Let us assume that n-type semiconductors undergo transitions to fullness levels with increasing UV intensity. The measurement results of electrons transferred from C-zone to E_t levels for V zones show that "Surkhan-104" forms two levels when processing new PT: $E_{t1}=E_c-0,21\text{ eV}$ and $E_{t2}=E_v+1,7\text{eV}$

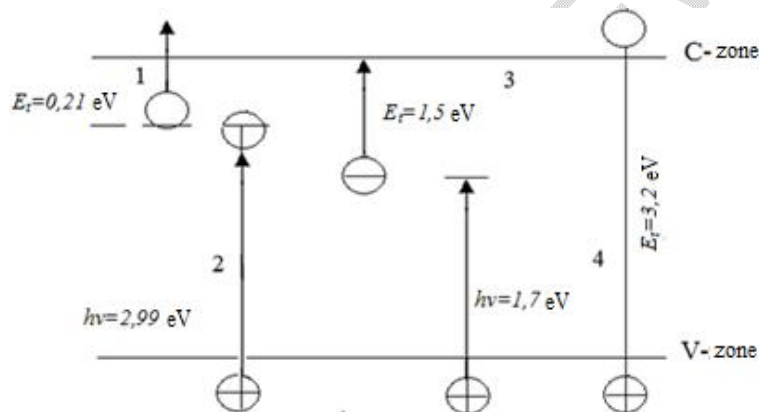


Figure 4. Zonal table of "Surkhan-104" thin fiber cotton fiber doped with KMnO_4

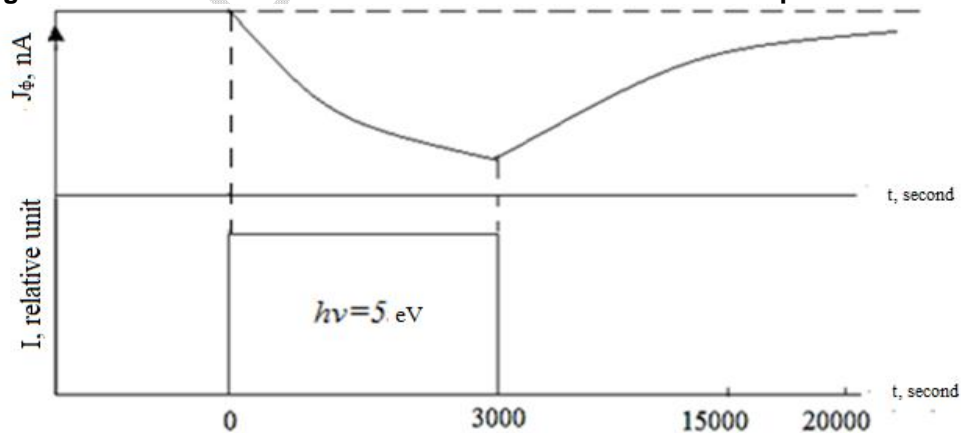


Figure 5. FO kinetics of the "Surkhan-104" thin-fiber PT sample doped with KMnO_4 solution in the off state, $T=300\text{K}$, shown by ultraviolet light

The "Surkhan-104" type fiber doped with KMnO_4 PT sample was observed to have unique process, negative photoconductivity phenomenon (Fig. 5). According to researches, in some materials, for example, various inorganic (doped-Si, PbTe, 2D materials), organic (graphene, carbon nanotubes) and organic-inorganic hybrid (haloid perovskites) materials recorded as a negative photoconductivity (NP). The opposite phenomenon is also regulated in the supplied power supply. The emergence of NP phenomena in semiconductors is still under discussion [9].

4. CONCLUSION

Electrophysical properties of "Surkhan-104" grade cotton fibers alloyed with KMnO_4 were studied. The technology of alloying KMnO_4 using the diffusion method is proposed. The volt-ampere characteristics of the sample, the temperature dependences of the electric current passing through the sample, the kinetics of photoconductivity (KP) (E_g -forbidden zone width) when the sample is illuminated with light with $h\nu \geq E_g$, and the photoconductivity spectra of "Surkhon-104" thin-fiber cotton fibers doped with KMnO_4 were studied. It was found that the structure of the volt-ampere characteristic is n^+i-n^+ linear.

Disclaimer (Artificial intelligence)

Option 1:

Author(s) hereby declare that NO generative AI technologies such as Large Language Models (ChatGPT, COPILOT, etc) and text-to-image generators have been used during writing or editing of manuscripts.

Option 2:

Author(s) hereby declare that generative AI technologies such as Large Language Models, etc have been used during writing or editing of manuscripts. This explanation will include the name, version, model, and source of the generative AI technology and as well as all input prompts provided to the generative AI technology

Details of the AI usage are given below:

- 1.
- 2.
- 3.

REFERENCES

1. Mamadalimov A.T., Khabibullaev P.K., Shermatov M. Some problems of modifying the physical properties of cotton tolass. UFZh 1999 T.1. No. 6, b. 465.
2. Usmanov Kh.U., Nikonovich G.V. Electron microscopy of cellulose. Tashkent. Publishing house of the Academy of Sciences of the UzSSR. 1962. 264 pages.
3. Zakirov A.S., Yuldashev Sh.U., Cho H.D., Lee J.C., Kang T.W. and Mamadalimov A.T. Organic photodiodes on the base of cotton fibers/polymer composite. Journal of Applied Physics 110, 114522 (2011).
4. Giorgio Mattana, Piero Cosseddu, Beatrice Fraboni, George G.Malliaras, Juan P.Hinestroza, Annalisa Bonfiglio. Organic electronics on natural cotton fibres. Organic electronics 12 (2011) 2033-2039. УДК 621.382:530.93:365.2
5. Mamadalimov A.T., Khakimova N.K., Khamdamov J.J., NorkulovSh.B., Kuzieva R.B., SayfullaevSh.A., Tuymurodov D.I. Photoconductivity of cotton fibers doped with iodine. ASU "Scientific Bulletin" magazine #2. 2016 pp. 17-20.
6. Mamadalimov A.T., Hinestroza J.P., Hamdamov J.J., Khakimova N.K. Effect of temperature on electrophysical properties of natural fibers. Materials of the Republican Scientific Conference "Non-equilibrium Processes in Semiconductors and Semiconductor Structures" for the 70th Anniversary of Academician AN RUz A.T. Mamadalimova. Tashkent - 2017. UzMU, str. 168-170.
7. Khakimova N.K. Physical properties of natural semiconductor fibers. Dissertation. T.: 2019.
8. A.T.Mamadalimov, Z.A.Dodoboev, K.Makhmudov, Sh.Tuichiev, M.Shermatov. Photoconductivity of cotton fibers. Reports of the Academy of Sciences of the Republic of Uzbekistan 1995 No. 5-6. pp.22-24.
9. Tailor N.K., Aranda C.A., Saliba M., Satapathi S. Negative Photoconductivity: Bizarre Physics in Semiconductors // ACS Materials Letters. 2022. V.4. Pp. 2298–2320.
10. Chorshanbiev NE. Inheritance And Variability Of Boll Weight In F1-F2 Plants Of Fine-Fiber Cotton Varieties. Theoretical & Applied Science. 2020(7):180-5.

UNDER PEER REVIEW