

“Effect of plant growth regulators and micronutrients on growth, flowering and corm production in gladiolus (*Gladiolus grandiflorus* L.) cv. NovaLux”

Introduction:

Gladiolus (*Gladiolus grandiflorus* L.), commonly known as “Sword Lily”. It is a significant monocotyledonous flowering perennial bulbous plant belonging to the family Iridaceae. Often referred as “Queen of Bulbous” flower. *Gladiolus* is highly esteemed for its role in the cutflower industry. The genus “*Gladiolus*” includes 260 species, with 250 species native to sub-Saharan Africa and 10 species from Eurasia. The chromosome number is $n=15$, with most South African species being diploid ($2n=30$). The name “*gladiolus*” is derived from the Latin word “*gladius*” meaning “sword” referring to the sword-shaped leaves of the plant. The flowers open sequentially from the bottom to the top of the spike. The commercial cultivation of *gladiolus* is prominent in countries like India, Japan, the Netherlands, the United Kingdom, and the United States. Domestic Flower Markets: Delhi, Kolkata, Bangalore, Mumbai, and Hyderabad are major markets for *gladiolus* in India. Position in World Trade: *Gladiolus* holds the fourth position in the global trade of bulbous flowers (Kumar *et al.*, 2007). Leading states are Kerala (16.5%), Tamil Nadu (13.3%), Karnataka (11.4%), Madhya Pradesh (11.1%), Uttar Pradesh (7%), and production wise Loose Flowers 14.15 thousand tonnes, Cut Flowers: 246.62 thousand tonnes (NHB data, 2020-21). *Gladiolus* remains a vital crop in floriculture, contributing significantly to both domestic and international flower markets due to its aesthetic appeal and economic value.

MATERIALS AND METHODS:

The present study was conducted to investigate the “Effect of plant growth regulators and micronutrients on the effect of growth, flowering, and yield attributes of *Gladiolus* (*Gladiolus grandiflorus* L.) cv. NovaLux”. The experiment was carried out during the 2022-2023 session at the experimental field of the Department of Horticulture, Janta College, Bakewar, Etawah (U.P.). Healthy, uniform-sized corms were treated with Bavistin (0.2%) and planted in October. The experiment followed a randomized block design with ten treatments and three replications. The spacing between rows and plants was maintained at 25 cm. During studies different treatments: T₁: Control (RDF), T₂: ZnSO₄ (0.2%), T₃: ZnSO₄ (0.5%), T₄: FeSO₄ (0.2%), T₅: FeSO₄ (0.5%), T₆: GA (200 ppm), T₇: ZnSO₄ (0.2%) + FeSO₄ (0.2%) + GA (200 ppm), T₈: ZnSO₄ (0.5%) + FeSO₄ (0.5%) + GA (200 ppm), T₉: ZnSO₄ (0.5%) + FeSO₄ (0.2%) + GA (200 ppm), T₁₀: ZnSO₄ (0.2%) + FeSO₄ (0.5%) + GA (200 ppm). The following parameters were recorded during course of studies are Number of sprouts per corm, Plant height at 30 days after planting (DAP), Number of leaves per plant, Width of leaves per plant, Days to spike initiation, Number of spikes per plant, Days to opening of the first floret, Length of spike (cm), Diameter of corm (cm), Number of

corms per plot, Average weight of a single corm (g). The data collected were statistically analyzed following the method described by Panse and Sukhatme (1985), with results evaluated at a 5% level of significance.

This study aims to determine the optimal combination of plant growth regulators and micronutrients to enhance the vegetative growth, flowering, and yield of gladiolus, providing valuable insights for floriculture practices.

RESULTS AND DISCUSSION

Influence of Plant Growth Regulators and Micronutrients on Vegetative Characters of Gladiolus:

The data on various vegetative growth, flowering, and corm yield traits were recorded and analyzed, as depicted in Table 1. The results revealed that maximum number of sprouts per corm, in treatment T₉ (ZnSO₄ 0.5% + FeSO₄ 0.2% + GA 200 ppm) is 3.32 followed by

T₇ (ZnSO₄ 0.2% + FeSO₄ 0.2% + GA 200 ppm) 2.67, while minimum was observed in treatment T₁ (Control) 1.68. These results conform to the findings of Chopde *et al.* (2015) and Deepika *et al.* (2019), who reported that foliar application of GA, FeSO₄ and ZnSO₄ promotes the number of sprouts per corm. The maximum plant height is noted in treatment T₁₀ (ZnSO₄ 0.2% + FeSO₄ 0.5% + GA 200 ppm) 59.53 cm followed by T₂ (ZnSO₄ 0.2%) 56.82 cm whereas the minimum was taken in T₁ (Control) 41.35 cm. These findings align with the results of Mishra *et al.* (2018) and Patel *et al.* (2017), who reported that the application of GA @ 200 ppm and FeSO₄ 0.5% + ZnSO₄ 0.25% significantly increases plant height. The highest number of leaves per plant was observed in T₁₀ (ZnSO₄ 0.2% + FeSO₄ 0.5% + GA 200 ppm) 9.13 followed by T₇ (ZnSO₄ 0.2% + FeSO₄ 0.2% + GA 200 ppm) 8.88, while lowest was noted in T₁ (Control)

6.64. These results conform to the findings of Lahijie (2012), Kumar and Haripriya (2010), and Tamrakar *et al.* (2018), who reported that foliar application of GA, FeSO₄ and ZnSO₄ promotes the number of leaves per plant.

The maximum width of Leaves per plant were observed in treatment T₁₀ (ZnSO₄ 0.2% + FeSO₄ 0.5% + GA 200 ppm) 9.13 cm followed by T₇ (ZnSO₄ 0.2% + FeSO₄ 0.2% + GA 200 ppm) 8.88 cm whereas minimum was recorded in T₁ (Control): 6.64 cm. These findings are in line with those of Dogra *et al.* (2012), who reported that maximum leaf width was recorded at 300 ppm GA. Deepika *et al.* (2019) and Tamrakar *et al.* (2018) also reported significant increases in leaf width under the foliar application of FeSO₄ and ZnSO₄ (0.5%) and GA @ 200 ppm, respectively.

Table 1: Influence of Plant Growth regulators and Micronutrients on Vegetative Characters of Gladiolus

	Vegetative Characteristics
--	----------------------------

TreatmentsCombinations	Number of sprouts per corms	Height of plant in cm(30DAP)	Number of leaves per plant at 30DAP	width of leaves per plant at 30DAP
T ₁ -Control(RDF)	1.68	41.35	6.64	2.58
T ₂ -ZnSO ₄ (0.2%)	2.01	56.82	7.78	3.08
T ₃ -ZnSO ₄ (0.5%)	2.26	56.53	8.73	3.01
T ₄ -FeSO ₄ (0.2%)	2.17	51.36	7.20	2.75
T ₅ -FeSO ₄ (0.5%)	2.51	55.80	8.81	2.99
T ₆ -GA ₃ (200ppm)	2.38	53.00	8.76	3.07
T ₇ - ZnSO ₄ (0.2%)+FeSO ₄ (0.2%)+GA ₃ (200ppm)	2.67	55.50	8.88	3.10
T ₈ -ZnSO ₄ (0.5%)+FeSO ₄ (0.5%)+GA ₃ (200ppm)	2.19	54.95	8.29	3.28
T ₉ -ZnSO ₄ (0.5%)+FeSO ₄ (0.2%)+GA ₃ (200ppm)	3.32	54.06	8.21	3.50
T ₁₀ - ZnSO ₄ (0.2%) +FeSO ₄ (0.5%)+GA ₃ (200ppm)	2.48	59.53	9.13	3.23
S.E.(m)	0.27	1.97	0.42	0.16
CDat5%	0.83	5.92	1.27	0.49

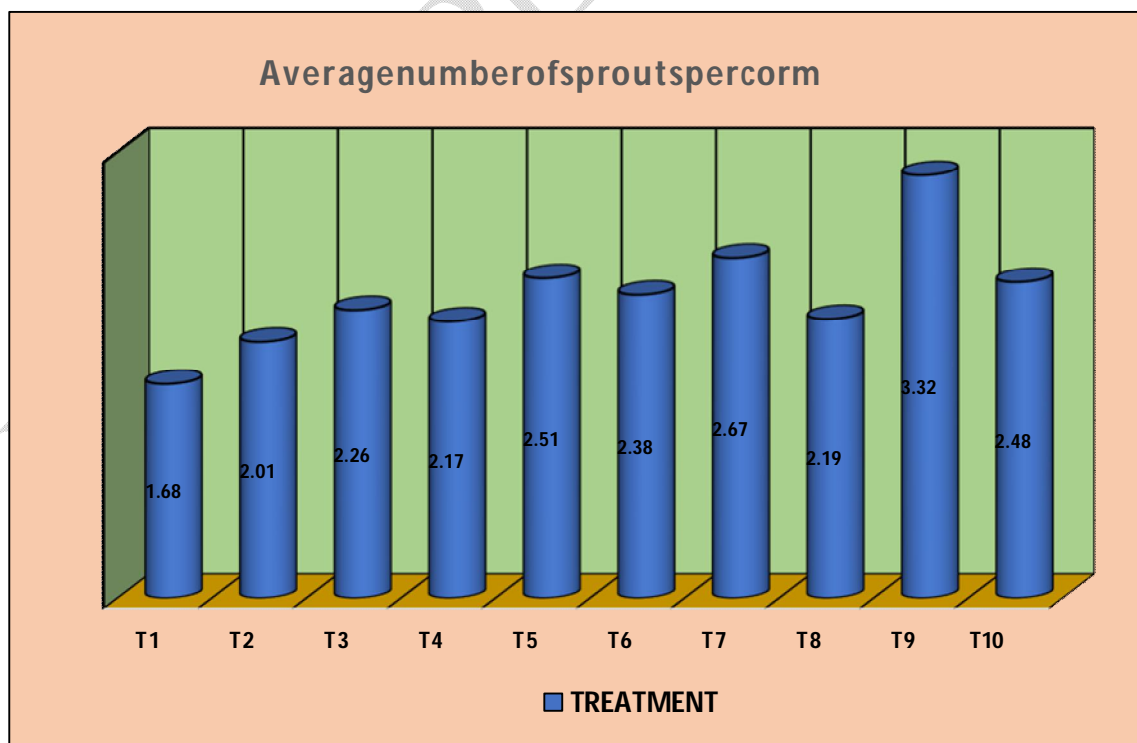


Fig 1 :Average number of sprouts per corm

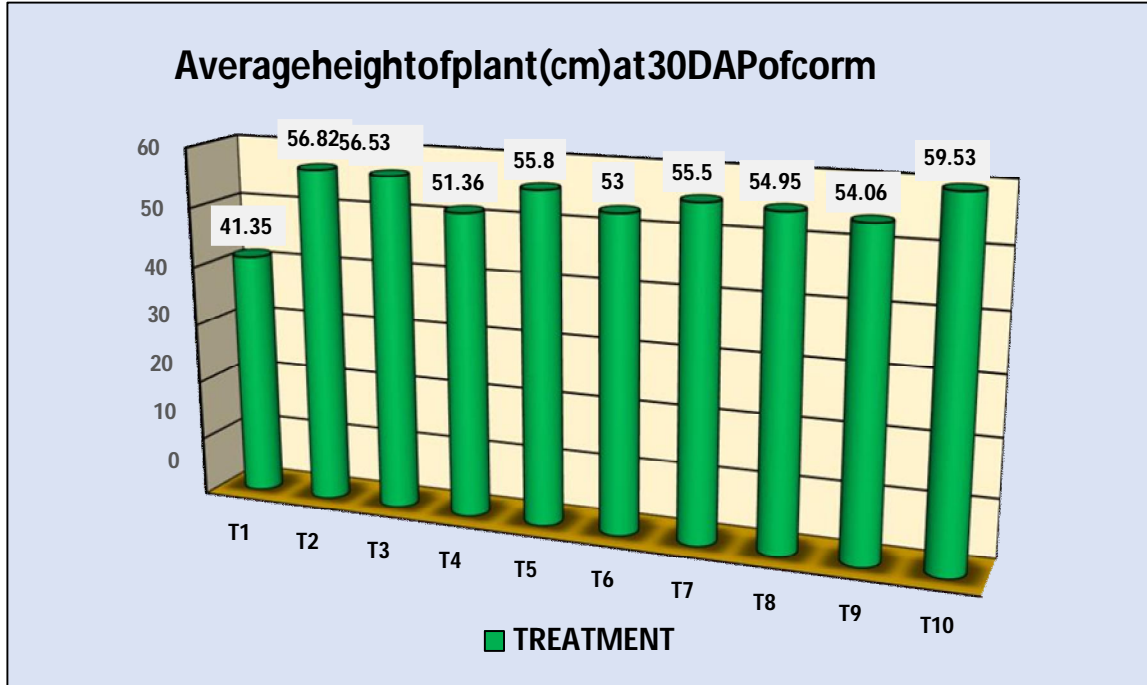


Fig 2: Average height of plant (cm) at 30 DAP of corm

Influence of Plant Growth Regulators and Micronutrients on Flowering Characters of Gladiolus:

The results are shown that the minimum days to spike emergence In treatment treated with T₁₀ (ZnSO₄ 0.2% + FeSO₄ 0.5% + GA 200 ppm) 71.62 DAP followed by T₅ (FeSO₄ 0.5%) 71.88 DAP, while maximum was observed in treatment T₁ (Control) 77.21 DAP. These results are consistent with the findings of Dhumal *et al.* (2018), who reported that soaking tuberose bulbs in 160 ppm GA solution for 24 hours before planting significantly reduced the days to spike emergence. The maximum number of spikes per plant were observed in T₉ (ZnSO₄ 0.5% + FeSO₄ 0.2% + GA 200 ppm) 3.66, followed by T₁₀ (ZnSO₄ 0.2% + FeSO₄ 0.5% + GA 200 ppm) 2.81 while minimum was taken in T₁ (Control) 1.88. These findings align with Padmalatha and Reddy (2013), who reported that GA 150 ppm was effective

in increasing the number of spikes per planting gladiolus. Minimum daystaken to first floret open noted in T₁₀ (ZnSO₄ 0.2% + FeSO₄ 0.5% + GA 200 ppm) 80.10 DAP, followed by T₈ (ZnSO₄ 0.5% + FeSO₄ 0.5% + GA 200 ppm) 80.25 DAP whereas maximum was observed in treatment T₁ (Control)

85.29 DAP. These results conform to the findings of Lahijie (2012) and Rashmi and Bhagwan Deen (2017), who reported that GA₃ @ 200 ppm significantly reduced the days to first floret opening. Highest length of spikes recorded in treatment T₈ (ZnSO₄ 0.5% + FeSO₄ 0.5% + GA₃ 200 ppm) 75.36 cm followed by T₁ (Control) 65.10 cm. These findings are consistent with Shoura *et al.* (2018), who revealed that GA₃ application increased the length of the spike compared to other treatments. Reddy *et al.* (2012) also reported similar results.

Table 2: Influenced of Plant Growth regulators and Micronutrient on Flowering Characters of Gladiolus:

Treatments Combinations	Flowering Characteristics			
	Days to initiation of spike	Number of spike per plant	Days to opening of first floret	Length of spike (cm)
T ₁ -Control (RDF)	77.21	1.88	85.29	65.10
T ₂ -ZnSO ₄ (0.2%)	73.81	2.14	80.70	69.07
T ₃ -ZnSO ₄ (0.5%)	73.40	2.29	81.66	69.81
T ₄ -FeSO ₄ (0.2%)	72.70	2.29	81.99	71.62
T ₅ -FeSO ₄ (0.5%)	71.88	2.29	81.03	71.29
T ₆ -GA ₃ (200ppm)	73.99	2.70	82.18	71.51
T ₇ - ZnSO ₄ (0.2%)+FeSO ₄ (0.2%)+GA ₃ (200ppm)	74.70	2.47	82.14	72.10
T ₈ - ZnSO ₄ (0.5%)+FeSO ₄ (0.5%)+GA ₃ (200ppm)	72.95	2.21	80.25	75.36
T ₉ - ZnSO ₄ (0.5%) +FeSO ₄ (0.2%)+GA ₃ (200ppm)	72.84	3.66	81.92	71.40
T ₁₀ - ZnSO ₄ (0.2%) + FeSO ₄ (0.5%)+GA ₃ (200ppm)	71.62	2.81	80.10	70.92
S.E.(m)	1.00	0.24	0.81	1.59
CD at 5%	2.99	0.73	2.43	4.78

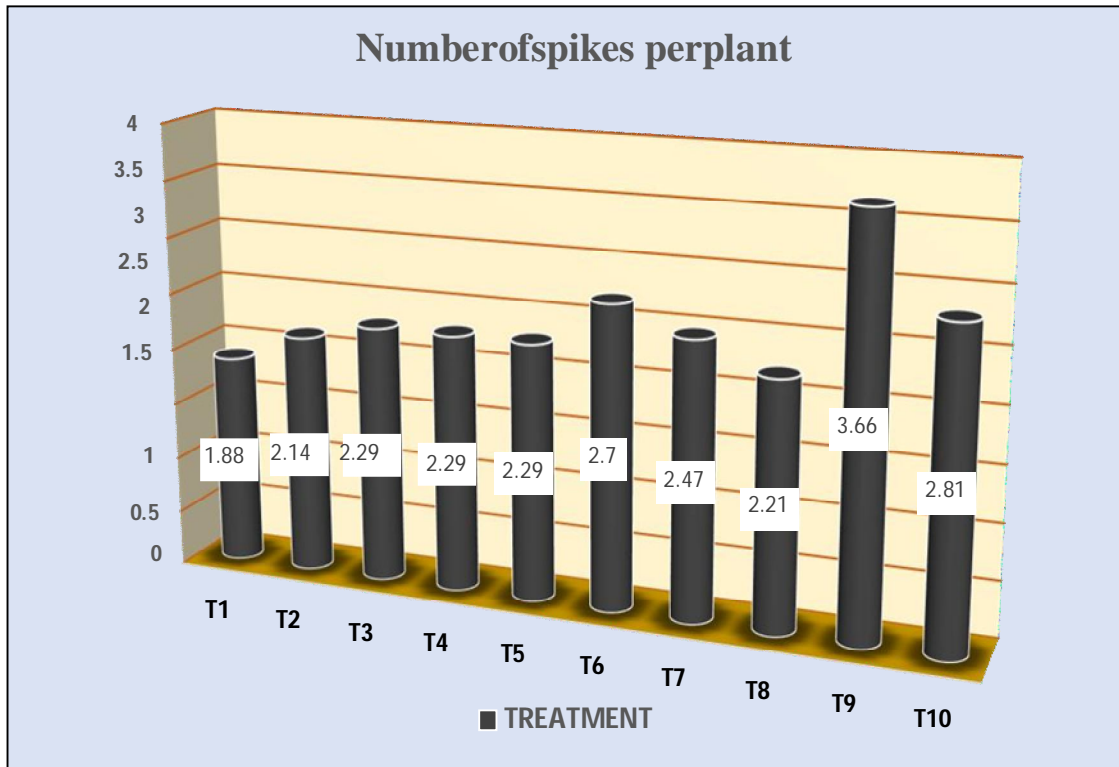


Fig 3 :Number of spikes per plant

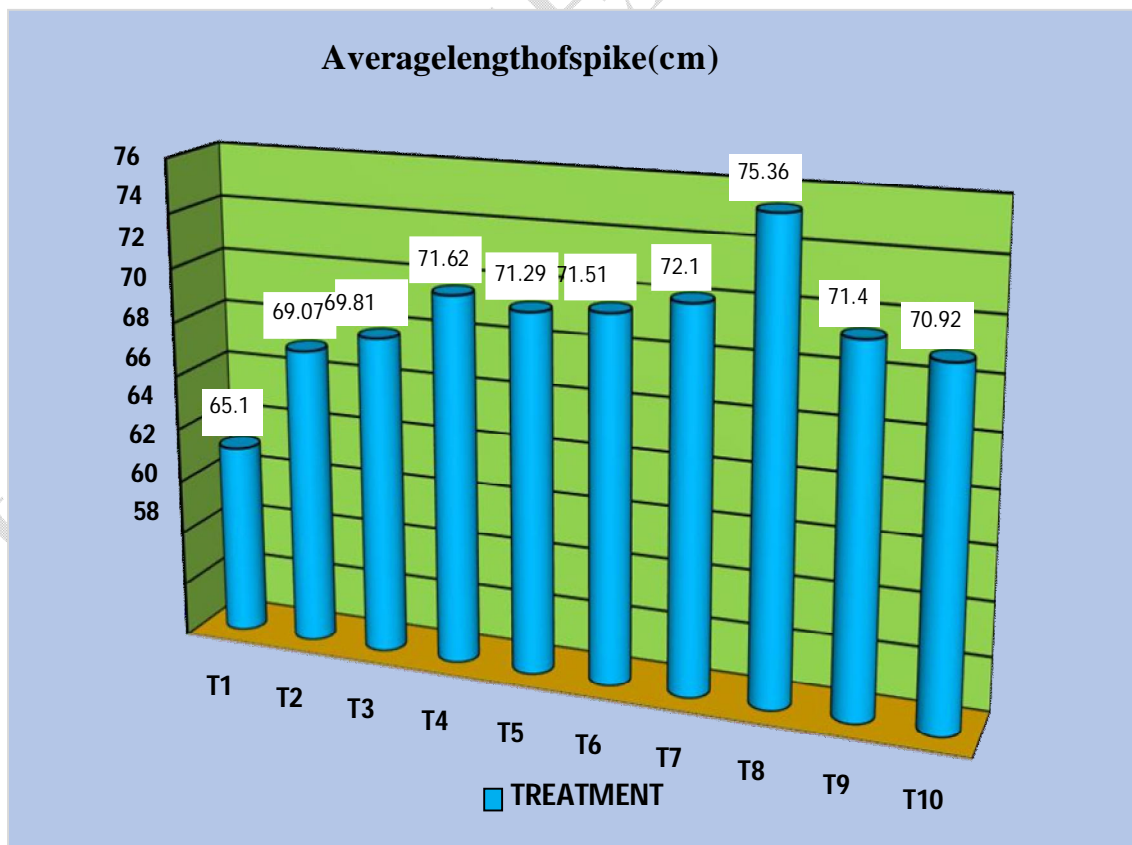


Fig 4 :Average length of spike (cm)

Influence of Plant Growth Regulators and Micronutrients on Corm Yield Traits of Gladiolus:

The data on corm yield traits were recorded and analyzed, as depicted in Table 3. The results are indicated that maximum diameter of corm were observed in treatment T₉ (ZnSO₄ 0.5% + FeSO₄ 0.2% + GA₃ 200 ppm) 10.36 cm followed by T₈ (ZnSO₄ 0.5% + FeSO₄ 0.5% + GA₃ 200 ppm) 9.43 cm while minimum was taken in treatment T₁ (Control) 6.83 cm. These results are consistent with the findings of Rashmi and Bhagwan Deen (2017), who reported that the diameter of corms was significantly improved by the use of GA₃ @ 200 ppm compared to other treatments. The maximum number of corms per plant were recorded in treatment treated with T₇ (ZnSO₄ 0.2% + FeSO₄ 0.2% + GA₃ 200 ppm) and T₈ (ZnSO₄ 0.5% + FeSO₄ 0.5% + GA₃ 200 ppm) 27.00 whereas minimum was noted in T₁ (Control) 15.66. These findings corroborate with Devi *et al.* (2006), who reported that the application of GA₃, specifically 100 ppm, improved the number of corms per plant. The maximum weight of corms was recorded in treatment treated with T₈ (ZnSO₄ 0.5% + FeSO₄ 0.5% + GA₃ 200 ppm) 211.20 g followed by T₉ (ZnSO₄ 0.5% + FeSO₄ 0.2% + GA₃ 200 ppm): 209.61 g while minimum was found in T₂ (ZnSO₄ 0.2%) 157.97 g. These results align with Rashid (2018), who reported that maximum corm weight was achieved by soaking corms in GA₃ @ 500 ppm for 12 hours and then shaded drying.

Table 3: Influence of Plant Growth Regulators and Micronutrients on Corm Yield Traits of Gladiolus:

Treatments Combinations	Corms Characteristics		
	Diameter of corm (cm)	Number of corms per plant	Average weight of single corm (g)
T ₁ -Control (RDF)	6.83	15.66	162.95
T ₂ -ZnSO ₄ (0.2%)	7.20	18.33	157.97
T ₃ -ZnSO ₄ (0.5%)	6.90	20.33	164.19
T ₄ -FeSO ₄ (0.2%)	7.23	20.66	166.16
T ₅ -FeSO ₄ (0.5%)	7.90	23.00	178.86
T ₆ -GA ₃ (200ppm)	8.23	24.00	194.30
T ₇ - ZnSO ₄ (0.2%)(0.2%)+ GA ₃ (200ppm) +FeSO ₄	7.96	27.00	205.82
T ₈ -ZnSO ₄ (0.5%)(0.5%)+GA ₃ (200ppm) +FeSO ₄	9.43	27.00	211.20
T ₉ - ZnSO ₄ (0.5%) +FeSO ₄ (0.2%)+GA ₃ (200ppm)	10.36	26.00	209.61
T ₁₀ - ZnSO ₄ (0.2%)(0.5%)+GA ₃ (200ppm) +FeSO ₄	9.06	24.00	202.57
S.E.(m)	0.23	1.78	7.70
CD at 5%	0.69	5.34	23.07

Conclusion:

Based on the findings of the present investigation, it can be concluded that the application of ZnSO₄ (0.2%) + FeSO₄ (0.5%) + GA (200 ppm) is highly beneficial for enhancing

the commercial traits of *Gladiolus* cv. NovaLux. This combination of plant growth regulators and micronutrients resulted in: Increased number of sprouts per corm: Higher number of sprouts was observed with this treatment. Improved plant height: The tallest plants were achieved under this treatment. Enhanced number of leaves and leaf width: More leaves and wider leaves were recorded.

Earlier spike emergence and First floret opening: This treatment led to earlier flowering. Longer spike length: The longest spikes were observed with this combination. Larger corm diameter: The diameter of corms was significantly improved. Higher Number of corms per plot and greater corm weight: Both metrics were maximized with this treatment. Overall, this combination of ZnSO₄, FeSO₄, and GA supports better growth, flowering, and yield parameters, making it highly effective for improving the commercial viability of *Gladiolus* cv. NovaLux.

References:

Here's a formatted list of the references for your research:

- Chopde, N., Patil, A., & Bhande, M. H. (2015).** Growth, yield and quality of gladiolus as influenced by growth regulators and methods of application. *Plant Archives*, 15(2), 691-694.
- Deepika, B. M., Mohanalakshmi, N., Shoba, & Backiyavathy, M. R. (2019).** Studies on influence of soil and foliar application of FeSO₄ and ZnSO₄ on growth and yield of curry leaf (*Murrayakoenigii* Spreng.). *International Journal of Chemical Studies*, 7(3), 1669-1671.
- Dogra, S., Pandey, R. K., & Bhat, D. J. (2012).** Influence of gibberellic acid and plant geometry on growth, flowering, and corm production in gladiolus (*Gladiolus grandiflorus*) under Jammu agro-climate. *International Journal of Pharmacology and Biological Sciences*, 3(4), 1083-1090.
- Dhumal, S. S., Kaur, M., Dalave, P., Garande, V. K., Pawar, R. D., & Ambad, S. S. (2018).** Regulation of growth and flowering in tuberose with application of bio-regulators. *International Journal of Current Microbiology and Applied Sciences*, 7(9), 1622-1626.
- Kumar, P. N., Misra, R. L., Dhiman, S. R., Ganga, M., & Lalitha, K. (2017).** Effect of micronutrient spray on growth and flowering of chrysanthemum. *Indian Journal of Agricultural Sciences*, 79(6), 426-432.

Lahiji, M.F. (2012). Effect of growth regulators in corm production, growth, and development of corm in gladiolus varieties (Rose Supreme, White Prosperity). *International Journal of Agronomy and Plant Production*, 4(12), 3186-3191.

Mishra, A., Singh, A. K., & Kumar, A. (2018). Effect of foliar feeding of zinc and iron on flowering and yield attributes of gladiolus (*Gladiolus grandiflorus* L.) Cv. Nova Lux. *Plant Archives*, 18(2), 1355-1358.

Padmalatha, T., Reddy, G. S., Chandrasekhar, R., Shankar, A. S., & Chaturvedi, A. (2013). Effect of pre-planting soaking of corms with chemicals and plant growth regulators on dormancy breaking and corm and cormel production in gladiolus. *International Journal of Plant, Animal and Environmental Sciences*, 3(1), 28-33.

Rashid, M. H. A. (2018). Influence of size and plant growth regulators on corm and cormel production of gladiolus (*Gladiolus grandiflorus* L.). *Progressive Agriculture*, 29(2), 91-98.

Rashmi, & Bhagwan Deen. (2017). Effect of pre-soaking of corms in plant growth regulator on growth and flowering of gladiolus (*Gladiolus grandiflorus* L.) Cv. American Beauty. *International Journal of Current Microbiology and Applied Sciences*, 6(12), 455-460.

Reddy, G., Venkata, Subba, & Rao, M.B. (2012). Precision foliar application of zinc to improve the growth and yield of gladiolus. *Journal of Agriculture (AIPA)*.