

Potassium Heterogenous distribution in soil and its uptake by *Zea mays* l.

ABSTRACT

Potassium (K) is an essential nutrient on the growth and development of plants. This study investigated the uptake of potassium by *Zea mays* in heterogeneous soil distribution towards increasing the availability of this nutrient in plants, animals and human foods. A greenhouse pot experiment was conducted with *Zea mays* grown under control, (0mg/kg K added) homogeneous(100mg/kg K added), and heterogeneous (stimulated realistic heterogeneity) of K for 6 weeks after germination and initial establishment for 4 weeks. Shoots and root at harvest were analyzed using Atomic Absorption Spectrometer (AAS), Thermos Fisher Scientific Model 3000ICE after acid digestion with Nitric acid. Data collected were analyzed using SPSS version 25 for windows, deploying appropriate statistical tools. The mean shoot K concentration in control, homogenous and heterogeneous treatment were 11460 ± 250 mg/kg, 1401 ± 117 mg/kg and 11188 ± 222 mg/kg respectively while the mean root K concentration in control, homogenous and heterogeneous treatment were 11581 ± 96 mg/kg, 12018 ± 286 mg/kg, and 8066.2 ± 1468 mg/kg respectively. There was a significant difference ($p < 0.05$) in the root and shoot potassium concentrations between treatments. However the root potassium concentration of the control treatment was two to three times as much as that of the homogenous and heterogeneous treatments. The homogenous shoot potassium concentration was the lowest 1401 ± 117 mg/kg and two times higher than that of the control and heterogeneous treatments which suggest low translocation of potassium from the roots to the shoot in homogenous soil condition. Potassium concentration on all treatments were 2 to 3 times as high the WHO standard limit which may pose health risk. However the risk depends on the frequency of consumption and the plant part consumed. The concentration factor (CF) for control, homogeneous, and heterogeneous were 0.84, 0.69 and 0.10 respectively. The concentration factor (CF) did not differ between treatments. This study showed that this *Zea mays* plants uptake potassium from varying soil conditions and effectively translocate them to the above ground. This has implications for approving the availability of those nutrients in plants and animals.

INTRODUCTION

Superficial fertiliser bands and no-till farming alter soil nutrient transport (Rengel, 1999). Roots grow and absorb more nutrients in nutrient-rich zones (Drew and Saker, 1978; Robinson, 1996). In phosphorus-deficient soils, roots produce organic and inorganic compounds that mobilise potassium from sparingly soluble sources (Rengel, 2002). Optimises soil and plant potassium use. (2008) Ma, Rengel although plant responses to soil nutrient and pollutant variability are well established, their regulatory systems are not.

Sizes of natural soil nutrients affect plant growth and dissemination (Stein *et al.*, 2014). Intraspecific competition, population dynamics, community structure, and ecosystem function are affected by soil nutrient fluctuations in plants (Tamme *et al.*, 2016). Even with the same nutrients, diverse soils help plants (Liu *et al.*, 2020). In diverse contexts, foraging lets plants obtain more resources from resource-rich locations (Gao *et al.*, 2012). The average adult has 140g potassium. Most meals contain potassium, with nuts and seeds containing 1% and yeast extract or coffee 3–4%. Consume 3.5 g daily. Systemic potassium (Emsley, 2011). This cation enhances cell osmolality.

Nerve stimulation is its key function (Emsley, 2011). Plasma potassium is 3.5–5.0 mmol/L lower than intracellular potassium (Emsley, 2011). Plasma potassium

management is multifaceted. Example: renal excretion (Pohl *et al.*, 2018). The sodium/potassium-ATPase pump is vital (Pohl *et al.*, 2018).

Shoot allocation may alter root responses to fluctuating nutrient supply since root growth and carboxylate exudation need considerable potassium expenditure (Dunbabin *et al.*, 2001). Barley root exudation and assimilation enhanced in potassium nitrate-enriched soil (Paterson *et al.*, 2006).

Potassium is essential to plants. Plant cells need potassium for osmoregulation, photosynthesis, electrical neutralisation, metabolite transport, and enzyme activation (Amtman *et al.*, 2005). For 20%–33% of maize growth and development, potassium is applied less than nitrogen and phosphorus (Wu *et al.*, 2015). Roots absorb most nutrients. Root activity and form affect crop growth and soil nutrient absorption (Sattelmacher, 1994). Nutritional stress affected root nutrient uptake (Wu and Ma, 2009). Potassium-efficient rice genotypes absorb more, have larger roots, and have more root-soil contact (Yung *et al.*, 2003).

Bioavailable soil micronutrients affect soil fertility, quality, plant production, and ecology (Gallardo *et al.*, 2019). Nutritional potassium yields large, consistent, high-quality crops (Gallardo *et al.*, 2019). The crust, plants, and animals contain potassium (Gallardo *et al.*, 2019). Normal agriculture depletes potassium despite crops needing the same amount due to nutritional imbalance (Sardans and

Penuelas, 2015). Underdeveloped countries' fertilisers have less potassium than crops (Sardans and Penuelas, 2015).

Thus, potassium and soil fertility fall (Sardans and Penuelas, 2015). Potassium affects most biochemical and biophysiological processes and catalyses enzymes (Sardans and Penuelas, 2015). It turns photosynthetic components in fruits, grains, and tuberculi into fibres, proteins, lipids, and vitamins (Traner *et al.*, 2018). Reduced potassium affects plant photosynthesis and glucose distribution (Traner *et al.*, 2018). Potassium improves plant metabolism and disease resistance (Traner *et al.*, 2018). Soft tissues and high cell levels of low-molecular-weight compounds characterise nitrogen-supplemented low-potassium plants (Traner *et al.*). Parasites devour sugars and other low-molecular-weight cells, rendering soft tissues ineffective mechanical barriers (Dreyer *et al.*, 2017). Pets need potassium. Major electrolyte with Na⁺ and Cl⁻.

The body has 120 g of potassium, a positive cation in 98% of cells (Dreyer *et al.*, 2017). 420 mg in red cells and 4-5 mg K/100 ml in blood serum indicate potassium consumption (Dreyer *et al.* 2017). Potassium affects cell metabolism and biochemistry (Jia *et al.*, 2018). Glucose and glycogen metabolism and aminoacid-based cell protein synthesis are its functions (Jia *et al.*, 2018). Daily potassium is needed for muscle growth, neurological, cardiovascular, and diuretic elimination (Jia *et al.*, 2018).

Potassium regulates cells and environment (Jia *et al.*, 2018). Sodium-potassium pumps introduce chemicals to cell membranes. Protein and cell components are potassium-based (Jia *et al.*, 2018).

Many plant and animal foods and drinks contain potassium. Many vegetables and fruits are good sources (FAO, 2009). In many countries, vegetables are mainstays and decrease blood pressure (FAO, 2009).

Dietary fibre and vegetables may promote intestinal transit, decrease cholesterol, regulate blood glucose, and transport minerals and phytochemicals from the fibre matrix (FAO, 2009). Increasing vegetable intake may lower saturated fats, trans fats, and high-calorie foods, improving diet (Dias, 2012). To maximise health advantages, eat a variety of vegetables because each provides phytonutrients (vitamins, minerals, dietary fibre, and phytochemicals) (Dias, 2012). Growing crops needs potassium. Irrational fertilisation and compound index reduce soil potassium, inhibiting rhizosphere growth (Hafsi *et al.*, 2011).

Environmental, plant physiology, soil, and agricultural techniques affect potassium (K) heterogeneity and uptake (Hell and Mendel, 2010). A potassium distribution research enhances soil management and the environment (Hell and Mendel, 2010).

Plants absorb potassium, changing animal diets. Wildlife and livestock eat potassium-rich vegetation (FAO, 2009). Understanding plant potassium absorption and food chain transport is crucial for animal health and productivity (Traner *et al.*,

2018). Humans need potassium for fluid, muscle, and brain homeostasis (Traner *et al.*, 2018). In well-nourished persons, potassium shortage is rare, however some groups or medical conditions require potassium monitoring. Crop potassium uptake study maintains food quality (Traner *et al.*, 2018).

The main aim of this study is to investigate the relationship between uptake of potassium (K) by *Zea mays* and spatial distribution towards increasing the availability of this nutrient in plants, animals and human foods.

UNDER PEER REVIEW

2. METHODS

2.1 Experimental Design

Excel computer models and Robust ANOVA, a visual basic software based on FORTRAN and previous work, were used to simulate one heterogeneity model to create field site and historical field experiment heterogeneity levels. Pot variability, plant species, and mean K concentrations were measured by Solomon-Wisdom et al. (2015).

Power analysis calculated the minimum replicates needed to detect a statistically significant treatment mean difference assuming normal distribution. Since the Kolmogorov Smirnov test showed normal distribution, seed germination data was used for power analysis.

Simulating in situ heterogeneity is impossible. Pots cannot simulate regional nutrient variation. Only field sampling can assess it. Due to this potential complexity, the heterogeneity model was created to reproduce the in situ heterogeneity of trace elements reported at this scale in field locations in an earlier study (Anibasa, 2020) with intermediate HF (1 to 3.22 at 20 m). At 1000 mg/kg mean concentration, all treatments replicated HF of 1.00, 1.25, 2.00, and 3.19. The simulation used the log-normal distribution from those field sites when GSD and HF rose. All treatments maintained 1000 mg/kg K C3. Establish seedlings swiftly without variation.

Cells	1	2	3	4	5
A	1000	1000	1000	1000	1000
B	1000	1000	1000	1000	1000
C	1000	1000	1000	1000	1000
D	1000	1000	1000	1000	1000
E	1000	1000	1000	1000	1000

List 1a: Homogeneous---GSD 0.0; robust mean=1000; HF=1.00

Cells	1	2	3	4	5
A	900	700	900	1100	900
B	1100	1100	1400	1400	1400
C	1100	700	1000	900	900
D	1100	900	1100	1800	900
E	900	1100	900	1100	700

List .1b: heterogeneous--GSD 0.1 Robust mean =1029; HF=1.2

2.2 Greenhouse Pot Trials

According to Anibasa (2016). The real marijuana study started with two nurseries. The seedlings have water leaf. A greenhouse held 10 Zea mays replicates for control, homogeneous, and heterogeneous treatments.

Solomon-Wisdom et al. (2015) method. 15 rigid square pots (14 X14 cm, 17 cm deep) were detergent-washed and tagged with plant species and homogeneous, heterogeneous, and control treatments. The pots were divided into a 5 by 5 2-dimensional grid with 25 mm square, 170 mm deep compartments using homemade cell dividers made from 1 mm transparent polyethylene terephthalate glycol (PETG) sheets This helped heterogeneity models.

After removal, thin PETG preserved heterogeneity by reducing column collapse. The growth media compartments had designated paper liners. Filling templates organised media and cells. Inert Sinclair Perlite (grain size 2.0-5.0 mm) was placed between paper liners and pot exteriors due to their non-vertical sidewalls. Model heterogeneous cells. Filling two pots ensured equal growth medium entered and distributed into cells. In bespoke containers, each cell received 100 cc of softly compressed growing medium. Add 50 ml and tap growing media again. Completed pots were randomly placed in 3 rows and 3 columns on drip trays and benches.

Unspiked two-week-old seedlings were placed in capillary media. Apply tap water

with a fine rose can. Less heterogeneity disruption. We checked growing media wetness. The growth media pH was tested. Each treatment centre received selected plant seedlings after two weeks of unspiked growth. The greenhouse had ten duplicates of each treatment under LED lights 30 (a 12-hour photoperiod) at 30-5C during six weeks.

Harvesting followed 60 days of growth. To compare growth between treatments, longest leaf length, number of true leaves, and height (to the nearest 1 mm) were measured at 14, 28, and harvest. For homogeneous, heterogeneous, and control root and shoot biomass (FW and DW), all pots were harvested to explore how heterogeneity influenced plant species. Per 3.2, all treatments' shoots and roots were gathered.

2.3 Chemical Analysis

Dirt that could alter metal concentrations was removed from shoots and roots. To determine K content, roots and shoots were fan-dried at 60°C for 48 hours after nitric and perchloric acid digestion, weighed, and evaluated with an Atomic Absorption Spectrometer (AAS) (Thompson and Walsh, 1983 Thompson and Walsh (1983) advised 1 gramme (DW) biomass for chemical analysis, however data quality checks allow smaller amounts.

Growing media K concentration was evaluated. Regression linked nominal and real concentrations.

2.4 Seed Germination Experiment

This was done as described by (Anibasa 2016). The pot trial was done in two stages According to Anibasa (2016). Cannabis research comprises seed germination and pharmacological testing. Maize was planted for control (TC), homogeneous (THO), and heterogeneous (THT) seed germination on a greenhouse-maintained nursery copy of Zea mays. In Anibasa (2016), growing seeds is discussed in 3.3.1. Before germination, one seed tray was washed and sterilised with household bleach (1:9 water), rinsed with tap water, reverse osmosis water, and air-dried. Trays list plant names and dates.

Drain holes in the seed tray reduced post-seeding waterlogging. Light density fine grade Sinclair® vermiculite (grain size 2.0-5.0 mm) with neutral pH 7 was equally soaked with tap water and placed 1cm below the seed tray rim before sowing. Per supplier instructions, little seeds were thinly dispersed over vermiculite. The huge tray with drain holes covered trays after sowing to permit light and air in and prevent medium drying and dampening.

In the greenhouse, they germinated in 16 hours of natural light at $20\text{C} + 5^{\circ}\text{C}$. Post-germination tray removal. The dry seed tray top was gently watered with a fine spray watering can without resetting the seeds. This surface was usually moist. Planting Zea mays unspiked was thought. Before transplanting into trace metal spiked growth media, wait 7 days after germination to allow proper development. After germination and the first true leaves appeared, seedlings of roughly the same size were transplanted into the centre of circular 1-litre pots (15 cm deep and 12 cm wide) for each species with unspiked growth material.

The species' 30 seedlings were transplanted into 15 unspiked growth media pots and watered daily with a fine rose watering can for two weeks. The investigation was conducted in a greenhouse with 16 hours of natural light at $30\pm 5^{\circ}\text{C}$. Each species put 10 seedlings into 15 pots with 1000 mg/kg K-spiked growth medium heterogeneously two weeks later.

During 16 hours of sunlight at $30\pm 5^{\circ}\text{C}$, 30 pots got 1000 mg/kg homogeneous and heterogenous additional treatment. Simple randomised block design introduced 1000 mg/kg K and 0 mg/kg K to 3.5-litre square pots (17 cm x 24 cm greenhouse) with heterogeneous treatment.

Rotating pots clockwise weekly minimised greenhouse unevenness. We used random blocks for greenhouse bench space and variety treatments. Shoot harvesting involved cut stems 0.01 mm above ground and root screening for dirt. Repeated tap water washing and 48-hour 60°C drying removed harvested plant dirt. AAS assessed herbage ground K for nitric and perchloric acid digestion.

2.5 Sample Digestion

Matuiseviz (2003) discussed sample digestion. Samples were filtered with a 0.45µm membrane filter and kept at 40°C until analysis. 0.5 ml Zea mays sample and 25 ml aqua-regia digested 3 hours at 120°C. For Atomic Absorption Spectrometer analysis, digested samples were prepared in 25ml of deionized water using Whatman filter papers.

2.6 Quality Control

The batch comprised reagent blanks, duplicate samples, and IAENF L.-certified reference materials to check contamination, precision, and bias. A spectrometer measures sample and blank trace. Concentrations were mg/kg. Examined data using Minitab 18 and Windows SPSS 25. Kolmogorov-Smirnov assessed data normality, while ANOVA and RANOVA assessed variable significance (Appendix 1).

Different statistical methods were employed to examine and model study data. Total plant trace metals varied by species/varieties, shoot, root, and metal. Analysis of plant K uptake and concentration. Several harvest effects were found. Plants on metal spiked media were harvested after six weeks. After nitric and perchloric acid acid digestion, AAS (PerkinElmer AA Analyst 400) evaluated shoot and root metal content in dried and milled plant materials.

2.7 Quantification of Plant Uptake

According to Anibasa (2016). The concentration factor (CF) assesses plant soil metal absorption (Safae *et al.*, 2008). Chemical concentration ratio of living tissue to surrounds (Abdul and Bivin, 2009). Some research uses other words. Baker (1981), Safae *et al.* (2008), and Akinci (2010) use concentration factor phytoextraction or bioaccumulation.

Plant airborne, subterranean, and soil trace metal concentrations are compared metal concentration (both expressed on a dry weight (DW) basis), and expressed mathematically as (Rotkittkhunet *et al.*, 2006).

$$CF_{\text{Total}} = \frac{\text{Concentration of trace metals in shoots and roots } \frac{\text{mg}}{\text{kg}} \text{ DW}}{\text{Concentration of trace metals in soil } \frac{\text{mg}}{\text{kg}} \text{ DW}}$$

$$CF_{\text{Total}} = \frac{C_{\text{shoot and root}}}{C_{\text{soil}}} \quad (1)$$

Where,

$$C_{\text{Shoots and Roots}} = \text{Concentration of trace metals in shoots and roots } \left(\frac{\text{mg}}{\text{kg}}\right) \text{ DW}$$

$$C_{\text{Shoots and Roots}} = \text{Concentration of trace metals in soil } \frac{\text{mg}}{\text{kg}} \text{ DW}$$

$$CF_{\text{Shoot}} = \frac{\text{Concentration of trace metals in shoots and roots } \frac{\text{mg}}{\text{kg}} \text{ DW}}{\text{Concentration of trace metals in soil } \frac{\text{mg}}{\text{kg}} \text{ DW}} \quad (2)$$

$$CF_{\text{Root}} = \frac{\text{Concentration of trace metals in shoots and roots } \frac{\text{mg}}{\text{kg}} \text{ DW}}{\text{Concentration of trace metals in soil } \frac{\text{mg}}{\text{kg}} \text{ DW}} \quad (3)$$

3. RESULTS

3.1 Potassium Concentration of *Zea Mays* Roots and Shoots between Treatments

The comparison of potassium concentration of *Zeamays* roots between treatments are as shown in Figure 1. The comparison of potassium concentration of *Zeamays* shoot between treatments are as shown in Figure 2. The mean root potassium concentrations in the control, homogeneous and heterogenous treatments were $11581 \pm 96 \text{ mg/kg}$, $12018 \pm 286 \text{ mg/kg}$, and $8066.2 \pm 1468 \text{ mg/kg}$ respectively. The mean shoot potassium concentrations after control, homogenous and heterogenous treatments were $11460 \pm 250 \text{ mg/kg}$, $1401 \pm 117 \text{ mg/kg}$ and $11188 \pm 222 \text{ mg/kg}$ respectively. There was a significant difference ($p < 0.05$) in root and shoot potassium concentrations between treatments (Appendix 2). Both root and shoot potassium concentrations were 12-26 times above the WHO tolerable limit of 4.700 mg/kg as shown in Table 1.

3.2 Comparison of the Mean Root and Shoot, Potassium Concentration

The control treatment shows relatively high potassium concentrations in both roots and shoots compared to the other treatments i.e. the control treatment has higher potassium concentrations both in the roots and shoots compared to the homogeneous and heterogeneous treatments as shown in Figure 3.

The homogeneous treatment has higher potassium concentration in the roots compared to the shoots, which may have likely involved uniform conditions or uniform application of potassium. The potassium concentration in both roots and shoots is lower compared to the control treatment, with values of $12018 \pm 286 \text{mg/kg}$ for roots and $1401 \pm 117 \text{mg/kg}$ for shoots. This may indicate that under homogeneous conditions, the plant may tendencies to take up more K. The heterogeneous treatment shows a higher potassium concentration in the shoots compared to the roots. This suggests that the distribution of distribution of Potassium favours its translocation to the shoot varied significantly between treatments.

In general, there was a significant difference in potassium uptake or accumulation between the different treatments, with the control treatment showing the highest levels. This could indicate that the natural soil is horizontally rich in potassium. However, the controlled most significantly differ from the heterogeneous treatment which implies that the heterogeneity plays a key role in uptake of metals by plants.

3.3 Comparison of the Concentration Factor (Cf)

Concentration factor (CF) were 0.84, 0.69 and 0.10 in the control, homogenous, and heterogeneous respectively. The total concentration factor of the homogeneous treatment is about 0.69 % of the total concentration of the control treatment. The concentration factor of the heterogeneous treatment is about 0.10 % of the total concentration of the control treatment. The concentration factor of the control treatment is 0.84% of the total concentration. The concentration factor was the highest in the control and about 20% higher than the homogenous and heterogeneous treatments.

Comparison of the shoot and root concentration factors as shown in (Figure 3). Showed that shoot had 20-30% higher K concentration than the root except in the homogenous treatment. About 90% of the K in the root is translocated to the shoot and in heterogeneous soil condition rise and in heterogeneous soil conditions.

Table 1: Comparison of *Zea Mays* Roots and Shoot Potassium Concentration between Treatments

Treatment	Potassium mg/kg (Mean±SEM)
Root	
Control	11581±96
Homogenous	12018±286
Heterogenous	8066.2±1468
Shoot	
Control	11460±250
Homogenous	1401±117
Heterogenous	11188±222
WHO	4.700mg/kg (WHO, 2010).

Key:

SEM = Standard error of the mean

WHO = World Health Organization

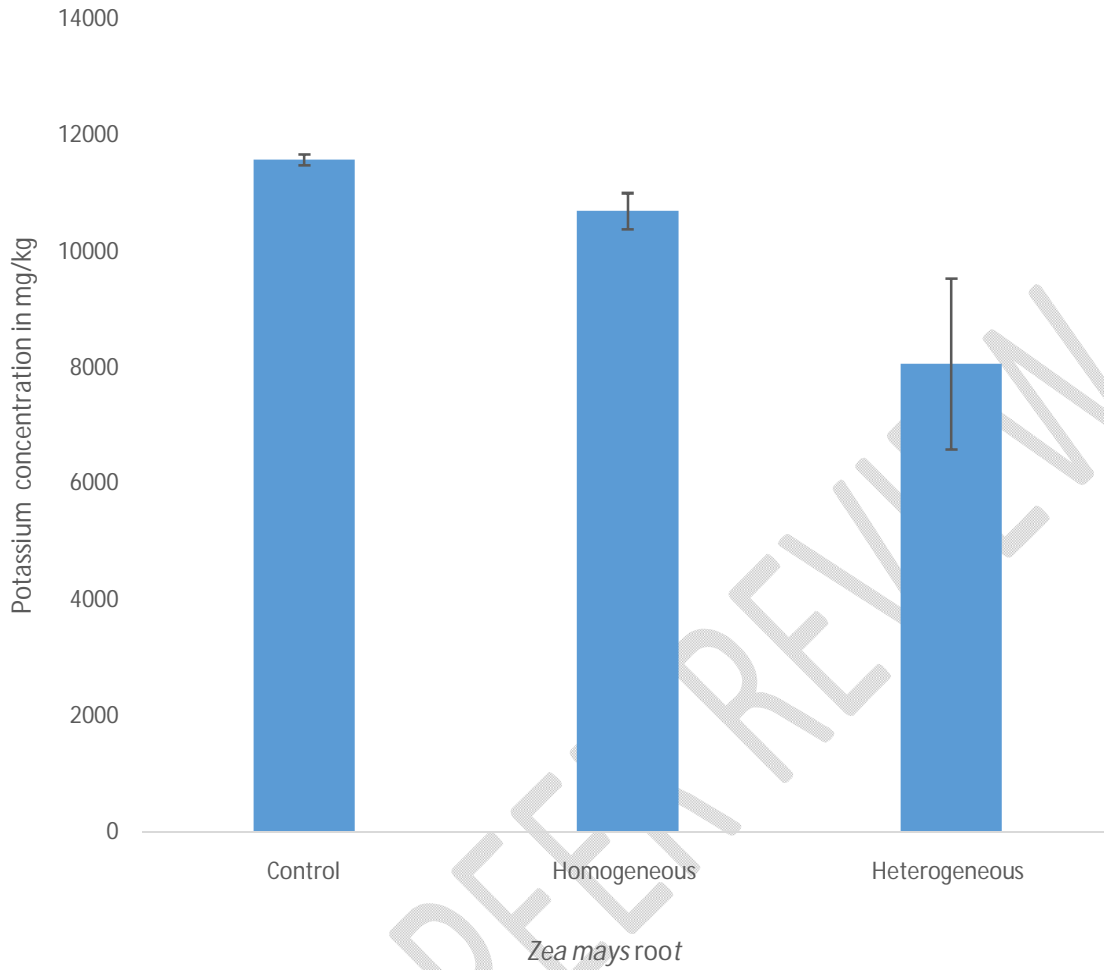


Figure 1: Comparison of the Potassium Concentration of *Zea Mays* Roots between Treatments

Error bars represent 2 standard errors on the mean

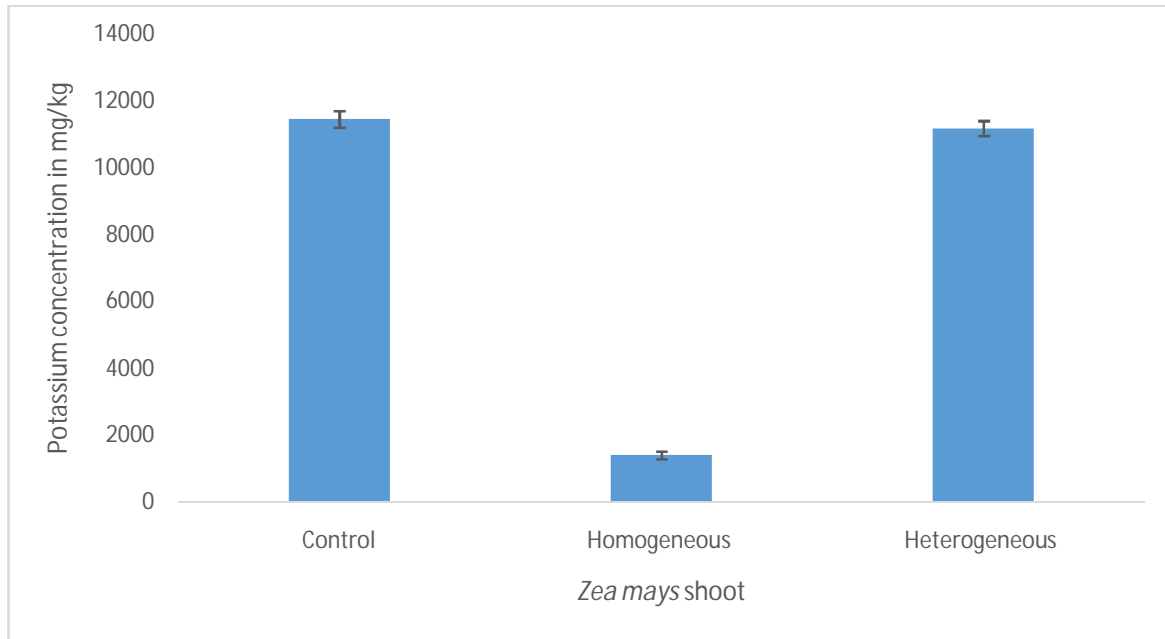


Figure 2: Comparison of the Potassium Concentration of *Zea Mays* Shoot between Treatments

Error bars represent 2 standard errors on the mean

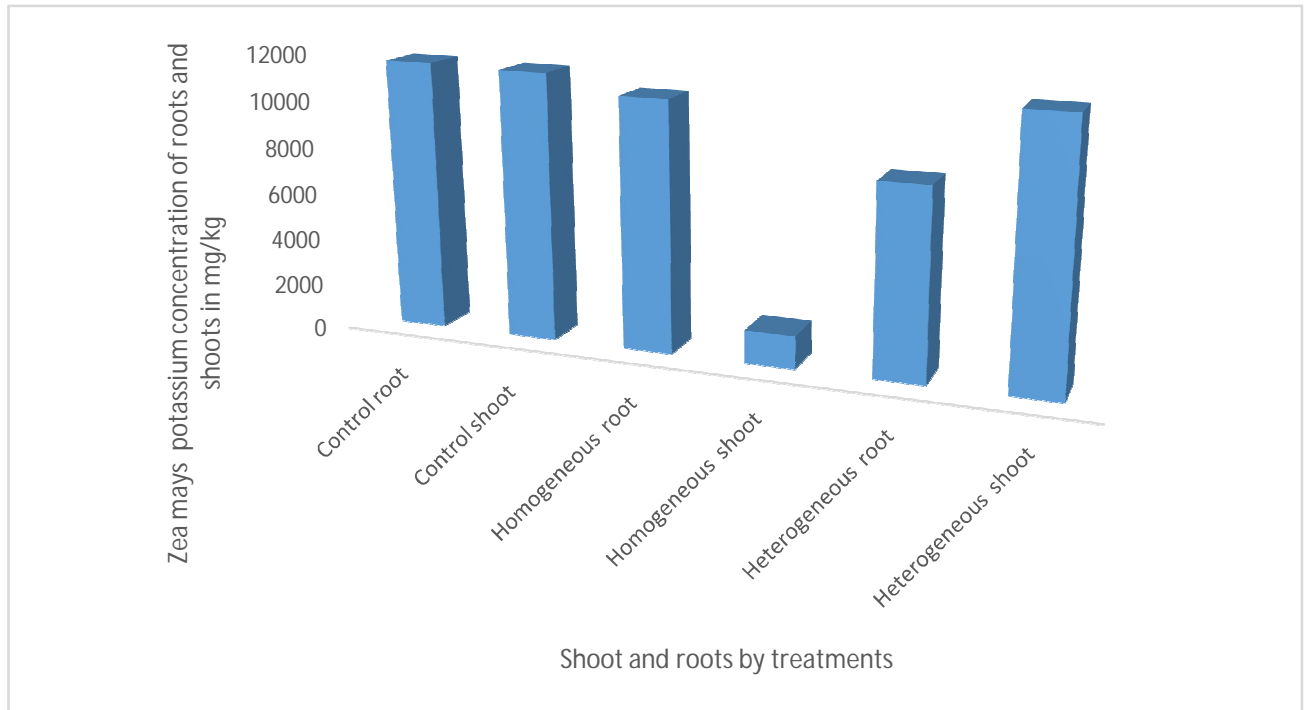


Figure 3: Comparison of the mean root, and shoot, potassium concentrations between treatments.

4. DISCUSSION

Potassium (K) is an essential nutrient on the growth and development for maize (*Zea Mays*L.). In this current study the results showed significant differences in potassium uptake between the control, homogeneous, and heterogeneous treatments for *Zea mays* with less uptake on the homogenous treatment.

The root activity is commonly regarded as an important physiological metabolism of the root system, indicating the absorption ability of the root system in soil. Due to higher root activity, crops still could obtain adequate nutrients to maintain development and growth in spite of nutrient deficiency in soil (Lynch, 2005). In this study, the root and shoot activity were promoted and uptake concentrations in the homogenous of potassium were explained.

The homogenous treatment had the lowest root K concentration of 12018 ± 286 which was about 20-30% lower than the heterogeneous and the control. The shoot potassium concentration in the homogenous treatment was the lowest (1401 ± 117 mg/kg) which was 10-20% lower than heterogeneous and control. This suggests that the homogenous soil condition is unrealistic for potassium uptake in these plants.

The heterogeneous and control treatments are similar, showing that potassium-rich soil and plants prefer heterogeneous potassium distribution. Root and shoot concentrations were 12-26 times the plant guideline limit of 4.700mg/kg daily (WHO, 2010). Reduced potassium consumption should be researched for crop quality and yield. Understanding nitrogen intake, plant development, soil management, and fertiliser helps boost crop yields. This study emphasizes potassium's importance for maize growth and sustainable soil management for nutrient uptake.

5. CONCLUSION

It examined how Zea mays absorbed soil potassium heterogeneity. K uptake varied substantially between homogeneous, heterogeneous, and control treatments. Treatment total K uptake factors were comparable. Maize potassium uptake research shows how soil variability improves plant growth and nutrient absorption. Data reveal homogeneous soil reduces crop potassium uptake and root and shoot concentrations. This emphasizes soil nutrient optimization and agricultural productivity studies. Farmer knowledge of soil, nitrogen, and plant growth improves farming and food security

6.RECOMMENDATIONS

Based on this study, the following are recommended:

Further work on heterogeneous distribution of soil and uptake of other elements by plants especially food crop should be encouraged

Enlightenment of Potassium fertilization of crops can be useful in agricultural food production.

Further work on study sites that represent a range of soil textures, structures, and fertility levels, as well as different land uses such as agricultural fields, forests, grasslands, and urban areas. This diversity will help capture the full range of soil uptake dynamics.

Collaboration with farmers, land managers, policymakers, and other stakeholders to identify research priorities and ensure the relevance and applicability of study findings.

Understanding of the study of heterogeneous distribution of soil uptake and its implications for soil fertility, nutrient cycling, ecosystem function, and land management practices. This knowledge is essential for promoting sustainable soil management and enhancing agricultural productivity in diverse landscapes.

REFERENCES

- Abdul, H.B. and Bivin, V.T. (2009). Translocation and bioaccumulation of Trace metals in deserts plants of Kuwait Governorates. *Research Journal of Environmental Sciences* 3: 581-587.
- Akinci, E.I., Akinci, S. and Yilmaz, K. (2010). Response of tomato (*Solanumlycopersicum* L.) to lead toxicity: Growth, element uptake, chlorophyll and water content. *African Journal of Agricultural Research* 5(6): 416-423.
- Amtman, A., Hammond, J.P., Armengaud, P. and White, P.J. (2005). Nutrient Sensing and Signalling in Plants: Potassium and Phosphorus. *Advances in Botanical Research*, 43, 209-257.
- Anibasa, G. O (2016). *In situ metal heterogeneity- its implication for plant uptake*. Michael. H. Ramsey & Elizabeth. A. John (eds). Lambert Academic Publishing Company, Germany ISBN 978-3330-00833-5
- Anibasa, G. O and Ramsey, M.H. (2020). Heterogeneity factor- a novel programme and approach to soil trace metal contamination. *Zuma Journal of Pure and Applied Sciences*, 11(1):32-56

- Anibasa, G. O., and Udeze, I. E. (2020). Accumulation of Potentially Toxic Elements in *Occimumgratissum* and *Vernonia amygdalina* sold in Gwagwalada Market, Federal Capital Territory-Abuja, Nigeria. *Zuma*, 10(1).
- Baker, A.J.M. (1981). Accumulators and Exuders-strategies in response of plants to heavy metals. *Journal of Plant Nutrition*, 3: 643-654.
- Dias, J. S. (2012). Nutritional Quality and Health Benefits of Vegetables: A Review. *Food and Nutrition Sciences*, 89: 114.
- Drew, M.C. and Saker L.R (1978) Nutrient supply and the growth of the seminal root system in barley. II. Localised compensatory increases in lateral root growth and rates of nitrate uptake when nitrate supply is restricted to only one part of the root system. *Journal of Experimental Botany*, 26, 79–90.
- Dreyer, J.; Gomez-Porrás, J.L. and Riedelsberger, J. (2017). The potassium battery: A mobile energy source for transport processes in plant vascular tissues. *New Phytol*, 216, 1049–1053.
- Dunbabin V, Rengel Z. and Diggle A. (2001) The root growth response to heterogeneous nitrate supply differs for *Lupinus angustifolius* and *Lupinus pilosus*. *Australian Journal of Agricultural Research*, 52, 495–503.
- Emsley, J. (2011). Nature's Building Blocks: An AZ Guide to the Elements, *Oxford University Press*. pp.117

Food and Agricultural Organization (FOA) (2009). *Growing Vegetables for Home and Market*. A FOA Publication.

Gallardo, J.F.; Martín, A. and Moreno, G. (2019). Nutrient efficiency and resorption in *Quercus pyrenaica* oak coppices under different rainfall regimes of the Sierra de Gata mountains (central western Spain). *Ann. For. Sci.*, 56, 321–331.

Gao, Y., Xing, F., Jin, Y. J., Nie, D. D., and Wang, Y. (2012). Foraging responses of clonal plants to multi-patch environmental heterogeneity: spatial preference and temporal reversibility. *Plant Soil*, 359, 137–147

Hafsi, C., Atia, A., Lakhdar, A., Debez, A. and Abdelly, C. (2011) Differential Responses in Potassium Absorption and Use Efficiencies in the Halophytes *Catapodium rigidum* and *Hordeum maritimum* to Various Potassium Concentrations in the Medium. *Plant Production Science*, 14, 135-140

Hell, R. and Mendel, R.R. (2010) *Cell Biology of Metals and Nutrients*. Springer Ebooks, 17, 209-246.

Jia, Q.; Zheng, C.; Sun, S.; Amjad, H.; Liang, K. and Lin, W. (2018). The role of plant cation/proton antiporter gene family in salt tolerance. *Biol. Plant*, 62, 617–629.

- Liu, L., Alpert, P., Dong, B.-C., Li, J.-M., and Yu, F.-H. (2020). Modification by earthworms of effects of soil heterogeneity and root foraging in eight species of grass. *Sci. Total Environ.* 708:134941.
- Paterson E, Sim A, Standing D, Dorward M, McDonald A.J (2006). Root exudation from *Hordeum vulgare* in response to localized nitrate supply. *Journal of Experimental Botany*, 57, 2413–242
- Pohl, J.S. Wheeler, H.E. Murray, N.W. (2018). Sodium and potassium in health and disease. *Met Ions Life Sci*, (13): 29–47.
- Rengel, Z. (1999). Physiological mechanisms underlying differential nutrient efficiency of crop genotypes. In ‘Mineral nutrition of crops: mechanisms and implications’. (Ed. Z Rengel) pp. 227–265. (Haworth Press: New York)
- Rengel, Z. (2002). Genetic control of root exudation. *Plant and Soil*, 245, 59–70.
- Robinson D (1996) Variation, co-ordination and compensation in root systems in relation to soil variability. *Plant and Soil*, 187, 57–66.
- Safae, B.E., Jamal, O. Nadia, S. and Abdelhak, B. (2008). Uptake and fixation of Zn, Pb and Cd by *Thlaspi caerulescens*: application in the cases of old mines of Mibladen and Zaida (West of Morocco). *Arab Journal of Geosciences* 1: 87-95.

- Sardans, J. and Peñuelas, J. (2015). Potassium: A neglected nutrient in global change. *Glob. Ecol. Biogeogr*, 24, 261–275..
- Sattelmacher, B., Horst, W.J. and Becker, H.C. (1994) Factors that Contribute to Genetic Variation for Nutrient Efficiency of Crop Plants. *Journal of Plant Nutrition and Soil Science*, 157, 215-224.
- Solomon-Wisdom, G.O. Ramsey, M.H. and John, E.A (2015). The effects of more realistic forms of lead heterogeneity in soil on uptake, biomass and root response of two brassica species. *Advances in Research*, 5:1.
- Stein, A., Gerstner, K., and Kreft, H. (2014). Environmental heterogeneity as a universal driver of species richness across taxa, biomes and spatial scales. *Ecol. Lett.* 17, 866–880.
- Tamme, R., Gazol, A., Price, J. N., Hiiesalu, I., and Pärtel, M. (2016). Co-occurring grassland species vary in their responses to finescale soil heterogeneity. *Journal of Vegetative Science*. 27, 1012–1022.
- Thompson R, and Walsh E (1983). Suppression of Zr, Nb, Hf and Ta coprecipitation in fluoride compounds for determination in Ca-rich materials. *Journal of Analytical Atomic Spectrometry* 18: 1458–1463

- Traner, M.; Tavakol, A. and Jákli, B. (2018). Functioning of potassium and magnesium in photosynthesis, photosynthate translocation and photoprotection. *Physiol. Plant*, 163, 414–431. 7.
- World Health Organization, (WHO), (2010). Supplementary guidance for conducting health risk assessment of chemical mixtures. Risk assessment forum, WHO,. PP-250
- Wu, L.Q., Wu, L., Cui, Z.L., Chen, X.P. and Zhang, F.S. (2015) Basic NPK Fertilizer Recommendation and Fertilizer Formula for Maize Production Regions in China. *Acta Pedologica Sinica*, 52, 802-817. (In Chinese)
- Wu, P.F. and Ma, X.Q. (2009) Research Advances in the Mechanism of High Nutrient Use Efficiency in Plants. *Acta Ecologica Sinica*, 29, 427-437. (In Chinese) [
- Yung, X.E., Liu, J.X., Wang, W.M., Li, H., Luo, A.C., Ye, Z.Q. and Yang, Y. (2003) Genotypic Differences and Some Associated Plant Traits in Potassium Internal Use Efficiency of Lowland Rice (*Oryza sativa L.*). *Nutrient Cycling in Agroecosystems*, 67, 273-282.