

Effect of Crop Establishments Methods and Nutrient Management on Productivity and Profitability of Rice (*Oryza sativa* L.)

ABSTRACT

A field experiment was conducted at Crop Research Center, Sardar Vallabhbhai Patel University of Agriculture & Technology, Meerut, Uttar Pradesh, with a view to compare the production potential under different crop establishment methods and nutrient management and also to find out the economic viability of this cultivar for soil quality. The treatments comprised of Main Plot Puddled Transplanted Rice (C₁), Un-puddled Transplanted Rice (C₂) and Raised-Bed Planting (C₃) Sub Plot Control (N₁), 100% of NPK (150:75:60) (N₂), 50% of RDN + FYM @ 15 ton ha⁻¹ (N₃), 50% of RDN + vermicompost @ 5 ton ha⁻¹ (N₄), 50% of RDN + FYM @ 15 ton ha⁻¹ + Bio-stimulant G @ 20 Kg ha⁻¹ (N₅) and 50% of RDN + vermicompost @ 5 ton ha⁻¹ + Bio-stimulant G @ 20 Kg ha⁻¹ (N₆). Results revealed that crop establishment methods treatment C₁ (Puddled Transplanted Rice) and Nutrient management N₆ (50% RDN + vermicompost @ 5 ton ha⁻¹ + Bio-stimulant G @ 20 Kg ha⁻¹) exhibited significant influence on yield attributes and yields of rice as compared to the application of Un-Puddled Transplanted Rice and control treatment.

Keywords: Rice, FYM, Vermicompost, Bio-stimulant, production potential, profitability,

Introduction

Rice (*Oryza sativa* L.) is the most important cereal crop and a staple food for one third of the world population. In Asia, more than two billion people are getting 60-70 per cent of their energy requirement from rice and its derived products. To safeguard and sustain the food security in India, it is quite important to increase the productivity of rice under limited resources, especially water. It contains 7-8% protein, 3% fat and 3% fiber. 100 gms of uncooked rice contains 80.40 gms of carbohydrates, of which 63.6% is starch, however, when rice is cooked, the starch content drops dramatically. It occupies 162.97 mha of area, producing 495.03 million tonnes of rice with an average productivity of 3.04 t/ha in the world. In India, rice occupies an area of 43.79 mha with production and productivity of 116.42 mmt and 2.65 t/ha, respectively (Anonymous, 2019). The major rice growing states in India are West Bengal, Uttar Pradesh, Assam, Bihar, Orissa and Madhya Pradesh. Uttar Pradesh is the 2nd largest rice growing state only after West Bengal in the country, in which rice is grown over an area of 5.75 mha with a production of 15.54 mt and the productivity of 2.70 t/ha (Anonymous, 2019). About 63 per cent of total rice area is situated in Uttar Pradesh, Bihar, West Bengal, Assam, Orissa and Madhya Pradesh. Demand for rice is going to increase every year and it is estimated that by year 2025 the requirement would be 140 mt. In India out of total rice, Basmati rice is grown on an area of 2.12 mha producing 8 mt of Basmati rice with an average productivity of 3.77 t/ha. Out of this 8 mt, 4 mt is exported and remaining 4 mt is used for domestic purpose. (Anonymous, 2018).

Conservation farming practices including tillage practices that are important for rice. Tillage practices increase yield water productivity and nutrient availability to plant. Tillage affects the organic carbon content of soil, bulk density of soil, aeration etc. Various tillage practices were found to exert a significant influence on soil disturbances, aggregate stability, and organic. In Asia, rice is commonly grown by transplanting seedlings into puddle soil

Comment [d1]: Kindly mention the year and season of the study.

Comment [d2]: an objective

Comment [d3]: were

Comment [d4]: Study

Comment [d5]: Recheck the spelling

Comment [d6]: Introduction part is lengthy. Short out the introduction and follow the sequence of sentences with quality writing.

Comment [d7]: Keep as 7-8% of protein.....to all.

Comment [d8]: Keep all values up to two digit of decimal.

Comment [d9]: Mt = Million tonnes; MT = Metric tonnes. Keep accordingly in all places where require.

Comment [d10]: out of

Comment [d11]: Mha

Comment [d12]: Rewrite the sentence

(land preparation with wet tillage). Puddling benefits rice by reducing water percolation losses, controlling weeds, facilitating easy seedling establishment, and creating anaerobic conditions to enhance nutrient availability, but repeated puddling adversely affects soil physical properties by destroying soil aggregates, reducing permeability in subsurface layers, and forming hard-pans at shallow depths. Tillage practices greatly influence the soil physical properties which in turn affects the soil structure. Soil physical properties and conservation tillage are influenced by surface and internal drainage, nature and amount of clay, climate, drainage, physiographic, vehicular traffic, soil and crop management systems.

Comment [d13]: Make a rhythm for writing the sentences. Please follow the scientific manner of writing.

Crop establishment is a sequence of events that includes seeding, seed germination, seedling emergence, and development to the point where seedlings can be expected to grow to maturity (**Jat et al., 2010**). Rice production methods in any area are determined by the environment, ecology, and socioeconomic conditions of that area. In lowland areas, the majority of people use techniques such as conventional transplanting after puddling, whereas in upland areas, DSR is used (**Chauhan et al., 2017**). Conventional transplanting methods on puddled soil account for about 77 percent of global rice production (**Chakraborty et al., 2017; Xu et al., 2019**). The traditional rice crop transplanting system (TPR) necessitates a huge quantity of labour, water, capital, and energy, and as a result, it has become less profitable in recent years due to a scarcity of these resources (**Chakraborty et al., 2017**). According to Tuong and Bouman, producing 1kg of rice in a conventional transplanted system (TPR) requires about 2500 L (average) of water (**Tuong and Bouman, 2003**).

The Raised bed techniques offer a useful option to reduce the limitations of transplanted paddy. It also offers the advantage of faster and easier planting, ensure proper plant population and reduce labour. Raised beds are formed by moving soil from the furrows to the area of the bed, thus raising its surface level. The furrows serve as irrigation channels, drains and traffic lanes. Generally, two to six rows are planted on the top of each bed for rice crop (**Naresh et al., 2011**). Raised bed dimensions and configurations vary with soil type and available machinery. The ability of the soil to 'sub' (*i.e.* allow the lateral movement of irrigation water into the centre of the bed) is a key determinant of bed dimensions. For sandy loam soils that sub easily, growers use bed widths at 1.37 m centres for all crop types like rice, wheat. Soils do not sub as well; narrower beds at 0.67 m centres are frequently used. Bed height may also vary with soil conditions and field slope. Higher beds are frequently used on soils that sub well and have flatter grades and longer run lengths, while beds of a lower height are used on steeper graded fields. The flat top of the bed varies from 0.37 to 1.07 m in width. Furrow irrigation used with raised beds requires growers to adopt a whole-farm planning approach to deal with drainage water and the integration of on farm drains and drainage water recycling systems, to increase both water use efficiency and drainage water quality control (**Beecher et al., 2005**).

A number of studies have been conducted to quantify the water footprint of a large variety of different crop products and crops (**Chapagain and Orr 2009**). These studies provided a broad-brush to the global picture since the primary focus of these studies was to establish a first estimate of global virtual water flows and/or national water footprints. More recently, though a few studies have separated global water consumption for crop production into green and blue water with a better spatial resolution (**Liu and Yang 2010; Hanasaki et al. 2010; Naresh et al., 2017**) but still information on water footprints based on inflow and outflow of water at farm level under different management practices are lacking.

The stagnation in production and profitability of food grains for the past few years has become a matter of concern and is posing serious threat to our national food security soil health degradation has emerged as a major factor responsible for the stagnation in agricultural

production. The degradation of soil health in many intensively cultivated areas is manifested in terms of loss of soil organic matter, depletion of native soil fertility due to imbalanced and non-scientific use of fertilizer, which is now one of the major constraints in improving crop productivity.

An integrated use of both organic manures and chemical fertilizers has emerged as a promising option not only for maintaining higher productivity but also for providing maximum stability to crop production in intensive farming systems. The interactive advantages of combining organic and inorganic sources of nutrients in integrated nutrient management have proved superior to the use of each component separately. Judicious use of organic manures, such as farmyard manure, green manuring and rice straw along with chemical fertilizers improves soil physical, chemical and biological properties and enhance productivity in both the reasons. It is essential to identify such practices which bring more sustainability to the production system, beside improving the productivity of the system and soil health (Urkurkaret *et al.*, 2010).

Long-term studies indicated that supplying of plant nutrients only through chemical fertilizers lead to depletion of SOM and declined the soil productivity (Singh *et al.* 2001). Therefore, to maintain soil health for long-term sustainability of crop production system application of organic manures, compost along with fertilizers have commonly been advocated. Whereas farmyard manure increased nutrient availability as compared to the chemical fertilizers application (Babhulkaret *et al.*, 2000). Depletion of soil fertility because of the use of high analysis fertilizers renders the deficiency of macronutrients particularly N. Increasing productivity of rice will continue to be a major challenge because the demand of the growing population needs to be met with a limited area of arable land. Fertilizer N has contributed immensely to the current level of productivity and will play a key role in the future rice production. Nutrients supplied exclusively through chemical sources, though enhances yield initially, but the yields are not sustainable over the years. Even the introduction of high yielding varieties and intensive cultivation with excess and imbalanced use of chemical fertilizers and irrigation showed reduction in the soil fertility status and yield by 38 per cent of rice crop (Singh *et al.*, 2001).

Using judicious combination of chemical and organics for achieving enhanced and sustainable production by adopting integrated nutrient supply is imperative (Kumar *et al.*, 2013). Integrated use of organics and fertilizers for improving the long-term productivity of rice-wheat cropping system (Bhandari *et al.*, 2002) and the profitability of organic sources such as straw and FYM when used as a complementary dose to inorganic N, P and K in intensive rice- rice systems (Dawe *et al.*, 2003). The combined use of mineral fertilizers, FYM and vermi-compost which may resolve the practical limitation of input availability, but which may also benefit crop N synchrony and N loss reduction through interactive effects between both types of inputs. The interactive advantage of combining organic and inorganic sources of the nutrients in integrated nutrient management system has proved superior to the use of its each component separately besides, restoring soil fertility and crop productivity. This approach may also help to check the emerging deficiency of nutrients other than N, P and K and favourably affects physical, chemical and biological environment of the soil.

Material and Methods

The experiment was carried out at Crop Research Centre, Sardar Vallabhbhai Patel University of Agriculture and Technology, Meerut (U.P.) to study the influence of different crop establishment methods and nutrient management on water

Comment [d14]: At the end part of introduction, there should be justification of study which is completely lacking.

productivity and profitability of rice in Split Plot Design (Table 1), replicated three times. The maximum and minimum temperatures recorded were 41.3 °C and 15.8 °C during the crop growth period. Relative humidity ranges between 44.1-95.2% during crop growth period. The area receives mean annual rainfall between 587.6-369.8 mm. The soil of the experimental field was sandy loam in texture, low in available nitrogen (180.4 kg ha⁻¹) and organic carbon (0.45%), medium in available phosphorous (15.7 kg ha⁻¹) and potassium (280.0 kg ha⁻¹) and slightly alkaline (pH 7.8) in reaction with electrical conductivity of 0.25 dSm⁻¹. The crop variety Pusa Basmati-1 was sown on June 20 & 23, 2022 & 2023 and harvested on 20 & 25 October 2022 & 2023. The seed rate was 30 kg ha⁻¹. The recommended dose of nitrogen (80 kg ha⁻¹) was applied in two equal split, the half as basal and the remaining half was top dressed 2 times at the time of first and second irrigation. The whole quantity of potassium (40 kg ha⁻¹) was applied as basal dose through Murex of Potash at 8-10 cm depth along with half dose of nitrogen prior to sowing. Phosphorous was applied as basal dose (60 kg ha⁻¹) through DAP. Vermicompost (5 t ha⁻¹) and Bio-stimulant G (20 kg ha⁻¹) were applied in the field as per treatments and was thoroughly mixed at the time of sowing. One thinning was done after 30 days of sowing to maintain a plant to plant distance of about 20 cm. Weeding and hoeing operation were performed manually after first and second irrigation at proper soil moisture condition of the soil. At the harvest, number of grains panicle⁻¹, 1000 grains weight, seed yield and straw yield were calculated. Economics of treatments were computed on the basis of prevailing market price of inputs and outputs under each treatment. The total cost of cultivation of crop was calculated on the basis of different operations performed and materials used for raising the crop including the cost of fertilizers and seeds. The cost of labour incurred in performing different operation was also included. Statistical analysis of the data was done as per the standard analysis of variance technique for the experimental designs following SPSS software based programme, and the treatment means were compared at P<0.05 level of probability using t-test and calculating CD values.

Comment [d15]: Kindly mention the period of study, season and clearly mention the name of design, no. of replication and treatments whatever have been followed in the study.

Comment [d16]: It will be more clear if you will keep all these data in Table from.

Result and Discussion

Comment [d17]: Cost of cultivation and profitability concept are lacking i.e., not mentioned in this part. Incorporate if possible or reframe the title of this paper. As the title of the study should be in context of study.

Effect of different crop establishment methods and nutrient management on yield attributes of rice

Yield attributes viz., Panicle length, Number of panicle, Number of grains panicle⁻¹ and weight of 1000 grains of rice were affected significantly by various treatments involving different establishment methods and nutrient management (Table 1 and Fig 1).

Table 1 Effect of different crop establishment methods and nutrient management on yield attributes characters of rice

Treatments	Yield attributes							
	Panicle length (cm)		No. of panicle		No. of grain per panicle		1000 grain weight (g)	
	2022	2023	2022	2023	2022	2023	2022	2023
(A) Crop establishment methods								

Puddled TransplantedRice	C ₁	24.8	25.3	134.1	137.5	149.1	152.6	23.6	23.7
Un-puddledTransplantedRice	C ₂	22.5	23.0	127.7	130.9	137.5	140.8	20.2	20.3
Raised-BedPlanting	C ₃	22.9	23.4	130.5	133.7	139.9	143.3	22.1	22.2
<i>SE(m)±</i>		0.15	0.16	0.53	0.54	0.76	0.78	0.25	0.25
<i>C.D.(P=0.05)</i>		0.52	0.55	1.83	1.87	2.61	2.69	0.86	0.87
(B) Nutrient Management									
Control	N ₁	21.3	21.7	112.2	115.1	138.4	141.8	20.1	20.2
100%NPK (150:75:60)	N ₂	22.8	23.2	132.5	135.8	140.7	144.2	21.5	21.6
50%RDN+ FYM @15 ton ha ⁻¹	N ³	23.6	24.1	131.8	135.2	143.2	146.6	22.7	22.5
50%RDN+vermicompost@ 5 tonha ⁻¹	N ₄	23.8	24.3	134.9	138.3	143.6	147.1	22.5	22.8
50%RDN+ FYM @15 ton ha ⁻¹ + Bio-stumulant G @ 20Kg ha ⁻¹	N ₅	24.3	24.9	135.7	139.1	144.1	147.5	23.2	23.4
50%RDN+vermicompost@5ton ha ⁻¹ + Bio-stumulant G@20Kgha ⁻¹	N ₆	25.3	25.8	137.4	140.8	144.9	148.5	23.5	23.6
<i>SE(m)±</i>		0.44	0.46	1.47	1.51	1.38	1.41	0.47	0.48
<i>C.D. (P=0.05)</i>		1.27	1.31	4.22	4.32	3.94	4.03	1.36	1.38

From the given data (Table 1) it can be inferred that crop establishment methods the maximum panicle length(24.8 &25.3 cm) were produced in the treatment C₁(Puddled TransplantedRice) followed byC₃(Raised-BedPlanting). Among the nutrient management treatment the maximum panicle length (25.3 & 25.8) recorded in N₆ (50%RDN+vermicompost@5ton ha⁻¹+ Bio-stumulant G@20kgha⁻¹), which was at par with N₅ (50%RDN+ FYM @15 ton ha⁻¹ + Bio-stumulant G @ 20Kg ha⁻¹). However, the lowest paniclelength(22.5, 23.0&21.3, 21.7) was recorded in treatment C₂ (Un-puddledTransplantedRice) N₁ (Control), which was significantly lower than rest of the other treatments. The results were in accordance with those reported byKumar and Chandra, (2013), Naresh *et al.* (2014) and Chandankuteet *al.* (2015).

Significantly higher number of panicle (134.1&137.5) was recorded under crop establishment methods in treatment C₁(Puddled TransplantedRice) followed by C₃ (Raised-BedPlanting).Treatment C₂(Un-puddledTransplantedRice) recorded the lowest number of panicle(127.7&130.9). Among the nutrient management treatment, the maximum number of panicle (137.4 & 140.8) recorded in N₆ (50%RDN+vermicompost@5ton ha⁻¹+ Bio-stumulant G@20 Kgha⁻¹), which was at par with N₅ (50%RDN+ FYM @15 ton ha⁻¹ + Bio-stumulant G

@ 20Kg ha⁻¹) and N₄ (50%RDN+vermicompost@ 5 tonha⁻¹). It might be due to increased and prolonged availability of nutrients from integrated use of vermicompost and Bio-stimulant G, which ultimately resulted in rapid cell multiplication and cell elongation under sufficient nutrient supply. The results were in accordance with those reported by **Jnanesha and Kumar, (2017), Pandey *et al.* (2018) and Yogeswari and Porpavai (2018).**

It is evident from the data that under crop establishment methods the significantly higher number of number of grains panicle⁻¹ (149.1&152.6) were produced in treatment C₁ (Puddled TransplantedRice) followed by C₃ (Raised-BedPlanting). Treatment C₂ recorded lowest number of grains panicle⁻¹ (137.5&140.8). Among the nutrient management treatment, the maximum number of grains panicle⁻¹ (144.9 & 148.5) recorded in N₆ (50%RDN+vermicompost@5ton ha⁻¹+ Bio-stimulant G@20 Kgha⁻¹), which was at par with N₅ (50%RDN+ FYM @15 ton ha⁻¹ + Bio-stimulant G @ 20Kg ha⁻¹), N₄ (50%RDN+vermicompost@ 5 tonha⁻¹) and N₃ (50%RDN+ FYM @15 ton ha⁻¹) during 2022 and 2023. Adequate nutrients availability to the crop as a result of increment in photosynthesis as well as growth led to increase in the number of grains panicle⁻¹. These findings were almost similar to the results reported by **Sah *et al.* (2019) and Kumar *et al.* (2019).**

Crop establishment methods, the maximum 1000- grain weight (23.6&23.7 g) was recorded in C₁(Puddled TransplantedRice) followed by C₃ (Raised-BedPlanting), whereas the lowest 1000- grain weight (20.2&20.3 g) was recorded in C₂ (UnpuddledTransplantedRice).Among the nutrient management treatment, the maximum 1000-grain weight (23.5 & 23.6) recorded in N₆ (50%RDN+vermicompost@5ton ha⁻¹+ Bio-stimulant G@20 Kgha⁻¹), which was at par with N₅ (50%RDN+ FYM @15 ton ha⁻¹ + Bio-stimulant G @ 20Kg ha⁻¹), N₄ (50%RDN+vermicompost@ 5 tonha⁻¹) and N₃ (50%RDN+ FYM @15 ton ha⁻¹) during 2022 and 2023. The nutrient management application of vermicompost, FYM and Bio-stimulant G might increase availability of plant nutrients which result into better nourishment of plants and the formation of bold seeds, ultimately increased weight of grain. The results were similar to the findings reported by **Khan *et al.* (2009) and Mouriya *et al.* (2013).**

Effect of different crop establishment methods and nutrient management on Productivity

Data with regard to the effect of crop establishment methods and nutrient management on grain yield, straw yield, biological yield and harvest index of rice crop are mentioned in Table 2 and depicted in Fig 2.

Table 2 Effect of different crop establishment methods and nutrient management on yield and harvest index of rice

Treatments		Yield (q ha ⁻¹)						Harvest index (%)	
		Grain		Straw		Biological		2022	2023
		2022	2023	2022	2023	2022	2023		
(A) Crop establishment methods									
Puddled Transplanted Rice	C ₁	44.19	46.01	67.31	70.13	111.50	116.14	39.63	39.28
Un-puddled Transplanted Rice	C ₂	38.46	40.04	60.58	63.12	99.04	103.16	39.30	38.60
Raised-Bed Planting	C ₃	42.07	43.79	65.04	67.77	107.11	111.56	39.04	39.02
<i>SE(m)±</i>		0.83	0.86	0.93	0.97	1.15	1.20	0.57	0.56
<i>C.D.(P=0.05)</i>		2.87	2.98	3.23	3.35	3.98	4.15	NS	NS
(B) Nutrient Management									
Control	N ₁	27.94	29.08	54.73	57.02	82.67	86.11	33.86	33.84
100% NPK (150:75:60)	N ₂	42.56	44.30	64.25	66.95	106.82	111.26	39.83	39.81
50% RDN+ FYM @ 15 ton ha ⁻¹	N ³	43.16	44.92	66.25	69.03	109.41	113.96	39.19	39.18
50% RDN+vermicompost @ 5 ton ha ⁻¹	N ₄	45.16	47.02	68.58	71.46	113.75	118.48	39.68	39.66
50% RDN+ FYM @ 15 ton ha ⁻¹ + Bio-stimulant G @ 20Kg ha ⁻¹	N ₅	47.26	49.20	69.26	72.17	116.53	121.37	40.59	40.57
50% RDN+vermicompost @ 5 ton ha ⁻¹ + Bio-stimulant G @ 20Kg ha ⁻¹	N ₆	48.78	50.72	70.07	73.01	118.85	123.80	40.95	40.92
<i>SE(m)±</i>		1.30	1.35	1.66	1.72	2.19	2.28	0.90	0.89
<i>C.D. (P=0.05)</i>		3.72	3.87	4.74	4.93	6.26	6.52	2.57	2.55

Among the various crop establishment methods, the treatment C₁ (Puddled Transplanted Rice) exhibited significantly higher grain yield (44.19 & 46.01 q ha⁻¹), which was statistically at par with C₃ (Raised-Bed Planting). Treatment C₂ (Un-puddled Transplanted Rice) recorded lowest grain yield of 38.06 & 40.04 q ha⁻¹. About 14.8 & 14.9% increase in seed yield was recorded by C₁ (Puddled Transplanted Rice) over treatment C₂ (Un-puddled Transplanted Rice) during 2022 & 2023. Among the nutrient management treatment, the highest grains yield (48.78 & 50.72) recorded in N₆

(50%RDN+vermicompost@5ton ha⁻¹+ Bio-stimulant G@20 Kgha⁻¹), which was at par with N₅ (50%RDN+ FYM @15 ton ha⁻¹ + Bio-stimulant G @ 20Kg ha⁻¹) and N₄ (50%RDN+vermicompost@ 5 tonha⁻¹) during 2022 and 2023. The maximum grain yield was recorded due to integrated application of vermicompost, FYM and Bio-stimulant G. This might be due to slow release of nutrient from vermicompost and FYM leading to reduced loss of nitrogen and efficient use of Macro and micronutrients. The production of growth promoting and antifungal substances by Bio-stimulant G and nitrogen fixation was possibly the reason for higher yields.

In the same way, straw yield of rice (Table 2) was significantly influenced by different crop establishment methods and nutrient management treatments. Results revealed that the differences in straw yield were found significant due to different treatments. Under crop establishment methods significantly higher straw yield 67.31&70.13q ha⁻¹ was recorded under C₁ (Puddled TransplantedRice), it was statistically at par with C₃. The lowest straw yield (60.58&63.12 q ha⁻¹) was recorded in C₂ (Un-puddledTransplantedRice). Among the nutrient management treatment, the highest straw yield (70.07 & 73.01) recorded in N₆ (50%RDN+vermicompost@5ton ha⁻¹+ Bio-stimulant G@20 Kgha⁻¹), which was at par with N₅ (50%RDN+ FYM @15 ton ha⁻¹ + Bio-stimulant G @ 20Kg ha⁻¹), N₄ (50%RDN+vermicompost@ 5 tonha⁻¹) and N₃ (50%RDN+ FYM @15 ton ha⁻¹) during 2022 and 2023. The lowest straw yield recorded in N₁ (Control) treatment. Similar trend was observed in Biological yield, under crop establishment methods, the maximum harvest index (39.63&39.28%) was recorded in C₁. The lowest harvest index recorded with C₃ (Un-puddledTransplantedRice) plot. Among the nutrient management treatment, the highest harvest index (40.95 & 40.92) recorded in N₆ (50%RDN+vermicompost@5ton ha⁻¹+ Bio-stimulant G@20 Kgha⁻¹) followed by N₅ (50%RDN+ FYM @15 ton ha⁻¹ + Bio-stimulant G @ 20Kg ha⁻¹), N₄ (50%RDN+vermicompost@ 5 tonha⁻¹) and N₃ (50%RDN+ FYM @15 ton ha⁻¹) during 2022 and 2023. The increase in straw yield was mainly due to increased growth attributing characters like plant height and grains panicle⁻¹. The use of organic manure like vermicompost, FYM and Bio-stimulant G in conjunction with macro and micronutrients had profound effect on vegetative growth due to improved nutrients availability in the soil for longer time with progressive decompositions of FYM. These findings are in conformity with the results of Chandankuteet *et al.* (2015), Rahman *et al.* (2019) and Bhandari *et al.* (2020).

Conclusion

Comment [d18]: were

All the growth, yield attributes and yield of rice improved with the application of crop establishment methods and nutrient management achieved maximum value with Puddled Transplanted Rice and 50%RDN+vermicompost@5ton ha⁻¹+ Bio-stimulantG@20 Kgha⁻¹. Application of micronutrients not only improves the content of N in grain and straw but also improve the content of P and K. A common fertilizer dose of NPK with micronutrients able to maintain the soil fertility while improving the micronutrients availability in soil.

Comment [d19]: recheck

Comment [d20]: improved

Comment [d21]: improved

Comment [d22]: were

ACKNOWLEDGEMENTS

This study has been executed at the Crop research centre of Sardar Vallabhbhai Patel University of Agriculture & Technology, Meerut, Uttar Pradesh, India under the Department of Soil Science during *kharij* 2022 & 2023. I would like to thank the Department of Soil Science for offering me the necessary facilities during this period.

Comment [d23]: was

Comment [d24]: write in capital letter

Comment [d25]: season of year

Comment [d26]: -

Comment [d27]: express our thankfulness to

Comment [d28]: providing

UNDER PEER REVIEW

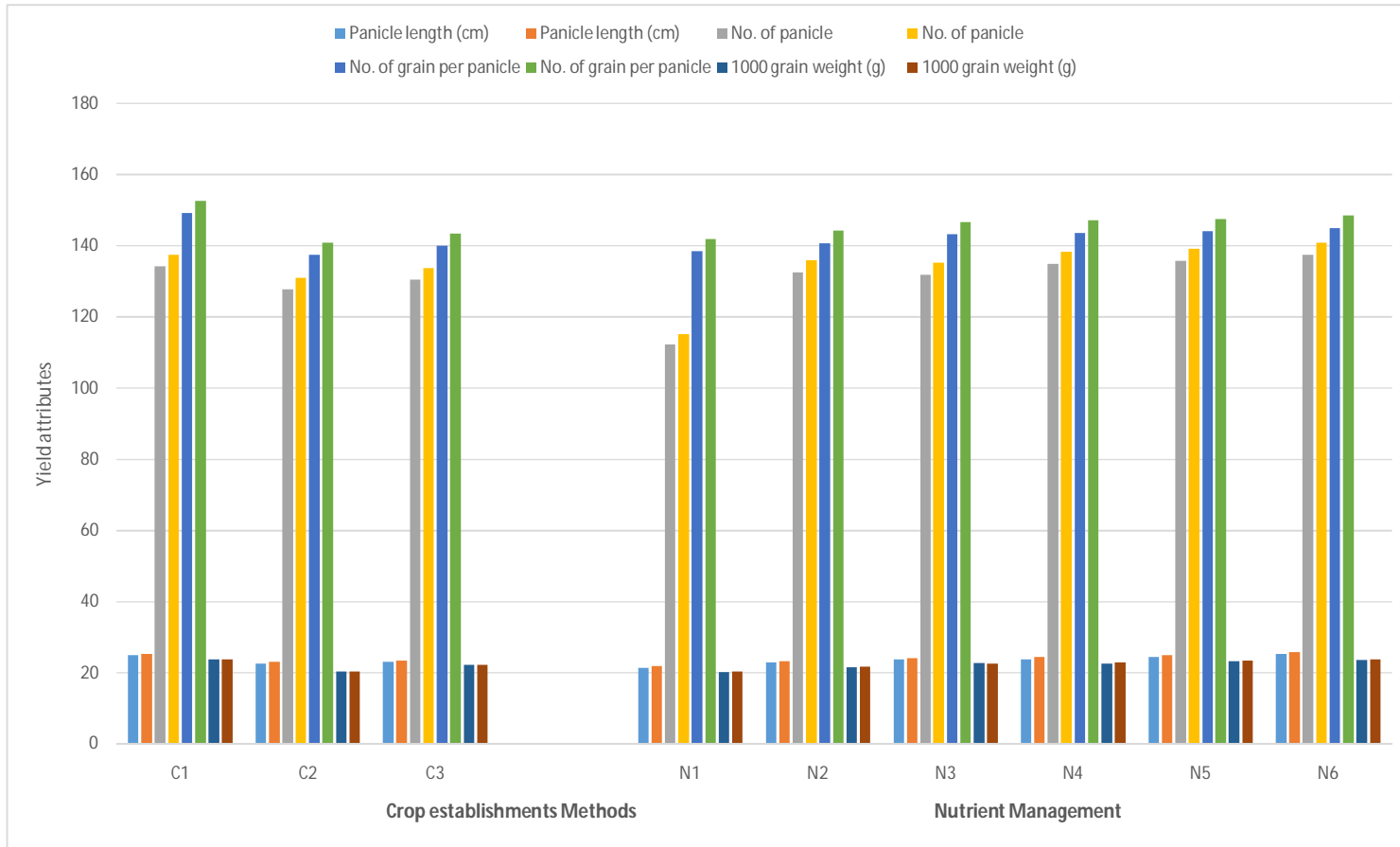


Figure 1: Effect of different crop establishment methods and nutrient management on yield attributes of rice

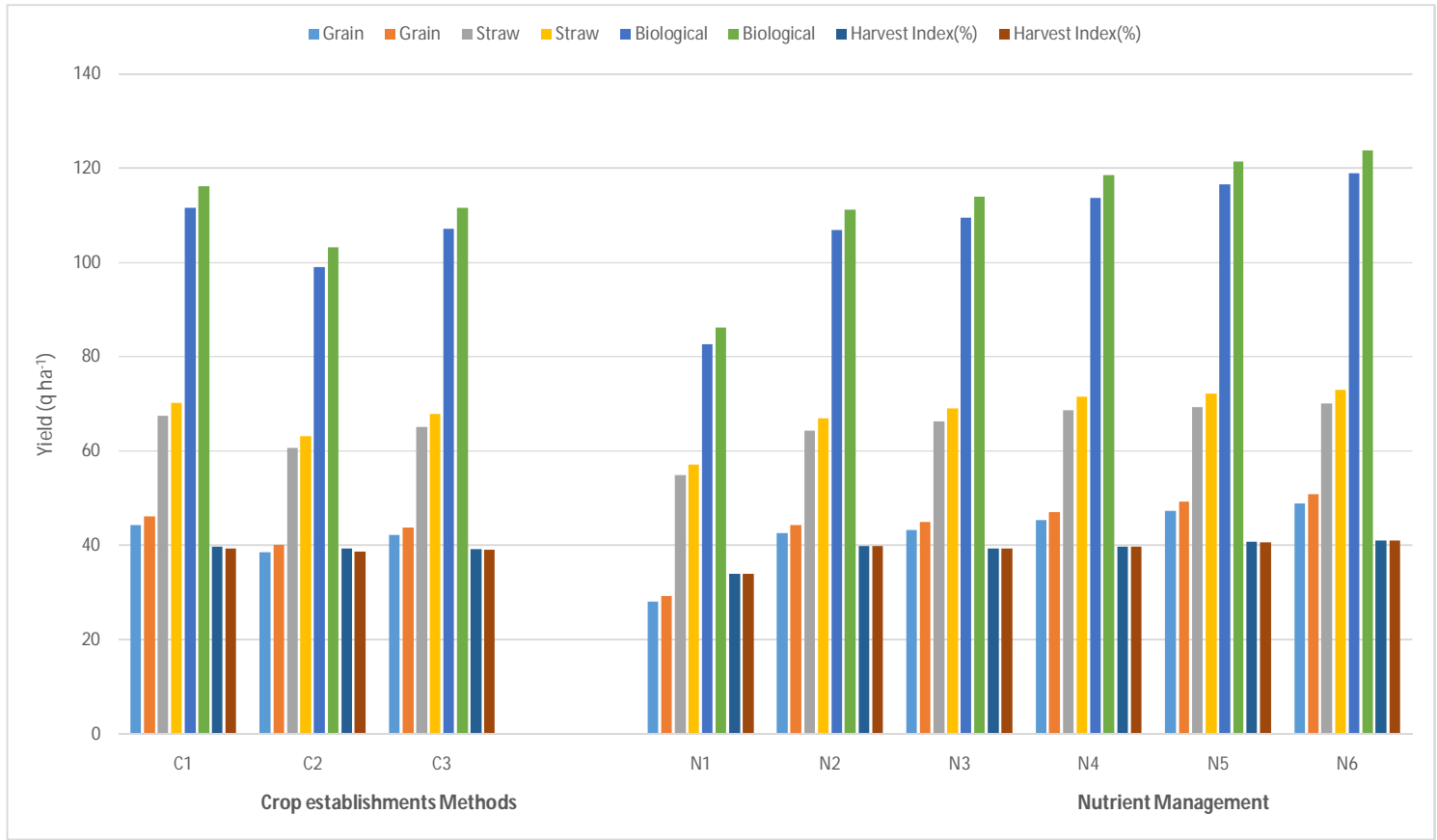


Figure 2: Effect of different crop establishment methods and nutrient management on yield and harvest index of rice

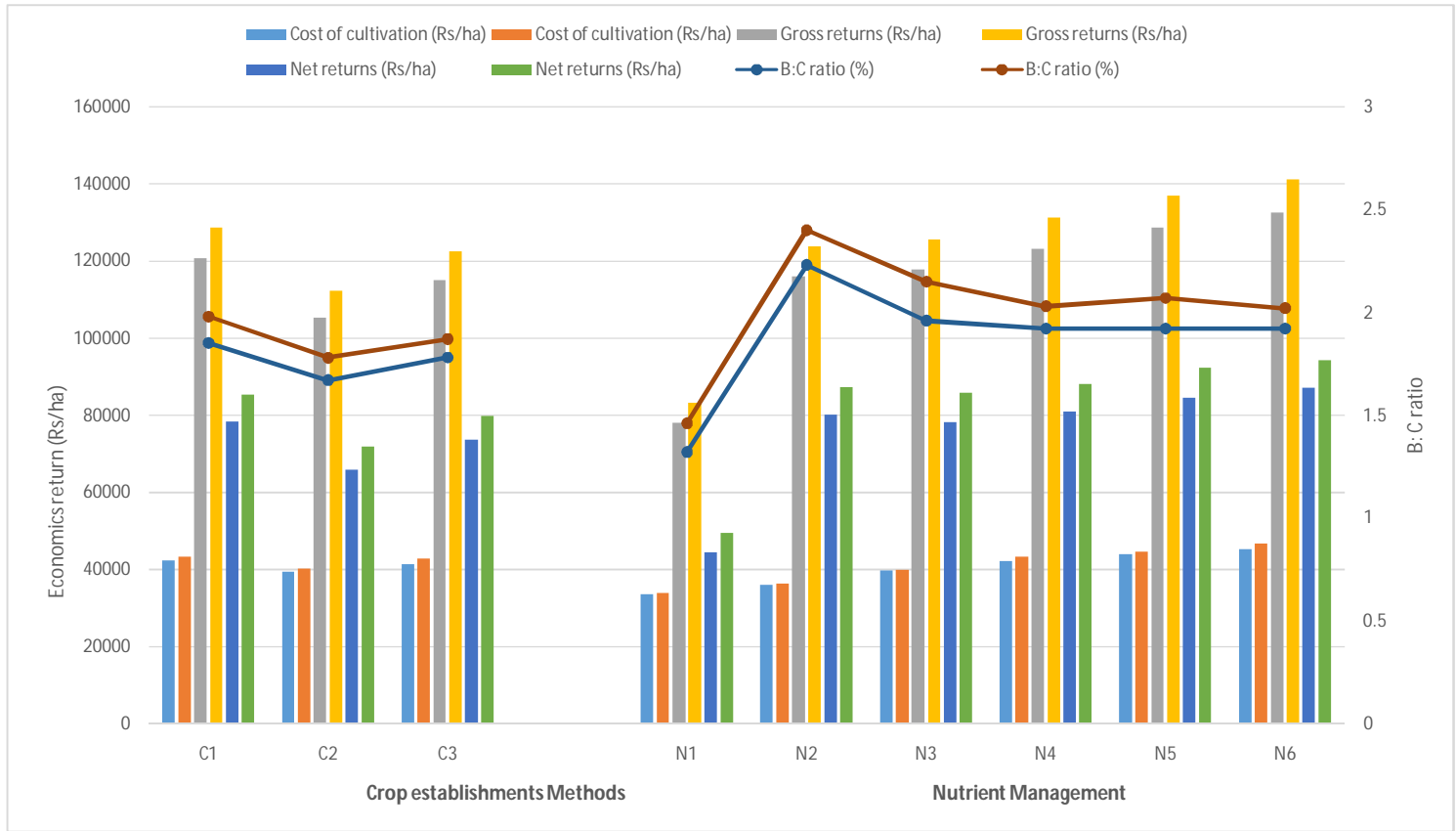


Figure 3: Economics of rice as effect of different crop establishment and nutrient management

References

- Anonymous. (2018).** Agriculture statistics at a glance. *Directorate of Economics and Statistics Department of Agriculture and cooperation Ministry of agriculture Govt. of India New Delhi.*
- Anonymous. (2019).** Agriculture statistics at a glance. *Directorate of Economics and Statistics Department of Agriculture and cooperation Ministry of agriculture Govt. of India New Delhi.*
- Babhulkar PS, Dinesk K, Badole WP, Balpande SS, Kar D (2000).** Effect of Sulfur and zinc on yield, quality and nutrient uptake by safflower in vertisols. *J. Indian Soc. Soil Sci.*, 48: 541-543.
- Beecher H G, Thompson J A, Dunn B W, Mathews S K. (2005).** Successful permanent raised beds in the irrigated farming systems of the Murrumbidgee and Murray valleys of New South Wales, Australia. *In: Roth C H, Fischer R A, Meisner C A. Evaluation and Performance of Permanent Raised Bed Cropping Systems in Asia, Australia and Mexico. Proceedings of a Workshop Held in Griffith, NSW, Australia 1 –3 March 2005. ACIAR Proceedings No. 121 :129–142.*
- Bhandari, A. L., J. K. Ladha, H. Pathak, A. T. Padre, D. Dawe and R. K. Gupta. (2002).** Dawe, D. A. Doberman, J. K. Yadav, R. L. Linbao, J. K. Gupta, P. Lal, G. Panullah, O. Sairam, Y. Singh, A. Swarup and Q. X. Zhen (2003). Do organic amendments improve yield trend and profitability in intensive rice system? *Field Crop Research*, **83**: 191- 213. Yield and soil nutrient changes in long term rice-wheat rotation in India. *Soil Science Society of American Journal*. **66**: 162 -170.
- Bhandari, S., Sapkota, S. and Gyawali, C. (2020).** Effect of Different Methods of Crop Establishment on Growth and Yield of a Spring Rice at Janakpur-dham-17, Dhanusha. *Malaysian Journal of Sustainable Agriculture*, 4(1), Pp. 10–15
- Chakraborty, D., Ladha, J.K., Rana, D.S., Jat, M.L., Gathala, M.K., Yadav, S., Rao, A.N., Ramesha, M.S. and Raman, A. (2017).** A global analysis of alternative tillage and crop establishment practices for economically and environmentally efficient rice production. *Scientific Reports*, 7(1), Pp. 1–11. <https://doi.org/10.1038/s41598-017-09742-9>.
- Chandankut, R. K., Verma, V. K., Meena R. N., Meena, K. C. and Singh R. K. (2015).** Effect of various crop establishment method and integrated nutrient management on growth, yield and economics of rice (*Oryza sativa* L.). *Journal of Pure and Applied Microbiology*. **9**(4): 2997-3003.
- Chapagain, A.K. and Orr, S. (2009).** An improved water footprint methodology linking global consumption to local water resources: a case of Spanish tomatoes. *Journal of Environmental Management* **90**: 1219-1228.
- Chauhan, Bhagirath, S., Jabran, K. and Mahajan, G. (2017).** Rice Production Worldwide. In Springer International Publishing (Issue February 2018). <https://doi.org/10.1007/978-3-319-47516-5>.
- Dawe, D. A. Doberman, J. K. Yadav, R. L. Linbao, J. K. Gupta, P. Lal, G. Panullah, O. Sairam, Y. Singh, A. Swarup and Q. X. Zhen (2003).** Do organic amendments improve yield trend and profitability in intensive rice system? *Field Crop Research*, **83**: 191- 213.
- Hussain, S., Ramzan, M., Rana, M. A. Mann, R. A. and Akhter, M. (2013).** Effect of various planting techniques on yield and yield components of rice. *Journal of Animal & Plant Sciences*, **23**(2): 672-674.

Comment [d29]: note mentioned in text, recheck

- Jat, M., Singh, R.G., Sidhu, H., Singh, U., Malik, R., Kamboj, B., Jat, R., Singh, V., Hussain, I., Mazid, M., Sherchan, D., Khan, A., Singh, V., Patil, S. and Gupta, R., (2010). Resource Conserving Technologies in South Asia.
- Jnanesha, A.C. and Kumar, A. (2017). Effect of Crop Establishment Methods on Growth Yield and Water Productivity of Rice. *International Journal on Agricultural Sciences*, 8(1), Pp. 40–45.
- Kumar V, Naresh RK, Tomar VK, Kumar R, Vivek, Kumar R, Yadav RB, Mahajan NC, Singh A, Singh SP, Chandra S, Yadav O.S. (2019). Growth, Yield and Water Productivity of Scented Rice (*Oryza sativa* L.) as Influenced by Planting Techniques and Integrated Nutrient Management Practice. *International Journal of Current Microbiology and Applied Sciences* 8(06): 2319-7706.
- Kumar, S. and Chandra, K.D. 2013. Soil and crop management practices for enhanced productivity of rice-wheat cropping system in India. New Delhi. 21: 286-290.
- Kumar, S. and Chandra, K.D. 2013. Soil and crop management practices for enhanced productivity of rice-wheat cropping system in India. New Delhi. 21: 286-290.
- Liu, J. and Yang, H. (2010). Spatial explicit assessment of global consumptive water uses in cropland: green and blue water. *Journal of Hydrology* 384: 187-197.
- Naresh R.K., Ghosh Arup., Kumar Vivak., Gupta R.K., Singh S.P., Purushottam, Kumar Vineet., Singh Vikrant., Mahajan1 N C., Kumar Arun., and Singh Onkar. (2017). Tillage Crop Establishment and Organic Inputs with *Kappaphycus*-Sap Effect on Soil Organic Carbon Fractions and Water Footprints *Int.J.Curr.Res.Aca.Rev.*2017; 5(5): 57-69.
- Naresh, R. K., Gupta, R. K., Kumar, A., Singh, B., Prakash, S., Kumar, S. and Rathi, R.C. (2011). Direct-seeding and reduced-tillage options in the rice-wheat system of the Western Indo-Gangetic Plains. *International Journal of Agricultural Sciences*7(1): 197–208.
- Naresh, R.K., Tomar, S.S., Samsher, P., Singh, S.P., Kumar, D., Dwivedi, A. and Kumar, V. (2014). Experiences with rice grown on permanent raised beds: effect of water regime and planting techniques on rice yield, water use, soil properties and water productivity. *Rice Science* 21(3):170–180.
- Pandey, M. K., Verma, A., Sirmaur, A and Dwivedi, A. (2018). Study the effect of different rice establishment techniques crop growth, yield and energy assessment and water productivity in rainfed conditions. *Journal of Pharmacognosy and Phytochemistry*. 7(1): 501-505.
- Rahman, A., Salam, M.A. and Kader, M.A. (2019). Effect of crop establishment methods on the yield of boro rice. *Journal of the Bangladesh Agricultural University*, 17(4), Pp. 521–525.
- Sah, M.K., Shah, P., Yadav, R., Sah, J.N. and Ranjan, R. (2019). Interaction of nitrogen doses and establishment methods in lowland rice at Parwanipur, Bara, Nepal. *Archives of Agriculture and Environmental Science*, 4(1): 113-118.
- Singh, S.K., Varma, S.C. and Singh, R.P. (2001). Effect of integrated nutrient management on yield, nutrient uptake and changes in soil fertility under rice (*Oryza sativa*)-lentil (*Lens culinaris*) cropping system. *Indian Journal of Agronomy*46(2):191–197.
- Singh, S.K., Varma, S.C. and Singh, R.P. (2001). Effect of integrated nutrient management on yield, nutrient uptake and changes in soil fertility under rice (*Oryza sativa*)-lentil (*Lens culinaris*) cropping system. *Indian Journal of Agronomy*46(2):191–197.
- Tuong, T.P. and Bouman, B.A.M., 2003. Rice Production in Water-scarce Environment. *Comprehensive Assessment of Water Management in Agriculture Series*, Pp. 53–67. Wallingford, UK: CABI Publishing.

Comment [d30]: Same reference should not be mentioned two time

Xu, L., Li, X., Wang, X., Xiong, D. and Wang, F. (2019).Comparing the grain yieldsof direct-seeded and transplanted rice: A meta-analysis. *Agronomy*,9(11). <https://doi.org/10.3390/agronomy9110767>.

Yogeswari D. and Porpavai S. (2018). Effect of crop establishment methods and irrigation scheduling on water use efficiency, water productivity and yield of rice.*Journal of Pharmacognosy and Phytochemistry*; 7(4): 901-904.

Points need to be incorporated:

Various sentences are not clearly expressing the meaning so rewrite the sentences.

Method Material, Results and discussion, conclusion should be written in past tense, recheck and change accordingly.

The concept like economics of rice, cost of cultivation, profitability has not been discussed anywhere in results and discussion part while in title of study it mentioned. So, please clarify.

Grammatical mistakes are also existed in sentences. Rewrite the sentences where is possible.

Reframe the references as most of the references have not contained the exact format of the journal.

UNDER PEER REVIEW