

STATUS OF INVASIVE SPECIES OF THRIPS, *THRIPS PARVISPINUS* (KARNY) INFESTING CHILLI AND INVESTIGATION STUDIES ON IPDM PACKAGE IN DHARMAPURI DISTRICTS, TAMILNADU, INDIA

Abstract

Roving survey results revealed that mean population of thrips, mite population and tospovirus incidence was recorded to be 1.63, 0.68 & 2.05 and 1.88, 0.74 & 1.57 in Pennagaram and Palacode blocks. In the field experiments, mean population in the module I IPDM module was recorded low thrips population (1.05 nos./leaf and 0.64 nos/Sq.m² leaves) followed by module II IPDM (1.11 Nos./leaf and 0.71 nos/Sq.m² leaves). A virus incidence of 1.0 to 2.0 % was recorded in treatment 2 module II and treatment 3 Farmers practices 2.2 to 9.5 % was observed. The percent reduction over control of thrips and mite population is highest in T1 followed by T2 and farmer practice (81.70, 80.66 and 56.48% & 79.61, 77.38 and 33.12 %). The percent reduction over control of tospovirus by thrips is highest in T1 IPDM module followed IPDM II than farmer practice (100, 88.88 and 54.40%). The yield of green chilli and BC ratio were found to be high in IPDM module (22.96 t/ha and 3.02) followed by module II IPDM (19.14 t/ha and 2.78) followed by farmer's practice (13.88 t/ha and 1.49).

Key words: Chilli, tospovirus incidence, thrips, mite, IPDM modules

1. INTRODUCTION

Chilli, *Capsicum annum* L. is one of the important cash crops grown in almost all parts of the country and cultivated in area 1013 hectare with production of 468 t/ha. and yield of 468 461.998 kg/ha in Dharmapuri districts [2]. India is the largest producer, consumer and exporter of chilli in the world and cultivated in an area of 7.32 lakh hectares with a production of 19.88 lakh tonnes in 2020-21. Chilli is considered as one of the most commercial spice crops. It is widely used universal spice that is referred as wonder spice. Chilli is an indispensable condiment in every household in India which is rich in Vitamin A and C. It is widely used as vegetables, sauce, pickles and curries. The hundred grams of edible portion of capsicum provides 24 k cal of energy, 1.3 g of protein, 4.3 g of carbohydrate and 0.3 g of fat [1]. In India, *Thrips parvispinus* (Karny) was first reported on Papaya from Bengaluru in 2015 and considering its potential to acquire pest status, regular monitoring of this pest was carried in other parts of India after its first record [3]. Among 57 species of insect and mite pests on record damaging chilli (Reddy and Puttaswamy 1984), yellow mite (*Polyphagotarsonemus latus* Banks) (Acarina: Tarsonemidae) and thrips (*Scirtothrips dorsalis* Hood) (Thripidae: Thysanoptera) are noted to be of much devastating causing yield loss to the tune of 12 to 90% at national level. In severe infestation, damage caused by thrips and mites are distinctly visible as the former causes typical upward leaf curling, whereas downward leaf curling visible in case of mites [4,8,9]. Thrips and Mites are common pests that can cause significant damage to chilli crops. Managing these pests is important to protect the yield and quality of the crop [10]. They infest the chilli crop from seedling stage to reproductive stage. Among different species of mites, yellow mite causes more destruction to the crop. Both adult and nymph stage of thrips and mites causes damage to the chilli crop by sucking the sap from leaves, shoots, buds and fruits. They cause 'leaf curl' symptoms in the affected plants. Mites thrive in hot and dry weather conditions and can cause severe damage during the flowering and fruiting stages of the crop. While thrips infestations are most severe during the early stages of crop growth and the damage can lead to a reduction in the number of fruits per plant and the size of the fruit. Hence, the present study will be taken for research on different IPM modules to record tospovirus transmitted by thrips in Dharmapuri district.

2. MATERIAL AND METHODS

2.1. Roving survey

Roving survey will be conducted in chilli crop at fortnightly interval during the Rabi season during 2023-2024 in Pennagaram and Palacode block of Dharmapuri District. Four villages will be selected in each block for monitoring the pest population and viral disease from 10 Days after transplanting to harvesting stage of chilli crop. Fixed plot survey was also conducted in Pennagaram block during 2023-2024. Ten plants were selected randomly for recording insects, mite pests from each plot. The leaf curl index (LCI) damage due to thrips and mite pests were also recorded based on visual observation on 0 - 4 scale. During the survey, the incidence of thrips was counted by using 10X magnifying lens. Later, they were transferred into small sized glass vials (3.5 x 1 cm) containing 70 per cent alcohol. For mites, three half to fully opened top, middle and bottom leaves on ten randomly selected plants were collected in perforated polythene bag of size 16 x 18 cm, and the samples were brought to laboratory and examined under 20X magnification binocular microscope. Total number of mites from each leaf were counted and expressed in terms of number of mites per leaf.

2.2. Field experiments

Field experiments were conducted at farmer's field at Horticultural College and Research Institute, Paiyur, Krishnagiri district and Roving survey and fixed survey was conducted the KVK, Papparayy, Dharmapuri district during 2023-2024 study management module strategies for Chilli thrips transmitted tospoviruses complex and Mites in Dharmapuri District. The field experiments were laid out in a randomized block design with three treatments including control with seven replications. Observations were recorded on population of thrips from 3 leaves representing top, middle and bottom and expressed as number of thrips per leaf and mite per square cm² done from one week after transplanting till the completion of vegetative stage. The per cent reduction over control and yield parameters on green pod yield and BC ratio was computed and the data were statistically analysed and compared.

2.2.1. Treatment details:

T1- IPDM Module I

Seed treatment / Seedling dip with *Bacillus subtilis* @10g/kg of seeds, soil application with Neem cake @ 100kg/acre (Basal), treatment with seeds with imidacloprid 70% WS @ 12 g/kg of seed, 3 row of border crop with sorghum, Installed with blue sticky traps @ 25-30 per acre for mass trapping, Neem Seed Kernel Extract (NSKE) 5% or Neem oil 3 % 25 DAT, Foliar spray with *Bacillus subtilis* @ 0.2%, Need based insecticide, Tolfenpyrad 15 % EC @ 1 litre/ha. or Acetamprid 20 SP @ 100 g /ha. or Spiromesifin 30 SC 2 ml/l

T2- IPDM Module II

Seedling root dipping with raw cow milk (15%) in combination with *Trichoderma*(4g), incorporation of Vermicompost at 2.5t/ha (basal). and Neem cake at 2.5q/ha. during transplanting, two rows of marigold barrier crop and marigold trap crop (1:16), spray of Garlic extract at 25 DAT, Foliar spray with *Trichoderma* @ 0.2% Need based Azadirachtin 10000 ppm (1 ml/l) + *Lecanicillium lecanii* at 5 g/l, Chlorfenapyr 10 EC @ 2 ml/lit.

T3- Farmers' practice Module III

Imidacloprid 17.8 spray- 0.5 ml / litre, sulphur @ 1g/lit Combination of insecticide - Four rounds of spray at 15 days interval during flowering period.

T4. Farmer practice spray, Imidacloprid 17.8 SL 0.5 ml / litre, Sulphur @ 1g/lit Combination of insecticide - Four rounds of spray at 15 days interval during flowering period.

3. RESULTS AND DISCUSSION

3.1. Roving survey and Field Experiments:

Pennagaram block, thrips and mite population was ranged viz., 0.80 to 3.50 nos/leaves and 0.11 to 1.80 nos/leaves. The mean population of thrips and mite viz., 1.88 nos/leaves and 0.74 nos/leaves in village of Onnappagoundanahalli, Tirumalvadi, Kadamadai and Alamarathampatti at Pennagaram block of Dharmapuri District (Table 2). During the survey, the virus incidence was ranged from 2.0 to 9.5%. The highest disease incidence of 9.5% in Alamarathampattivillage and lowest incidence of 2.0 % in Onnappagoundanahallivillage were recorded in Pennagaram block (Table 1). Palacode block, thrips and mite

population was ranged viz., 0.20 to 3.00 nos/leaves and 0.00 to 1.70 nos/leaves. The mean population of thrips and mite viz., 1.63 nos/leaves and 0.68 nos/leaves in village of Onnappagoundanahalli, Tirumalvadi, Kadamadai and Alamarathampatti at Palacode block of Dharmapuri District. During the survey, the virus incidence was ranged from 3.5 to 9.0 percent. The highest disease incidence of 9.0% in Somanahalli village and lowest incidence of 3.0 % in Elumichanahalli were recorded in Palacode block (Table 1). The present findings are in contradictory to the findings of [6] who reported that thrips populations ranged 0.00 to 7.80 per leaf with up to 92 per cent upward curling. Further, yellow mite counts ranged from 0.00 (at Mugalkod of Belguam) to 20.40 per leaf (at Eklasapur of Raichur) with up to 72 per cent downward leaf curling.

The field experiment conducted to Management module strategies for Chilli thrips transmitted tospoviruses complex and Mites in Dharmapuri District revealed that Module I : IPDM module showed maximum per cent reduction in thrips and mite damage (0.32 -2.52 Nos./leaf and 0.34 to 0.68 per square m²/leaf) followed by Module II (0.46 to 3.16 Nos./leaf and 0.58 to 0.96 per square m²/leaf), whereas farmer's practice recorded maximum of thrips and mites 6.46 numbers/leaf and 3.08 Nos/per square m² of leaf. Similarly the mean thrips population revealed that Module I of IPDM module recorded least thrips and mites population (1.05 Nos./leaf and 0.64 Nos/per square m² of leaf) followed by Module II IPDM (1.11 Nos./leaf and 0.71 Nos/per square m² of leaf) and Farmer's practice (4.22 Nos./leaf and 2.10 Nos/per square m² of leaf) (Table 1). Hence the per cent reduction over farmer's practice was found to be maximum in IPDM module (75.11% and 69.52 %) through followed by Module II IPDM (73.70% and 66.19 %) (Table 1). The yield of green chilli and BC ratio were found to be high in IPDM module (22.96 t/ha and 3.02) followed by Insecticide Module (19.14 t/ha and 2.78) and farmer's practice (13.88 t/ha and 1.49). [5] confirmly reported the Module-IV Mulch + Installation of blue sticky traps.+ Need based application of insecticides was most effective. Higher chilli yield of 32.22 q/ha with 87.08 % increase over untreated control followed by Module-I and Module-III and they were at par with each other with recorded yield of 30.55 q/ha and 27.77 q/ha respectively with 86.37% and 85.01% increase over control. [7] reported that several IPM approaches like timely planting, mulching, balanced use of nitrogenous fertilizers, installation of blue sticky traps, spraying of biopesticides and microbial pesticides and some insecticides like Spirotetramat @ 160g/acre, tolfenpyrad 15 EC @ 1 ml/L of water, spinetoram 11.7 SC @ 1 ml/L against the *thrips parvispinus* in chilli growing areas.

4. CONCLUSION

The mean thrips population revealed that Module I IPDM module recorded low thrips population (1.05 nos./leaf and 0.64 nos/sq.m² leaves) followed by Module II IPDM (1.11 nos./leaf and 0.71 nos/Sq.m² leaves). A virus incidence of 1.0 to 2.0 % was recorded in Treatment 2 module II and Treatment 3 Farmers practices 2.2 to 9.5 % t was observed. The thrips and tospovirus incidence was positively correlated with weather parameters and mite population was negatively correlated with weather parameters. The Percent reduction over control of thrips population is highest in T1 followed by T2 and then farmer practice (81.70, 80.66 and 56.48%). The percent reduction over control of tospovirus by thrips is highest in T1 IPDM module followed IPDM II than farmer practice (100, 88.88 and 54.40%). The yield of green chilli and BC ratio were found to be high in IPDM module (22.96 t/ha and 3.02) followed by Module II IPDM (19.14 t/ha and 2.78) followed by farmer's practice (13.88 t/ha and 1.49).

Disclaimer (Artificial intelligence)

Option 1:

Author(s) hereby declare that NO generative AI technologies such as Large Language Models (ChatGPT, COPILOT, etc.) and text-to-image generators have been used during the writing or editing of this manuscript.

Option 2:

Author(s) hereby declare that generative AI technologies such as Large Language Models, etc. have been used during the writing or editing of manuscripts. This explanation will include the name, version, model,

and source of the generative AI technology and as well as all input prompts provided to the generative AI technology

Details of the AI usage are given below:

- 1.
- 2.
- 3.

REFERENCES

1. Anonymous,. Nutritive value of Indian foods,2001.www.doctorndtv.com/health/nutritive.value.asp. 79
2. Anonymous. Department of Economics and Statistics, Chennai – 6.2020.
3. Anonymous. Division Directorate of Plant Protection Quarantine & Storage Welfare, NH-IV, Faridabad, Technical Bulletin IPM 01/2022.
4. Ahamd K, Mohamad MG, Murthy NSR.. Yield losses due to various pest in hot pepper. *Capsicum Newsletter* 1987. No. 6: 83–4. 2.
5. Lalitha Priya K, Sireesha N, Emmanuel B, Tanujapriya K, Umakrishna K. Evaluation of different integrated pest management modules against *Thrips parvispinus* Karny in chilli Y. *Pest Management in Horticultural Ecosystems*. 2022. Vol. 28, No.2 pp 27-31.
6. Manjunatha MCP, Mallapur S, Prabhu T, Kulkarni SV and Hanchinal SC. (2001) Efficacy of few chemicals against important chilli pests. *Karnataka J. Agric. Sci.* 14(2), 2001, 474-478.
7. Manisha Y., Balbir S, Geeta Devi D, Pooja K., Neeraj Kumar, Priyal Choudhary. *Thrips parvispinus* (Karny): Pest of concern to Indian farmers in Chilli – A Review *Biological Forum – An International Journal* 15(7) 2023, 177-184.
8. Rai A.B, Halder J, Kodandaram MH. Emerging insect pest problems in vegetable crops and their management in India: An appraisal. *Pest Management in Horticultural Ecosystems*, 2014: 113–22.
9. Reddy, DNR, Puttaswamy. Pest infesting chilli (*Capsicum annum* L.) in the transplanted crop. *Mysore J. Agric. Sci.* 19(1984), 236-237.
10. Veeranna D, Reddy RU, Moguloju M, Padmaja G. Report on heavy infestation and damage by invasive thrips species, *Thrips parvispinus* (Karny) on chilli in Telangana state of India. *The Pharma Innovation*. 2022;11(7):3845-8.

Table 1. Roving survey on incidence of thrips transmitted by Tospovirus and mite population in Pennagaram and Palacode block of Dharmapuri district in Chilli crop ecosystem

Months	Villages	Palacode block			Pennagaram block		
		Thrip/leaves	Mite/leaves	Virus incidence (%)	Thrip/leaves	Mite/leaves	Virus incidence (%)
September	Somanalli	0.50	0.20	0.0	1.00	0.20	0.00
	Elumichanahalli	0.20	0.40	0.0	1.67	0.50	0.00
	Kattampatti	0.70	0.60	0.0	1.70	0.11	0.00
	Indamangalam	2.00	0.30	3.5	0.80	1.00	0.00
October	Somanalli	1.00	0.30	0.0	3.50	0.50	3.50
	Elumichanahalli	1.70	1.20	0.0	2.80	1.00	0.00
	Kattampatti	0.60	0.50	0.0	1.80	1.00	0.00
	Indamangalam	2.30	1.70	4.50	2.00	1.50	9.50
November	Somanalli	1.00	1.40	0.0	3.10	0.90	5.00
	Elumichanahalli	2.00	0.30	3.0	1.40	1.80	0.00
	Kattampatti	2.50	1.20	4.50	1.00	0.80	0.00
	Indamangalam	1.90	0.80	0.0	1.60	1.00	0.00
December	Somanalli	3.00	1.40	9.0	1.90	1.00	2.00
	Elumichanahalli	2.20	0.60	4.0	1.80	0.60	0.00
	Kattampatti	2.50	0.70	4.0	2.40	1.00	5.00
	Indamangalam	1.40	0.90	0.0	1.70	0.60	0.00
January	Somanalli	1.10	0.80	0.0	1.90	0.20	2.00
	Elumichanahalli	2.00	0.20	4.50	2.40	0.50	4.50
	Kattampatti	1.80	0.00	0.0	1.60	0.40	0.00
	Indamangalam	2.10	0.10	3.5	1.50	0.20	0.00
Mean		1.63	0.68	2.03	1.88	0.74	1.58

Table 2. Evaluation of different IPDM modules for the management of chilli thrips transmitted tospoviruses complex during 2023-2024

Treatments	Mean number of thrips/leaf								Per cent redn. over FP	Yield t/ha	BC ration
	1 WAT	3 WAT	5 WAT	7 WAT	9 WAT	11 WAT	13 WAT	Mean			
T1- IPDM Module I	0.66 ^a (0.81)	0.46 ^a (0.67)	0.32 ^a (0.56)	0.96 ^a (0.97)	2.52 ^a (1.58)	1.96 ^a (1.4)	0.48 ^a (0.69)	1.05	81.70	22.96 ^a (4.79)	1:3.02
T2- Module II	0.84 ^b (0.91)	0.62 ^a (0.78)	0.46 ^a (0.67)	1.60 ^a (1.26)	3.16 ^b (1.77)	2.14 ^b (1.46)	1.02 ^b (1.00)	1.11	80.66	19.14 ^b (4.37)	1:2.78
T3 – Farmers' practice	2.14 ^b (1.14)	3.32 ^b (1.82)	4.32 ^b (2.07)	5.16 ^b (2.27)	6.46 ^c (2.54)	5.02 ^c (2.24)	3.12 ^c (1.76)	4.22	26.48	13.88 ^c (3.72)	1:1.49
T4- Untreated check	3.15 ^c (1.77)	3.98 ^b (1.99)	4.88 ^b (2.20)	5.89 ^b (2.42)	7.27 ^c (2.69)	7.34 ^c (2.70)	7.69 ^c (2.77)	5.74	-	11.95 ^d (3.45)	1:1.35
SE (d)	0.216	0.277	0.530	0.732	0.366	0.806	0.237				
CD (0.05)	0.452	0.58	1.107	1.530	0.760	1.684	0.496				

*Mean of seven replications

WAT-Weeks after transplanting

Figures in parentheses are *square root* transformed values; In a column, means followed by a common letter(s) are not significantly different by DMRT (P=0.05).

Table 3. Evaluation of different IPDM modules for the management of mite in chilli during 2023-2024

Treatments	Mean number of mite/leaf					Per cent redn. Over FP
	9 WAT	11 WAT	13 WAT	15WAT	Mean	
T1- IPDM Module I	0.62 ^a (0.79)	0.34 ^a (0.58)	0.68 ^a (0.82)	0.44 ^a (0.66)	0.64	79.61
T2- Module II	0.74 ^{ab} (0.86)	0.58 ^a (0.76)	0.96 ^b (0.98)	0.82 ^b (0.91)	0.71	77.38
T3 – Farmers' practice	1.20 ^{bc} (1.10)	1.80 ^b (1.34)	2.32 ^c (1.52)	3.08 ^c (1.75)	2.10	
T4-Untreated check	2.02 ^c (1.14)	2.62 ^b (1.61)	3.69 ^c (1.92)	4.26 ^d (2.06)	3.14	33.12
SE (d)	0.290	0.264	0.310	0.504		
CD (0.05)	0.606	0.553	0.649	1.053		

*Mean of seven replications

WAT-Weeks after transplanting

Figures in parentheses are *square root* transformed values; In a column, means followed by a common letter(s) are not significantly different by DMRT (P=0.05).

Table 4. Evaluation of different IPDM modules for incidence of tospovirus by thrips in Chilli

Treatments	Mean number of tospovirus incidence					Per cent redn. over FP
	7 WAT	9 WAT	9 WAT	13WAT	Mean	
T1- IPDM Module I	0.0	0.0	0.0	0.0	0.00	100.00
T2- Module II	0.0	1.0	2.0	2.0	1.25	88.88
T3 – Farmers' practice	2.2	4.0	5.0	9.5	5.17	54.40
T4. Untreated check	2.56	4.50	6.50	10.50	11.25	-

Mean of seven replications

WAT-Weeks after transplanting

Figures in parentheses are arcinetransformed values; In a column, means followed by a common letter(s) are not significantly different by DMRT (P=0.05).

Fig. 1. Roving survey of insects pest and virus incidence in Chilli ecosystem in Palacode block

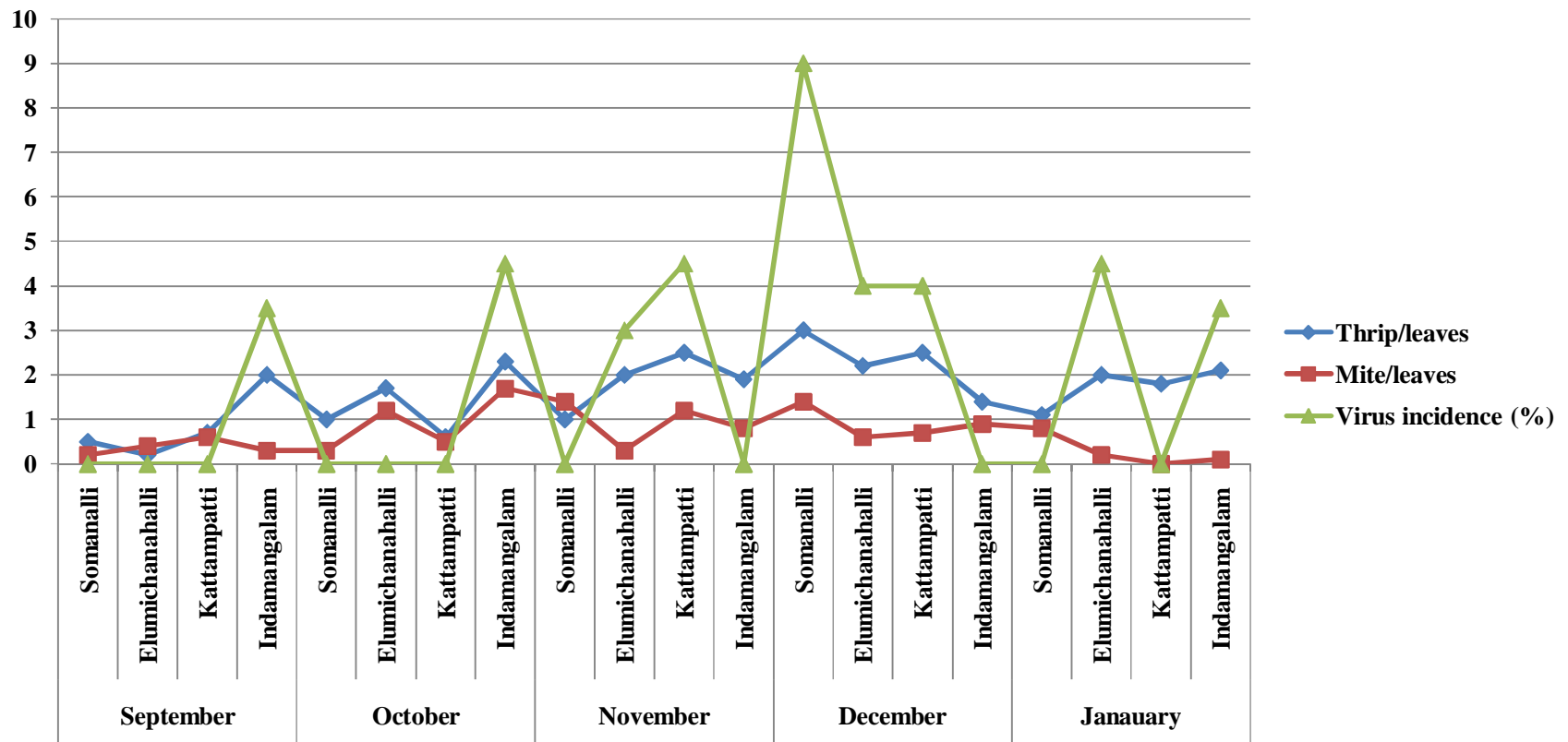


Fig. 2. Roving survey of insects pest and virus incidence in Chilli ecosystem in Pennagaram block

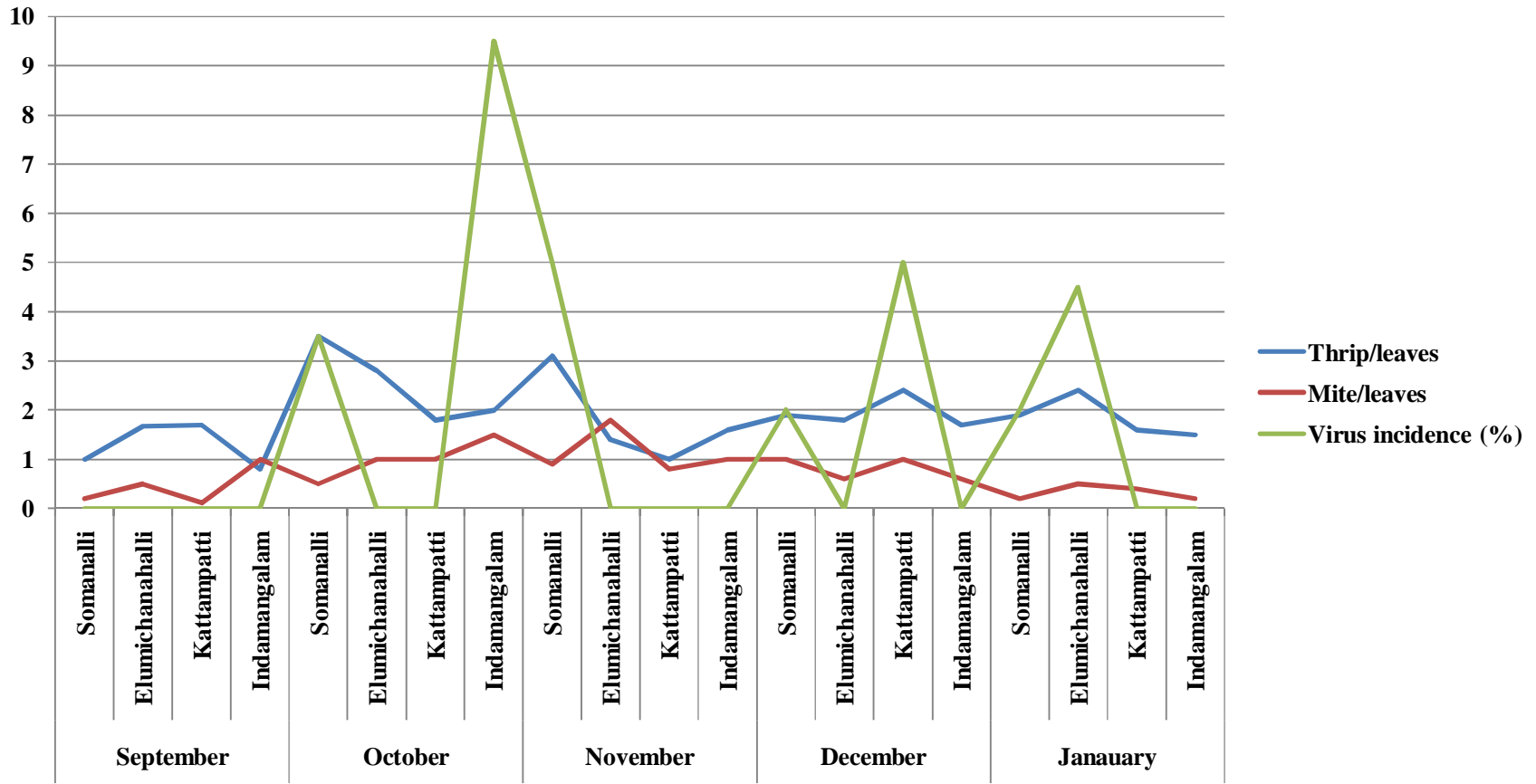
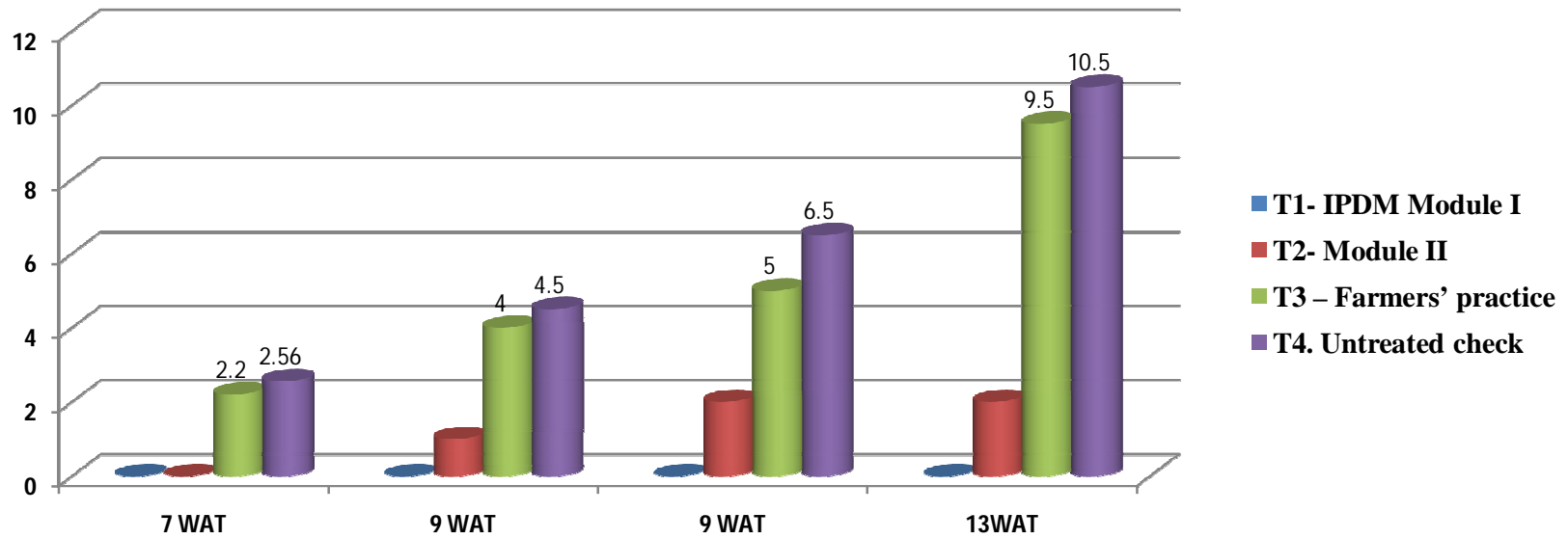


Fig.3 Incidence of Tospovirus by chilli thrips



UNDER P...