

Efficacy of *Pseudomonas fluorescens* and organic amendments against black root rot disease caused by *Rhizoctonia solani* in strawberry (*Fragaria x ananassa* Duch.)

12

ABSTRACT

Black root rot of strawberry caused by *Rhizoctonia solani* is one of the devastating soil borne disease. An experiment was conducted to evaluate the efficacy of organic amendments, PGPR (*Pseudomonas Fluorescens*) and botanical treatment for the management of *R. solani* on strawberry. The study was laid out in Randomized Block design (RBD) including 4 replications with 8 treatments in pot condition at the greenhouse of Department of Plant Pathology, Sam Higginbottom University of Agriculture, Technology and Sciences, Prayagraj, Uttar Pradesh, during Rabi season 2023-2024. The treatments consisted of combination of FYM, vermicompost, biomix compost, neem cake, cocopeat and botanical neem leaf extract were used as soil amendments and *P. fluorescens* as root treatment for evaluation on the plant growth, yield, physicochemical parameters (TSS and total ascorbic acid), disease intensity (%) and benefit cost ratio of strawberry. The present investigation results revealed that T₇ – *P. fluorescens* (0.3%) + FYM @ 100g + biomix compost @ 15g + vermicompost @ 15g + neem leaf extract @10% had the most promising results in term of maximum plant height (14.9 cm), maximum leaf number(15.75), days taken to first flowering (86 days), berry length (4.08 cm), berry diameter (2.84 cm), yield (38.87 qha⁻¹), TSS (8.80 °Brix), total ascorbic acid (51.60mg/100g) and B:C ratio (1:2.24). It was also observed that T₇ superior over other treatments giving least per cent disease intensity (30.75 %) followed by T₆ – FYM @100g + *P. fluorescens* (0.3%) + biomix compost @15g + neem cake @15g + neem leaf extract @10% (35.50%). These findings highlight the potential of organic amendments, PGPR (*P. fluorescens*) and botanical treatments, as effective alternatives for managing black root rot disease caused by *R. solani* in strawberry cultivation.

Keywords: Black root rot, *Rhizoctonia solani*, *Pseudomonas fluorescens*, FYM, vermicompost, biomix compost, neem cake, neem leaf extract

1. INTRODUCTION

Strawberry (*Fragaria x ananassa* Duch.) cv. Chandler is an important fruit that belongs to the family Rosaceae and genus *Fragaria*. It occupies an important place among the small fruit plants and it is grown throughout the world. It is a good source of essential nutrients, antioxidants, bioactive compounds and beneficial phytochemicals, which have relevant biological activity in human (Nishu *et al.*, 2021).

Strawberries are grown worldwide in approximately 80 countries and grows on 397,603 ha with a worldwide production of more than 9.5 million tons. Leading strawberry-producing countries are the China (3.3 million tons), USA (1.2 million tons) and Turkey (0.7 million tons) (FAO STAT, 2023). In India encompasses an estimated area of around 3310 ha with total production of 19.84 metric tonnes (Horticultural statistics at a glance, 2021).

Strawberry is one of the important temperate fruits of India. Its successful cultivation requires an optimum day temperature of 22-23°C and night temperature of 7-13°C in India (Tripathi *et al.*, 2015). The Panchgani-Mahabaleshwar region of Maharashtra grows more than 85 percent of country's strawberries. Presently, strawberry cultivation is spreading in plain of Indian climatic condition (Meena *et al.*, 2018).

Strawberry plants are affected by a large number of diseases caused by fungi, bacteria, viruses, nematodes and arthropods. These pathogens cause damage on the leaves, roots, crowns and fruits. Among different diseases, black root rot is a common, yield-limiting and serious disease complex that adversely affects strawberry production in many regions of the world. It is considered to be a complex disease, caused by the several pathogens (*Rhizoctonia* spp., *Pythium* spp., *Fusarium* spp. and *Cylindrocarpon* spp.), environmental factors and nematodes on strawberry (Matsumoto and Yoshida, 2006). The organism that is most commonly associated with the black root rot complex is *Rhizoctonia solani* and *R. fragariae*. These pathogens, single or in combination fill the vascular system of strawberries, resulting in the prevention of nutrient and water uptake (Demir et al., 2023).

This disease can cause yield losses of 30-50% in strawberries, decline in vigour and productivity of the plant stand causing damage to the host and considerable reduction in the yield (Ahmed et al., 2017). Black root rot disease of strawberry characterised by stunted growth, brittle, wilt under heat stress and blackened root systems. They produced fewer crowns of reduced diameter compared with unaffected plants and produced less fruit of reduced quality. Affected plants leaves are generally smaller and few numbers of runners are produced (Kumari and Thakur, 2022).

The major approach to control crown and root-rot in strawberry cultivation has dependent on injecting artificial fungicides (Coque et al., 2020). However, the usage application of fungicides raises a number of problems, including the buildup of resistance in the diseases that are being targeted, harmful residue on fruits and adverse outcomes on the earth as well as society (Mheidi et al., 2023). In recent years, plant extracts derivatives become the importance for the control of the plant diseases due to their antifungal and antibacterial properties. The application of botanical extracts for disease management could be less expensive, less polluting and ecofriendly (Rahila et al., 2020).

Use of organic by-products as amendments to reduce soilborne plant diseases is gaining the interest of plant pathologists, manufacturing and processing industries, regulators, consumers and growers. The potentiality of Plant growth-promoting rhizobacteria in agriculture is steadily increased as it offers an attractive way to replace the use of chemical fertilizers, pesticides and other supplements. Biocontrol of strawberry root rot triggered by the *Rhizoctonia* genus can be accomplished by either boosting native antagonists like those present in organic manure like vermicompost, FYM etc. to a density adequate for suppression of pathogen(s) or inserting alien antagonists. Amid the many antagonists investigated by scientists are the *Bacillus* in addition to *Pseudomonas* genera, which have been proven to be beneficial for lowering the spread of numerous soil-borne diseases (Attia, 2019). Thus, the present study aimed to evaluate the effect of selected organic amendments and PGPR (*Pseudomonas fluorescens*) for the management of black root rot caused by *Rhizoctonia solani* in strawberry. Keeping the above in view the study was undertaken during Rabi season 2023, at the green house, Department of Plant Pathology, Sam Higginbottom University of Agriculture, Technology and Sciences, Prayagraj.

2. MATERIAL AND METHODS

The experiment was carried out in pot condition at the green house, Department of Plant Pathology, Sam Higginbottom University of Agriculture, Technology and Sciences, Prayagraj during Rabi season 2023. The study was laid-out in Randomized Block Design (RBD) with four replications. The treatments include the combination of different organic amendments like FYM, vermicompost (VC), biomix compost (BC) – organic compost mixed with bio fertilizers like PSB and *Azotobacter chroococcum*, neem cake (NC) and cocopeat (CP) were applied as soil amendments (SA) during the soil preparation, botanical neem leaf extract (NLE) was applied as soil drenching (SD) and liquid formulation *Pseudomonas fluorescens* (Pf) in broth was applied as root dip (RD) of the runners for 30 mins before planting of the runners. 8 treatment combinations viz., T₀ – control (untreated check), T₁ - FYM @100g (SA) + Pf @ 0.3% (RD) + VC @15g (SA) + NLE @ 10% (SD), T₂ - FYM @100g + Pf @ 0.3% (RD) + BC @15g (SA) + NLE @10% (SA), T₃ - FYM @100g + Pf @ 0.3% (RD) + CP @ 15g (SA) + NLE @10% (SA), T₄ - FYM @100g + Pf @ 0.3% (RD) + NC @15g (SA) + NLE @10% (SD), T₅ – FYM @100g + Pf @ 0.3% (RD) + BC @15g (SA) + CP @15g (SA) + NLE @10%(SD), T₆ – FYM @100g + Pf @0.3% (RD) + BC @15g (SA) + NC @15g (SA) + NLE @10% (SD) and T₇ - FYM @100g + Pf @ 0.3% (RD) + BC @15g (SA) + VC @15g (SA) + NLE @10% (SD) were adopted. The data recorded of different parameters during experiment were pooled and analyzed. Observation on plant height and numbers of leaves were recorded at 30, 60, 90 and 120 DAT. At each picking, data of berry weight and yield were recorded. The length and width of five randomly selected berries were by using vernier callipers.

2.1 Isolation and identification of the pathogen

Diseased plants were collected from different places during the cropping season and isolation of pathogen was carried out in the laboratory. Firstly, collected plant diseased samples (roots) washed thoroughly with water, cut off to the part with the symptom of 2 mm, surface sterilized with the 1 per cent sodium hypochlorite (NaOCl) solution for 1 min, then washed with sterilized distilled water thrice to remove any sodium hypochlorite traces and dried by sterilized filter paper and then transferred to the petri plates with potato dextrose agar media (1 pieces for each plate) with the help of sterilized needle and incubated in incubator at 28 ± 2°C for 2-3 days and examined at frequent intervals to check the growth of the fungal pathogen..

The fungal colony culture was initially white, cottony and abundant in aerial mycelium, but it progressively turned into brown colour. Sclerotia of the cultural type were scattered separately or sometimes joined laterally on PDA. They were dark brown to black, subspherical to irregular and 0.6 -6.0 mm in diameter. The hyphae are typically wide (6-12 µm) and exhibit right-angled branching with a characteristic constriction at the point of branching and a septum near the branch. The cells are

93 multinucleate and the hyphal walls are generally smooth. The fungus does not produce spores, which is unusual for many
 94 fungal pathogens, but instead forms hard sclerotia, darkly pigmented structures that allow it to survive in harsh conditions.
 95 The fungus was identified as *R. solani* based on cultural appearance on media, sclerotial morphology and other
 96 physiological characteristics of mycelium (Kim *et al.*, 1994).

97 98 **2.1.1 Purification and maintenance of the pathogen**

99 The cultures of the fungus were sub-cultured on petri plates and kept in laboratory at 28 ± 1 °C for 15 days. Such mother
 100 cultures were preserved at 4 °C in refrigerator. Further, these cultures were sub-cultured once in a month and used for
 101 future purpose (Toussoun and Nelson, 1976).

102 103 **2.2 Preparation of Phyto-extracts**

104 Fresh and healthy neem leaves were collected and washed with running tap water followed by sterile distilled water and
 105 air dry at 27 °C. The plant materials and water were used at a ratio of 1:1 (weight: volume) and ground the mixture by using
 106 pestle and mortar to obtained extract. The extracts were then filtered through double-layered muslin cloth and then with
 107 filter paper. The concentrated filtrated neem leaf extract was considered as standard solution (100%). The neem leaf extract
 108 at 10% prepared from standard was drenched at the rhizosphere region of the plant (Bambode and Shukla, 1973).

109 110 **2.3 Measurement of total soluble solids (TSS) along with total ascorbic acid (vitamin C)**

111 A digital hand refractometer was utilized to figure out the total soluble solids content of the strawberry (Paul *et al.*, 2010).
 112 Ascorbic acid content was calculated by using 2, 6-Dichlorophenol indophenol visual titration method. Dye solution was
 113 prepared by dissolving 42 mg of NaHCO₃ in a small amount of distilled water and added 52g of 2,6- dichlorophenol
 114 indophenols and diluted with distilled water to 200ml. Standard vitamin C solution was prepared by taking 100 mg of vitamin
 115 C mixed with 100 ml of 3 percent oxalic acid in 100 ml volumetric flask. 10 ml of standard vitamin C solution was taken in a
 116 conical flask and it was titrated with prepared dye from burette until the solution turn into light pink and recorded dye used
 117 while titration process (V₁ ml). 5 g of strawberry sample was taken and grinded into strawberry juice and filterd by using
 118 double layering muslin cloth and added 4 per cent oxalic acid to a known volume volume (100ml), then pipetted 5 ml of the
 119 supernatant and added 10 ml 4 per cent oxalic acid and titrating against dye (V₂ ml). The content of vitamin C in strawberry
 120 was calculated using the formula (Sadasivam and Balasubraminan, 1987) which is given below

$$121 \text{ Content of vitamin C (mg/100g)} = \frac{V_1 \text{ml} \times 5 \text{ml} \times \text{weight of the sample}}{0.05 \times V_2 \text{ml} \times 100 \text{ml}} \times 100$$

122 123 **2.4 Disease assessment**

124 Plants per treatment per replication were regularly watched for first appearance of disease. The observation on disease
 125 intensity was recorded using a progressive 0-5 scale, as showed in (Table 1 and Plate1). Numerical rating scale was given
 126 on the basis of percentage of area infected by pathogen on the root (Fang *et al.*, 2011) as described below

127
128 **Table 1 Disease rating scale**

Scale	Description
0	root well developed, no discolouration
1	<25% root discoloured
2	≥25%, <50% root discoloured
3	≥50%, <75% root discoloured
4	≥75% root discoloured
5	all root discoloured (rotted)

129
130
131
132
133
134
135
136
137
138

139
140

Plate 1. Disease rating scale



141
142
143
144

2.4.1 Per Cent Disease Intensity (PDI)

Per cent disease intensity was recorded at 150 DAT at the end of the experiment. Per cent disease intensity was calculated in accordance with following formula (Mckinney, 1923) which was given below

148

$$\text{Disease intensity (\%)} = \frac{\text{Sum of all individual disease ratings}}{\text{Total no. of plants observed} \times \text{Maximum disease grade}} \times 100$$

149
150

2.5 Benefit cost ratio

Cost of cultivation, gross return, net return and benefit cost ratio was worked out to evaluate the economics of each treatment, based on the existing market prices of input and output (Reddy and Reddi, 2004). The benefit cost ratio was calculated by using the following formula

154

$$\text{B: C ratio} = \frac{\text{Gross return (Rs/ha)}}{\text{Cost of cultivation (Rs/ha)}}$$

155
156

3. RESULTS AND DISCUSSION

Under greenhouse condition, plant height and numbers of leaves were recorded at 30, 60, 90 and 120 DAT. At each picking, data of berry weight and yield were recorded. The length and width of five randomly selected berries were by using vernier callipers.

159
160
161

3.1 Plant height (cm) of strawberry

The data presented in the table 2 and depicted in figure 1 revealed that plant height (cm) of strawberry significantly increased in treatment T₇- FYM @100g +Pf @0.3% + BC @15g + VC @15g + NLE @10% (14.90 cm) followed T₆ – FYM @100g + Pf @0.3% + BC @15g + NC @15g + NLE @10% (13.97 cm), T₁- FYM @100g + Pf @0.3% + VC @15g + NLE @10% (13.22 cm), T₅- FYM @100g + Pf @0.3% + BC @15g+ CP @15g + NLE @10% (13.10 cm), T₂- FYM @100g + Pf @0.3% + BC @15g + NLE @10% (12.42 cm), T₄- FYM @100g + Pf @0.3% + NC @15g + NLE @10% (11.70 cm), T₃- FYM @100g + Pf @0.3% + CP @15g + NLE @10% (11.00 cm) as compared to (untreated checked) T₀- control (8.60 cm).

168
169
170

Comparing the treatments with the CD value (0.66) all the treatments (T₁, T₂, T₃, T₄, T₅, T₆ and T₇) were found significant over (untreated checked) T₀- control. Among the treatments (T₁ and T₅) were found non-significant to each other, (T₂, T₃, T₄, T₆ and T₇) were found to be significant over all the other treatments.

171
172
173
174
175
176
177
178
179

As per finding from this study, the maximum plant height (cm) was observed in T₇- FYM @100g + Pf @0.3% + BC @15g + VC @15g + NLE @10%. The probable reasons for this result may be due to the soil nitrogen contents increased with the use of FYM and other organic fertilizer. Nitrogen is the constituent of chlorophyll, more chlorophyll contents result in more photosynthesis, thus may have increased plant height in strawberry (Zahid et al., 2022). Vermicompost may have attributed to better availability of plant growth regulator and humic acid which is produced by the increased activity of microbes. The microbes like fungi, bacteria, yeast, actinomycetes, algae etc. are capable to produce auxin, gibberellin (Singh et al., 2008). *Pseudomonas fluorescens* generates indole acetic acid as a growth regulator which may have helped in strawberry plant growth (Badawy, 2023). The increment in growth parameter due to the biofertilizers application might be due to the vital role and promoting effect of bacteria present in the applied biofertilizers on morphology and physiological of the root system,

thus favouring the growth parameter and contributing some hormones like gibberellin, auxin and cytokinin. Similar findings are consistent with research conducted on *Moringa oleifera* Lam. plants (Youssef, 2016). Compounds from neem leaf such as isoprenoids (azadirone, gedunin, vilasinin, azadirachtin) and non-isoprenoids (sulphurous compounds, poly phenolics like flavonoids, dihydrochalcone, coumarin, tannins) were reported to be fungistatic in nature. Different parts of neem have demonstrated great biological activities against microbes through the inhibition of growth and breakdown of their cell walls. Similar findings have been reported by Bhattarai *et al.*, (2022) and Adusei and Azupio (2022). So, neem leaf extract significantly inhibits the pathogen and may have leads to better health of the plant which in turn may have helped the plant in attaining maximum plant height.

3.2 Numbers of leaves of strawberry

The data presented in the table 2 and depicted in figure 1 revealed that number of leaves of strawberry significantly increased in treatment T₇ - FYM @100g + Pf @0.3% + BC @15g + VC @15g + NLE @10% (15.75) followed T₆ - FYM @100g + Pf @0.3% + BC @15g + NC@15g + NLE @10% (14.37), T₅ - FYM@100g + Pf @0.3% + BC @15g + CP @15g + NLE @10% (13.00), T₁ - FYM @100g + Pf @0.3% + VC @15g + NLE @10% (12.50), T₂ - FYM @100g + Pf @0.3% + BC @15g + NLE @10% (11.87), T₄ - FYM @100g + Pf @0.3% + NC @15g + NLE @10% (10.37), T₃ - FYM @100g + Pf @0.3% + CP @15g + NLE @10% (9.00) as compared to (untreated checked) T₀ - control (7.50).

Comparing the treatments with the CD value (1.25) all the treatments (T₁, T₂, T₃, T₄, T₅, T₆ and T₇) were found significant over (untreated checked) T₀ - control. Among the treatments (T₁, T₂ and T₅) were found non-significant to each other, (T₃, T₄, T₆ and T₇) were found to be significant over all the other treatments.

As per finding from this study, the maximum numbers of leaves were observed in T₇ - FYM @100g + Pf @0.3% + BC @15g + VC @15g + NLE @10%. The probable reasons for this result may be due to the soil nitrogen contents increased with the use of FYM and other organic fertilizer. Nitrogen is the constituent of chlorophyll, more chlorophyll contents result in more photosynthesis, thus may have increased numbers of leaves in strawberry (Zahid *et al.*, 2022). Application of PSB contain in biomix compost may have helped in cell elongation and cell division in meristematic region of plant, this may be due to the production of plant growth regulator such as IAA and GA (Kumar *et al.*, 2015). *Pseudomonas fluorescens* generates indole acetic acid as a growth regulator which may have helped in strawberry plant growth (Badawy, 2023). Compounds from neem leaf such as isoprenoids and non-isoprenoids were reported to be fungistatic in nature. Different parts of neem have demonstrated great biological activities against microbes through the inhibition of growth and breakdown of their cell walls. Similar findings have been reported by Bhattarai *et al.* (2022) and Adusei and Azupio (2022). So, neem leaf extract significantly inhibits the pathogen and may have leads to better health of the plant.

Table 2. Effect of selected treatments on plant height (cm), number of leaves, days taken to first flowering (days), berry length (cm) and berry diameter (cm)

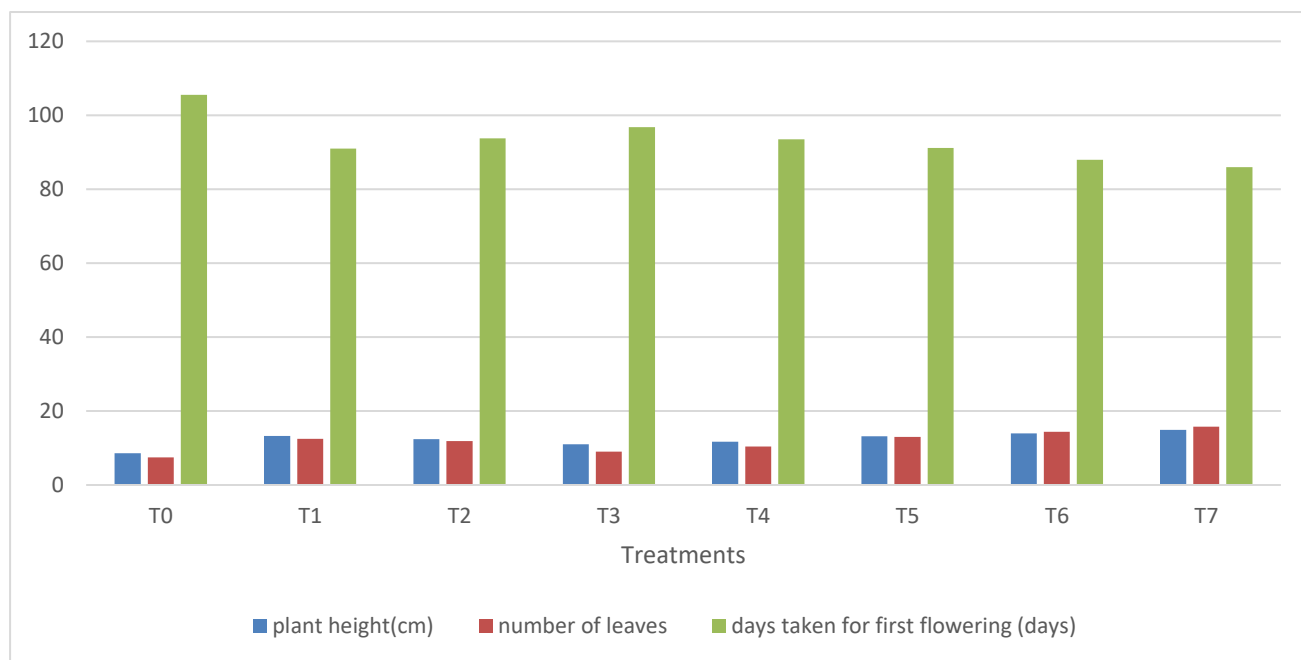
Treatments	Plant Height (cm)	Numbers of leaves	Days taken to first flowering (days)	Berry length (cm)	Berry diameter (cm)
T ₀ - Control (untreated checked)	8.60	7.5	105.50	2.02	1.72
T ₁ - FYM @100g + Pf @0.3% + VC @15g + NLE @10%	13.22 ^a	12.50 ^a	91.00 ^b	3.80 ^a	2.54 ^a
T ₂ - FYM @100g + Pf @0.3% + BC @15g+ NLE @10%	12.42	11.87 ^a	93.75 ^a	3.42	2.52 ^a
T ₃ - FYM @100g + Pf @0.3% + CP @15g + NLE @10%	11.00	9.00	96.75	3.18	2.30 ^b
T ₄ - FYM @100g + Pf @0.3% + NC @15g + NLE @10%	11.70	10.37	93.50 ^a	3.62	2.28 ^b
T ₅ - FYM @100g + Pf @0.3% + BC @15g + CP @15g +NLE@10%	13.15 ^a	13.00 ^a	91.12 ^b	3.82 ^a	2.58 ^a
T ₆ - FYM @100g + Pf @0.3% + BC @15g + NC @15g+NLE@10%	13.97	14.37	88.00	3.86 ^a	2.60 ^a
T ₇ - FYM @100g + Pf @0.3%+ BC @15g + VC @15g+NLE@10%	14.90	15.75	86.00	4.08	2.84
CD at 5%	0.66	1.25	1.67	0.17	0.20

220
221
222
223

Table 3. Effect of selected treatments on TSS(°Brix), total ascorbic acid (mg/100g), yield (q/ha), disease intensity (%) and B:C ratio

Treatments	TSS (°Brix)	Total ascorbic acid (mg/100g)	Yield (q/ha)	Disease intensity (%) at 150 DAT	B:C ratio
T ₀ - Control (untreated checked)	6.50	46.00	20.60	50.75	1:1.63
T ₁ - FYM @100g + Pf @0.3% + VC @15g + NLE @10%	8.13 ^a	49.66 ^a	33.86	35.75 ^a	1:2.11
T ₂ - FYM @100g + Pf @0.3% + BC @15g + NLE @10%	8.03	49.00 ^b	31.99 ^a	40.50 ^b	1:1.93
T ₃ - FYM @100g + Pf @0.3% + CP @15g + NLE @10%	7.16	47.17	30.25	45.25	1:1.86
T ₄ - FYM @100g + Pf @0.3% + NC @15g + NLE @10%	7.36	48.57 ^b	31.84 ^a	42.75	1:1.87
T ₅ - FYM @100g + Pf @0.3% + BC@15g + CP@15g + NLE@10%	8.16 ^a	50.00 ^a	32.06 ^a	39.25 ^b	1:1.82
T ₆ - FYM @100g + Pf @0.3% + BC @15g + NC @15g + NLE@10%	8.43 ^a	50.93	35.86	35.50 ^a	1:2.14
T ₇ - FYM @100g + Pf @0.3% + BC @15g + VC@15g + NLE@10%	8.80	51.60	38.87	30.75	1:2.24
CD at 5%	0.18	0.55	1.46	2.23	

224
225



226
227
228
229

Fig. 1. Effect of selected treatments on plant height (cm), number of leaves and days taken to first flowering (days)

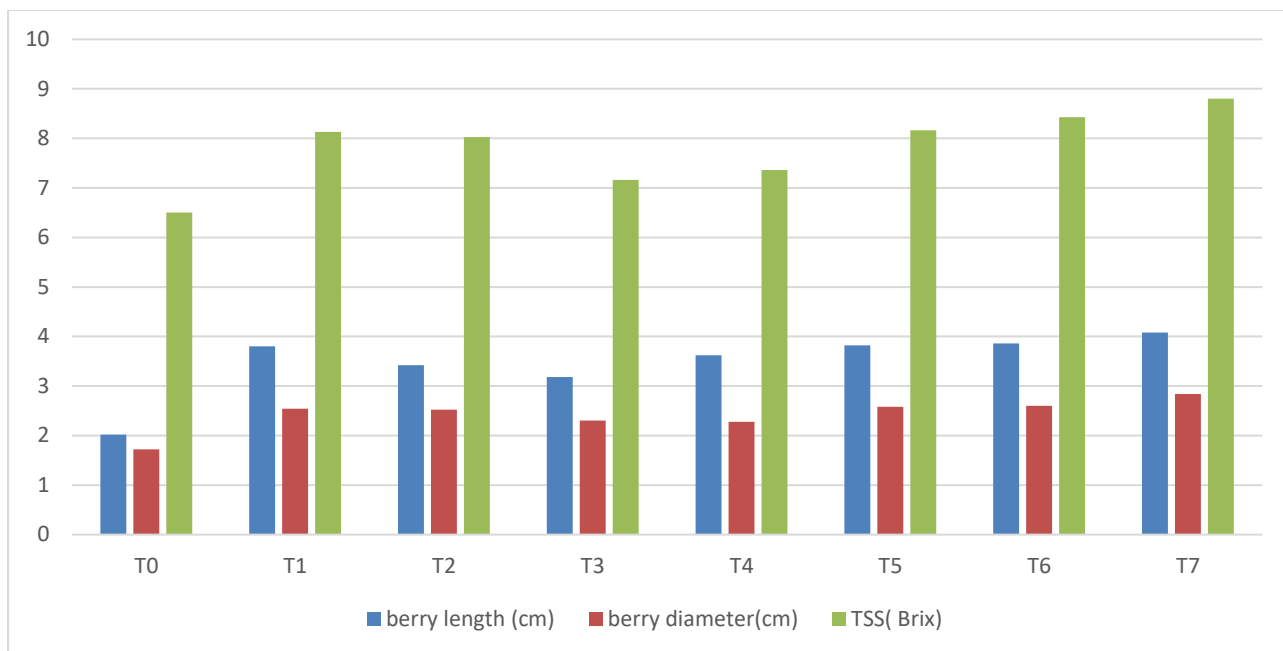


Fig. 2. Effect of selected treatments on berry length (cm), berry diameter (cm) and TSS (°Brix)

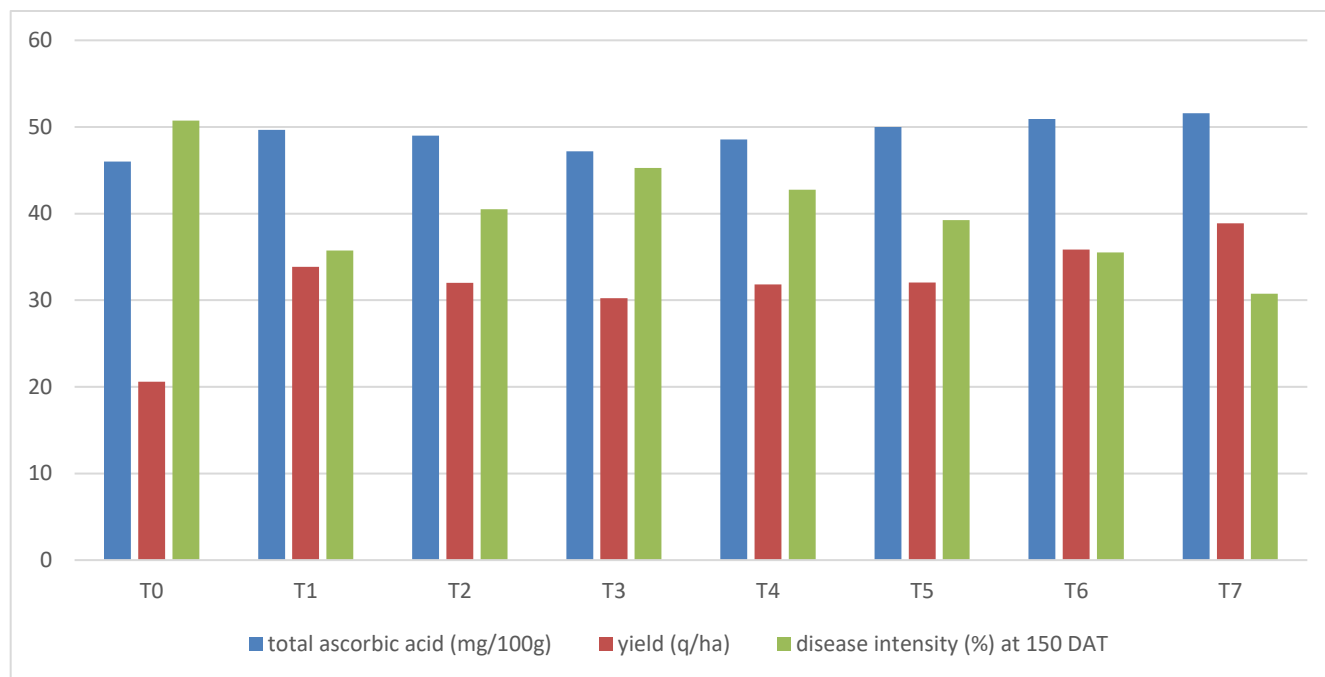


Fig. 3. Effect of selected treatments on total ascorbic acid (mg/100g), yield (q/ha) and disease intensity (%) at 150 DAT

230
231
232
233

234
235
236
237

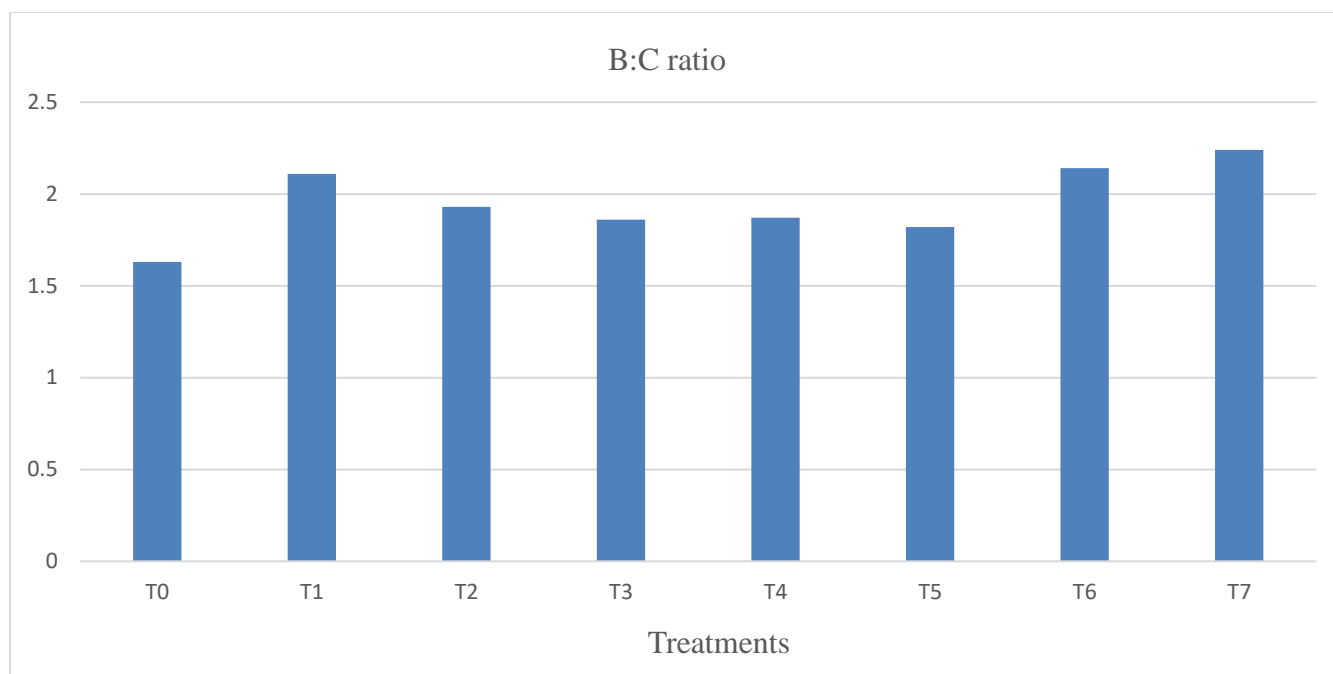


Fig. 4. Effect of selected treatments on B:C ratio

3.3 Days taken to first flowering of strawberry

The data presented in the table 2 and depicted in figure 1 revealed that minimum days taken to first flowering was observed in treatment T₇ - FYM @100g + Pf @0.3% + BC @15g + VC @15g + NLE @10% (86.00 days) followed T₆ – FYM @100g + Pf @0.3% + BC @15g + NC @15g + NLE @10% (88.00 days), T₁ - FYM @100g + Pf @0.3% + VC @15g + NLE @10% (91 days), T₅– FYM @100g + Pf @0.3% + BC @15g + CP @15g + NLE @10% (91.25 days), T₄ - FYM @100g + Pf @0.3% + NC @15g + NLE @10% (93.50 days), T₂ - FYM @100g + Pf @0.3% + BC @15g + NLE @10% (93.75 days), T₃ - FYM @100g + Pf @0.3% + CP @15g + NLE @10% (95.25 days) as compared to (untreated checked) T₀ - control (105.5 days). Comparing the treatments with the CD value (1.67) all the treatments (T₁, T₂, T₃, T₄, T₅, T₆ and T₇) were found significant over (untreated checked) T₀ - control.

Among the treatments (T₂ and T₄); (T₁ and T₅) were found non-significant to each other, (T₃, T₆ and T₇) were found to be significant over all the other treatments.

As per finding from this study, the days taken to first flowering was observed in T₇ - FYM @100g + Pf @0.3% + BC @15g + VC @15g + NLE @10%. The probable reasons for this result may be due to application of FYM and organic fertilizers play vital role in the production of gibberellic acid in roots which may have helped in breaking bud dormancy, which may have resulted in enhanced bud production and increase flowering site in strawberry (Zahid *et al.*, 2022). The release of nutrient and primary nitrogen from the vermicompost may have conceded with the period of flowering differentiation (Cabilovski *et al.*, 2023). Application of biofertilizer like PSB may have helped in increasing the biological nitrogen fixation and availability of phosphorus which may have helped strong vegetative growth in strawberry (Kumar *et al.*, 2015). Compounds from neem leaf such as azadirone, gedunin, vilasinin, azadirachtin, sulphurous compounds and polyphenolics like flavonoids, dihydrochalcone, coumarin, tannins were reported to be fungistatic in nature. Different parts of neem have demonstrated great biological activities against microbes through the inhibition of growth and breakdown of their cell walls. Similar findings have been reported by Bhattarai *et al.* (2022) and Adusei and Azupio (2022). So, neem leaf extract significantly inhibits the pathogen and may have leads to better health of the plant.

3.4 Berry length (cm) of strawberry

The data presented in the table 2 and depicted in figure 2 revealed that berry length (cm) of strawberry significantly increased in treatment T₇ - FYM @100g + Pf @0.3% + BC @15g + VC @15g + NLE @10% (4.08 cm) followed T₆ – FYM @100g + Pf @0.3% + BC @15g + NC @15g + NLE @10% (3.86 cm), T₅– FYM @100g + Pf @0.3% + BC @15g + CP @15g + NLE @10% (3.82 cm), T₁ - FYM @100g + Pf @0.3% + VC @15g + NLE @10% (3.80 cm), T₄ - FYM @100g + Pf @0.3% + NC @15g + NLE @10% (3.62 cm), T₂ - FYM @100g + Pf @0.3% (0.3%) + BC @15g + NLE @10% (3.42 cm), T₃ - FYM @100g + Pf @0.3% + CP @15g + NLE @10% (3.18 cm) as compared to (untreated checked) T₀ - control (2.02 cm).

Comparing the treatments with the CD value (0.17) all the treatments (T₁, T₂, T₃, T₄, T₅, T₆ and T₇) were found significant over (untreated checked) T₀ - control. Among the treatments (T₁, T₅ and T₆) were found non-significant to each other, (T₂, T₃, T₄ and T₇) were found to be significant over all the other treatments.

As per finding from this study, the maximum berry length (cm) was observed in T₇ - FYM @100g + Pf @0.3% + BC @15g + VC @15g + NLE @10%. The probable reasons for this result may be due to the soil nitrogen contents increased with the use of FYM and other organic fertilizer. Nitrogen is the constituent of chlorophyll, more chlorophyll contents result in more photosynthesis, thus may have increased in fruits weight and fruits diameter in strawberry (Zahid *et al.*, 2022). Vermicompost and *Azotobacter chroococcum* present in biomix compost may have increased the accumulation of dry matter. Berry size, weight and volume are highly co-related with the dry matter content and balanced level of hormone. (Tripathi *et al.*, 2015). PSB and vermicompost may have extended photosynthetic capacity of plant which may have turned in accumulation of dry matter in strawberry (Yashasvi *et al.*, 2021). Compounds from neem leaf such as isoprenoids (azadirone, gedunin, vilasinin, azadirachtin) and non-isoprenoids (sulphurous compounds, polyphenolics like flavonoids, dihydrochalcone, coumarin, tannins) were reported to be fungistatic in nature. Different parts of neem have demonstrated great biological activities against microbes through the inhibition of growth and breakdown of their cell walls. Similar findings have been reported by Bhattarai *et al.* (2022) and Adusei and Azupio (2022). So, neem leaf extract significantly inhibits the pathogen and may have leads to better health of the plant.

3.5 Berry width (cm) of strawberry

The data presented in the table 2 and depicted in figure 2 revealed that berry diameter of strawberry significantly increased in treatment T₇ - FYM @100g + Pf @0.3% + BC @15g + VC @15g + NLE @10% (2.84 cm) followed T₆ - FYM @100g + Pf @0.3% + BC @15g + NC @15g + NLE @10% (2.60 cm), T₅ - FYM @100g + Pf @0.3% + BC @15g + CP @15g + NLE @10% (2.58 cm), T₁ - FYM @100g + Pf @0.3% + VC @15g + NLE @10% (2.54 cm), T₂ - FYM @100g + Pf @0.3% + BC @15g + NLE @10% (2.52 cm), T₃ - FYM @100g + Pf @0.3% + CP @15g + NLE @10% (2.30 cm), T₄ - FYM @100g + Pf @0.3% + NC @15g + NLE @10% (2.28 cm), as compared to (untreated checked) T₀ - control (1.72 cm).

Comparing the treatments with the CD value (0.20) all the treatments (T₁, T₂, T₃, T₄, T₅, T₆ and T₇) were found significant over (untreated checked) T₀ - control. Among the treatments (T₁, T₂, T₅ and T₆); (T₃ and T₄,) were found non-significant to each other, T₇ was found to be significant over all the other treatments.

As per finding from this study, the maximum berry diameter (cm) was observed in T₇ - FYM @100g + Pf @0.3% + BC @15g + VC @15g + NLE @10%. The probable reasons for this result may be due to the soil nitrogen contents increased with the use of FYM and other organic fertilizer. Nitrogen is the constituent of chlorophyll, more chlorophyll contents result in more photosynthesis, thus may have increased in fruits weight and fruits diameter in strawberry (Zahid *et al.*, 2022). Vermicompost and *Azotobacter chroococcum* may have increased the accumulation of dry matter. Berry size, weight and volume are highly co-related with the dry matter content and balanced level of hormone (Tripathi *et al.*, 2015). PSB and vermicompost may have extended photosynthetic capacity of plant which may have turned in accumulation of dry matter in strawberry (Yashasvi *et al.*, 2021).

3.6 TSS (°Brix) of strawberry

The data presented in the table 3 and depicted in figure 2 revealed that total soluble solids (°Brix) of strawberry significantly increased in treatment T₇ - FYM @100g + Pf @0.3% + BC @15g + VC @15g + NLE @10% (8.80 °Brix) followed T₆ - FYM @100g + Pf @0.3% + BC @15g + NC @15g + NLE @10% (8.43 °Brix), T₅ - FYM @100g + Pf @0.3% + BC @15g + CP @15g + NLE @10% (8.16 °Brix), T₁ - FYM @100g + Pf @0.3% + VC @15g + NLE @10% (8.13 °Brix), T₂ - FYM @100g + Pf @0.3% + BC @15g + NLE @10% (8.03 °Brix), T₄ - FYM @100g + Pf @0.3% + NC @15g + NLE @10% (7.36 °Brix), T₃ - FYM @100g + Pf @0.3% + CP @15g + NLE @10% (7.16 °Brix), as compared to (untreated checked) T₀ - control (6.5 °Brix).

Comparing the treatments with the CD value (0.18) all the treatments (T₁, T₂, T₃, T₄, T₅, T₆ and T₇) were found significant over (untreated checked) T₀ - control. Among the treatments (T₁, T₂ and T₅) were found non-significant to each other, (T₃, T₄, T₇ and T₆) were found to be significant over all the other treatments.

As per finding from this study, the maximum TSS (°Brix) value was observed in T₇ - FYM @100g + Pf @0.3% + BC @15g + VC @15g + NLE @10%. The probable reasons for this result may be due to the application of FYM in soils resulted in an increased chlorophyll production and more chlorophyll contents may have increased photosynthesis, thus may have helped in increased soluble solid contents (Zahid *et al.*, 2022). Application *Azotobacter* spp. and vermicompost may have increased TSS and sugar contents due to the quick metabolic transformation of starch and pectin into soluble compound and rapid translocation of sugar from leaves to developing fruits in strawberry (Tripathi *et al.*, 2015).

3.7 Total ascorbic acid (mg/100g) of strawberry

The data presented in the table 3 and depicted in figure 3 revealed that total ascorbic acid (mg/100g) of strawberry significantly increased in treatment T₇ - FYM @100g + Pf @0.3% + BC @15g + VC @15g + NLE @10% (51.60 mg/100g) followed T₆ - FYM @100g + Pf @0.3% + BC @15g + NC @15g + NLE @10% (50.93 mg/100g), T₅ - FYM @100g + Pf @0.3% + BC @15g + CP @15g + NLE @10% (50 mg/100g), T₁ - FYM @100g + Pf @0.3% + VC @15g + NLE @10% (49.67 mg/100g), T₂ - FYM @100g + Pf @0.3% + BC @15g + NLE @10% (49 mg/100g), T₄ - FYM @100g + Pf @0.3% + NC @15g + NLE @10% (48.57 mg/100g), T₃ - FYM @100g + Pf @0.3% + CP @15g + NLE @10% (47.17 mg/100g), as compared to (untreated checked) T₀ - control (46.00 mg/100g).

338 Comparing the treatments with the CD value (0.55) all the treatments (T₁, T₂, T₃, T₄, T₅, T₆ and T₇) were found significant
 339 over (untreated checked) T₀ - control. Among the treatments (T₁ and T₅); (T₂ and T₄) were found non-significant to each
 340 other, (T₃, T₆ and T₇) were found to be significant over all the other treatments.

341 As per finding from this study, the maximum total ascorbic acid (mg/100g) was observed in T₇ - FYM @100g + Pf @0.3% +
 342 BC @15g + VC @15g + NLE @10%. The probable reasons for this result may be due to the fact that microbial inoculant
 343 like *Azotobacter* may have increased in availability of phosphorus and secrete of growth promoting substance which may
 344 have accelerated the physiological process like carbohydrate synthesis and may have helped in increased ascorbic acid
 345 content (**Tripathi et al., 2015**). The soil nitrogen contents increased with the use of FYM and other organic fertilizer. Nitrogen
 346 is the constituent of chlorophyll, more chlorophyll contents result in more photosynthesis, thus may have increased in total
 347 ascorbic acid and potassium present in the soil also may have helped in increased vitamin C content in fruits (**Zahid et al.,**
 348 **2022**).
 349

3.8 Yield (q ha⁻¹) of strawberry

351 The data presented in the table 3 and depicted in figure 3 revealed that yield (qha⁻¹) of strawberry significantly increased in
 352 treatment T₇ - FYM @100g + Pf @0.3% + BC @15g + VC @15g + NLE @10% (38.87 q ha⁻¹) followed T₆ - FYM @100g +
 353 Pf @0.3% + BC @15g + NC @15g + NLE @10% (35.86 q ha⁻¹), T₁ - FYM @100g + Pf @0.3% + VC @15g + NLE @10%
 354 (33.86 q ha⁻¹), T₅ - FYM @100g + Pf @0.3% + BC @15g + CP @15g + NLE @10% (32.06 q ha⁻¹), T₂ - FYM @100g + Pf
 355 @0.3% + BC @15g + NLE @10% (31.99 q ha⁻¹), T₄ - FYM @100g + Pf @0.3% + NC @15g + NLE @10% (31.84 q ha⁻¹),
 356 T₃ - FYM @100g + Pf @0.3% + CP @15g + NLE @10% (30.25 q ha⁻¹), as compared to (untreated checked) T₀ - control
 357 (20.60 q ha⁻¹).

358 Comparing the treatments with the CD value (1.46) all the treatments (T₁, T₂, T₃, T₄, T₅, T₆ and T₇) were found significant
 359 over (untreated checked) T₀ - control. Among the treatments (T₂, T₄ and T₅) were found non-significant to each other, (T₁,
 360 T₃, T₆ and T₇) were found to be significant over all the other treatments.

361 As per finding from this study, the maximum yield (q ha⁻¹) was observed in T₇ - FYM @100g + Pf @0.3% + BC @15g + VC
 362 @15g + NLE @10%. The probable reasons for this result may be due to the soil nitrogen contents increased with the use
 363 of FYM and other organic fertilizer. Nitrogen is the constituent of chlorophyll, more chlorophyll contents result in more
 364 photosynthesis thus may have increased yield in strawberry (**Zahid et al., 2022**). Vermicompost may have attributed to
 365 better availability of plant growth regulator and humic acid which is produced by the increased activity of microbes (**Singh**
 366 **et al., 2008**). *Pseudomonas fluorescens* generates indole acetic acid as a growth regulator which may have helped in
 367 strawberry yield (**Badawy, 2023**). The increment in yield due to the biofertilizers application might be due to the vital role
 368 and promoting effect of bacteria present in the applied biofertilizers on morphology and physiological of the root system,
 369 thus favouring the growth parameter as well as capable of contributing some hormones like gibberellin, auxin and cytokinin.
 370 Similar findings are consistent with research conducted on *Moringa oleifera* Lam. plants (**Youssef, 2016**).
 371

3.9 Disease intensity (%) at 150 DAT

374 The data presented in the table 3 and depicted in figure 3 revealed that disease intensity (%) of strawberry significantly
 375 minimum in treatment T₇ - FYM @100g + Pf @0.3%+ BC @15g + VC @15g + NLE @10% (30.75%) followed T₆ - FYM
 376 @100g + Pf @0.3% + BC @15g + NC @15g + NLE @10% (35.50%), T₁ - FYM @100g + Pf @0.3% + VC @15g + NLE
 377 @10% (35.75%), T₅ - FYM @100g + Pf @0.3% + BC @15g + CP @15g + NLE @10% (39.25%), T₂ - FYM @100g + Pf
 378 @0.3% + BC @15g + NLE @10% (40.50%), T₄ - FYM @100g + Pf @0.3% + NC @15g + NLE @10% (42.75%), T₃ - FYM
 379 @100g + Pf @0.3% + CP @15g + NLE @10% (45.25%), as compared to (untreated checked) T₀ - control (50.75%).

380 Comparing the treatments with the CD value (2.23) all the treatments (T₁, T₂, T₃, T₄, T₅, T₆ and T₇) were found significant
 381 over (untreated checked) T₀ - control. Among the treatments (T₁ and T₆); (T₂ and T₅) were found non-significant to each
 382 other, (T₃, T₄ and T₆) were found to be significant over all the other treatments.

383 As per finding from this study, the least disease intensity (%) was observed in T₇ - FYM @100g + Pf @0.3% + BC @15g +
 384 VC @15g + NLE @10%. The probable reasons for this result may be due to PGPR can create several kinds of antibiotics,
 385 which may have related to the bacterial capacity to suppress plant pathogen development. A variety of PGPRs can produce
 386 enzymes like proteases, chitinases, glucanases, and lipases, which can lyse a section of the cell walls of numerous
 387 dangerous fungi. The activities of *Pseudomonas fluorescens* and *Azotobacter chroococcum* may have the abilities to produce
 388 several antibiotics such as catalase, siderophores oomycine A and pyrrolnitrin. Similar findings have been reported by
 389 **Badawy (2023)** and **Juber et al. (2016)**. Compounds from neem leaf such as isoprenoids (azadirone, gedunin, vilasinin,
 390 azadirachtin) and non-isoprenoids (sulphurous compounds, poly phenolics like flavonoids, dihydrochalcone, coumarin,
 391 tannins) were reported to be fungistatic in nature. Different parts of neem have demonstrated great biological activities
 392 against microbes through the inhibition of growth and breakdown of their cell walls. Similar, findings have been reported by
 393 **Bhattarai et al. (2022)** and **Adusei and Azupio (2022)**. So, neem leaf extract significantly inhibits the pathogen which may
 394 have leads to minimum disease intensity per cent.
 395
 396
 397
 398

3.10 Benefit cost ratio

The treatment wise economics of strawberry production were estimated and the results have been presented in table 3 and figure 4 the economics analysis of the data over the session that (treated check) T₇- FYM @100g + Pf @0.3% + BC @15g + VC @15g + NLE @10% was recorded highest gross returns Rs. 971750, net returns Rs.539200 with C:B ratio 1:2.24 followed with T₆ – FYM @100g + Pf @0.3% + BC @15g + NC @15g + NLE @10% recorded gross returns Rs 896500, net returns Rs. 478950 with B:C ratio 1:2.14 as compared to (untreated checked) T₀- Control gross returns Rs. 515000, net returns Rs. 199200 with B:C ratio 1:1.63.

4. CONCLUSION

The findings of this study identified the causal organism responsible for black root rot of strawberry (*Fragaria x ananassa* duch.) was *Rhizoctonia solani*. Among the treatments, T₇ - FYM at 100g + *Pseudomonas fluorescens* (0.3%) + biomix compost at 15g + vermicompost at 15g + neem leaf extract at 10 per cent per pot recorded the highest plant height (cm), total leaf number, berry length (cm), berry diameter (cm), total soluble solid (°brix), ascorbic acid (g/100mg), yield (q ha⁻¹), benefit cost ratio and recorded the lowest days taken to first flowering (days) as well as per cent disease intensity (%) of strawberry. It is worth mentioning that the conclusions drawn from this study are based on observations made during a specific cropping season spanning december 2023 to may 2024, within the agro climatic conditions of Prayagraj, U.P. As such, further research and more experimentation over many seasons should be conducted in future for further recommendations.

REFERENCES

- Nishu, Sood M, Bandral JD, Duwa. Nutritional benefits and value-added products of strawberry. Indian farmer. 2021;8(1): 67-73.
- FAOSTAT. Food and Agriculture Organization of the United Nations Statistics Division. 2023. Accessed 16 March 2024. Available: <https://www.fao.org/faostat/es/#data/QCL/visualize>.
- Horticultural statistics at a glance. Horticulture Statistic Division. Department of Agriculture and Farmers Welfare. Ministry of Agriculture and Farmer welfare. Government of India; 2021.
- Tripathi VK, Kumar S, Gupta AK. Influence of *Azotobacter* and vermicompost on growth, flowering, yield and quality of strawberry cv. Chandler. Indian Journal of Horticulture. 2015;72(2): 207-10.
- Meena C, Maurya IB, Bhatnagar P, Kumar A. Black root rot is a great menace to strawberry cultivation. International Journal of Science, Environment and Technology. 2018;7(2): 517-20.
- Matsumoto M, Yoshida T. Characterization of isolates of binucleate *Rhizoctonia* spp. associated with strawberry black root rot complex using fatty acid methyl ester (FAME) profiles. Journal of General Plant Pathology. 2006;72(5): 318-22.
- Demir S, Durak ED, Güne SH, Boyno G, Mulet MJ, Danesh YR, Porcel R. Biological control of three fungal diseases in strawberry (*Fragaria x ananassa*) with arbuscular mycorrhizal fungi. Agronomy. 2023; 13(9): 24-39.
- Ahmed MFA, El-Fiki IAI. Effect of biological control of root rot diseases of strawberry using *Trichoderma* species. Middle East Journal of Applied Sciences. 2017; 7(3): 482-92.
- Kumari N, Thakur A. Black root rot of strawberry: A disease complex. International Journal of Economic Plants. 2022; 9(2):158-63.
- Coque JJR, Álvarez-Pérez JM, Cobos R, González-García S, Ibáñez AM, Galán AD, Calvo-Peña C. Advances in the control of phytopathogenic fungi that infect crops through their root system. Advances in Applied Microbiology. 2020;111: 123-70.
- Mheidi UH, Abdulkafoor AH, Ali IM. Application of *Eruca sativa* Mill. for organic fertilization and spraying with arginine, their effects on growth characteristics and seed yield along with identifying their content of some medically effective compounds. Caspian Journal of Environmental Sciences. 2023; 21(1):161-67.

- 460 Rahila R, Yamunarani K, Kalyanasundaram A. *In vitro* antifungal potency of neem and weed extracts against *Rhizoctonia*
461 *solani*, the causal agent of sheath blight of rice. *Journal of Entomology and Zoology Studies*. 2020; 8(6): 153-156.
462
- 463 Attia AMF. Role of combination among bioagents, compost and soil solarization on the management of some root
464 infecting fungi responsible for crown and root-rot diseases of strawberry. *Journal of Biotechnology and Bio-engineering*.
465 2019; 3(2): 54-63.
466
- 467 Kim WG, Cho WD, Lee YH. Anastomosis groups and cultural characteristics of *Rhizoctonia solani* isolates from crops in
468 Korea. *Korean Journal of Mycology*. 1994; 22(4): 309-24.
469
- 470 Toussoun TA, Nelson PE. A pictorial guide to the identification of *Fusarium* species. *Australian Plant Pathology Society*
471 *Newsletter*.1976; 6: 11-13.
472
- 473 Bemboe RS, Shukla VN. Antifungal properties of certain plant extracts against some fungi. *Punjabrao Krishi Vidyapeet*
474 *Research Journal*.1973; 2(1): 1-8.
475
- 476 Paul V, Singh A, Pandey R. Estimation of total soluble solids (TSS). *Laboratory manual on post-harvest physiology of fruits*
477 *and flowers*. Division of plant physiology. Indian Agricultural Research Institute. New Delhi;2010.
478
- 479 Sadasivam S, Balasubraminan T. In: *practical manual in biochemistry*. Tamil Nadu agricultural University, Coimbatore;1987.
480
- 481 Fang XL, Phillips D, Li H, Sivasithamparam K, Barbetti MJ. Severity of crown and root diseases of strawberry and associated
482 fungal and oomycete pathogens in western Australia. *Australasian Plant Pathology*.2011; 40: 109-19.
483
- 484 McKinney HH. Influence of soil temperature and moisture on infection of wheat seedlings by *Helminthosporium sativum*.
485 *Journal of Agricultural Research*. 1923;26: 195-17.
486
- 487 Reddy TY, Reddi GHS. *Principles of agronomy*. Kalyan Publishers.2004; 4: 436 - 38.
488
- 489 Zahid N, Maqbool M, Tahir MM, Horvitz S, Hamid A, Khalid MS, Ejaz S, Jawad R, Awan SI, Rehman A, Ali A. Influence of
490 organic and inorganic fertilizer regimes on growth patterns and antioxidants capacity of strawberry (*Fragaria x Ananassa*
491 *Duch.*).2022;2022(1). Accessed 25 march 2024.
492 Available:<https://doi.org/10.1155/2022/8618854>.
493
- 494 Singh R, Sharma RR, Kumar S, Gupta RK, Patil RT. Vermicompost substitution influences growth, physiological disorder,
495 fruits yield and quality of strawberry (*Fragaria x ananassa Duch.*). *Bioresource Technology*. 2008; 99(17): 8507-511.
496
- 497 Badawy MB. Effect of combination among vermicompost, salicylic acid and bacterial bioagents on management of
498 rhizoctonia crown and root-rot of strawberry. *Caspian Journal of Environmental Sciences*.2023;21(5):1073-84.
499
- 500 Cabilovski R, Manojlovi MS, Popovic BM, Radojcin MT, Magazin N, Petkovic K, Kovacevic D, Lakicevic MD. Vermicompost
501 and vermicompost leachate application in strawberry production: impact on yield and fruit quality. *Horticulturae*.2023; 9(3):
502 337-49.
503
- 504 Kumar N, Singh HK, Mishra PK. Impact of organic manures and biofertilizers on growth and quality parameters of Strawberry
505 cv. Chandler. *Indian Journal of Science and Technology*. 2015;8(15): 1-6.
506
- 507 Youssef MA. Impact of biofertilizers on growth and yield of *Moringa oleifera* Lam. *Plants*. *Journal of Agricultural Research*.
508 2016; 26:127-38.
509
- 510 Bhattarai A, Sharma A, Yadav RK, Wagle P. Interacting effects of botanicals, biocontrol agents, and potting media on
511 *Rhizoctonia solani* led damping-off of okra seedlings. *Journal of Agriculture and Food Research*. 2022;10. Accessed 25
512 march 2024.
513 Available: <https://doi.org/10.1016/j.jafr.2022.100410>.
514
- 515 Juber KS, Al-Juboory HH, Al-Juboory SB. Identification and control of strawberry root and stalk rot in Iraq. *International*
516 *Journal of Environmental and Agriculture Research*. 2016; 2(2): 54-63.
517
- 518 Adusei S, Azupio S. Neem: a novel biocide for pest and disease control of plants. *Journal of Chemistry*. 2022;2022.
519 Accessed 30 march 2024.
520 Available: <https://doi.org/10.1155/2022/6778554>.

521 Yashasvi GN, Tripathi VK, Awasthi V, Anushi. Impact of PSB and vermicompost on growth, yield and quality of
522 strawberry. *Biological Forum - An International Journal*. 2021;13(3): 314-18.

523

524

525

526

527