

Original Research Article

Effect Of Vermicompost And Vermiwash On Vegetative Growth Of Rubber Plants in Bagged Nurseries

ABSTRACT

Success in rubber growing is linked to the production of vigorous plants in the nursery. However, this crucial stage faces difficulties related to the cost of chemical fertilizer and its availability. This work carried out in 4 localities (Bimbresso, Alépé, Abengourou and Daoukro) in Côte d'Ivoire aimed to improve the production of rubber plant material in nurseries in polyethylene bags using vermicompost and vermiwash. The experimental design used is a Fisher block with three treatments and two repetitions. The vermicompost, vermiwash and control factors were compared with each other. The addition of vermiwash and the control for three months while the addition of vermicompost was done only once. The results indicated that vermiwash is the most expressive treatment on the vegetative development of plants regardless of the study site. In Bimbresso, the vermiwash and vermicompost treatments gave the highest increases with 1.23 and 1.21 mm.month⁻¹, compared to 1.13 mm.month⁻¹ for the control. Also, the highest rate of graftable plants, grafting success and plants transferable to the field was obtained with vermiwash. Likewise, the mortality rate obtained with vermicompost and vermiwash was less than 20%. These treatments could be recommended in the production of rubber plant material.

Keywords : vermicompost, vermiwash, nursery, Heveabraziliensis, Côte d'Ivoire

1. INTRODUCTION

Agriculture is the backbone of Côte d'Ivoire economy. This sector represents approximately 33% of GDP and 66% of the country's export earnings. It employs more than two thirds of the country's active population [1]. Côte d'Ivoire is the world's leading producer of cocoa, the leading producer of rubber in Africa and the third African producer of cotton and coffee [1]. Agriculture has contributed significantly to the growth of the Ivorian economy and continues to be its cornerstone. In addition to its economic role, agriculture makes Côte d'Ivoire a mosaic of agricultural lands, patiently shaped by human labour, each with its own combination of different modes of production: cash crops, food crops, livestock, market gardening, fruit and horticultural production, forestry, etc. However, this important agricultural economy, dependent on its land resources and their potential, is subject to significant degradation and a decline in soil fertility [2]. Indeed, in Côte d'Ivoire, soils are subject to increasingly intensive agricultural exploitation due to the growing needs generated by demographic growth and the lack of arable land [3]. The major constraint mentioned by farmers is the gradual decline in the production capacity of cultivated land. This situation results from inadequate management of land fertility. However, agricultural by-products and other organic materials considered as waste are widely available and renewable and can be recovered in the form of soil amendment products as they are or transformed by various techniques. One of the processing techniques is composting, which allows for organic matter to be sufficiently developed to release nutrients into the soil-plant complex. However, the

compost which is commonly used certainly allows an improvement in the physicochemical properties of the soil and soil fauna but could contain heavy metals which can deteriorate the nutritional quality of agricultural products [4]. Considering all its disadvantages, the use of biofertilizers (vermicompost and vermiwash) appear to be credible alternatives for the farming community, particularly among rubber tree nurseries. These organic fertilizers are the products of a new technology called vermitechnology. This technology is a method of converting and recovering organic waste into biofertilizers useful to plants thanks to the actions of earthworms [5, 6]. This is a natural, odourless aerobic process that is different from conventional composting. This process produces a compost, which does not include a thermophilic phase (no heat) in its production, and a liquid, called “vermiwash or compost juice or tea”. The effectiveness of vermicompost and vermiwash in soil fertilization and phytosanitary protection of plants has been proven by several studies [7 - 9]. This study aims to improve the production of rubber plant material using biofertilizers (vermicompost and vermiwash) of earthworm metabolic products.

2. MATERIAL AND METHODS

2.1 Study Area

The study was conducted in four localities in Côte d'Ivoire, they are the Bimbresso Research Station of the CNRA, Alépé, Daoukro and Abengourou (Fig 1). The choice of these localities was based on the high representativeness of rubber cultivation. The experimental site of the CNRA Bimbresso Research Station (N 05° 18' 45.2" and W 004° 9' 18.9"), in the commune of Songon, in the South-East of Côte d'Ivoire, 24 kilometers from Abidjan, on the Abidjan – Dabou axis. The department of Alépé is in the South-East of Côte d'Ivoire between (N 05° 17' and 6° 70' and W 004° 66' and 3° 43'). The town of Alépé is located at 45 km northeast of Abidjan. The Abengourou department is in the East of Côte d'Ivoire, in the Indénié-Djuablin region, between latitudes (N 05° 45 and 7° 10 and W 003° 10 and 3° 50). Finally, the Daoukro department (N 06° 55' and 7° 32' and W 003° 29' and 4° 34') is in the N'zi Comoé region, in the Centre-East of Côte d'Ivoire. According to information from Sodexam (2020), the experimental site of the CNRA Research Station of Bimbresso and the Department of Alépé is marked by a transitional humid subtropical climate with four seasons including a long dry season from January to February, a long rainy season from March to July, a short dry season in August and a short rainy season from October to December.

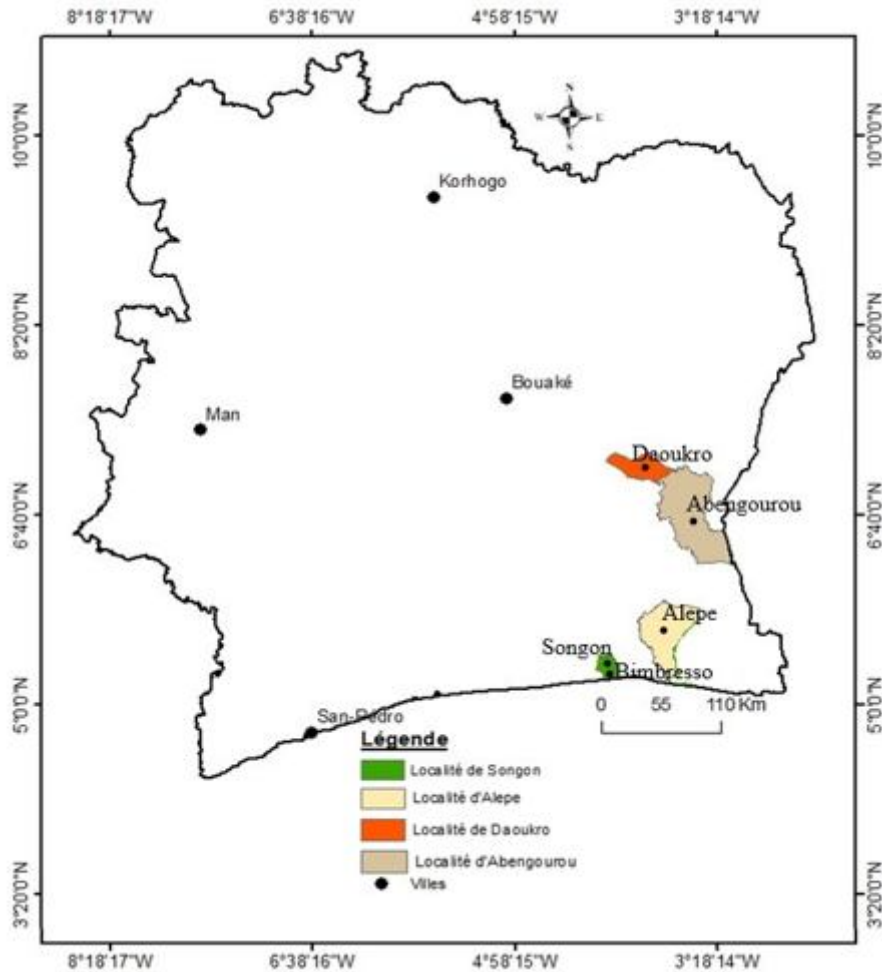


Figure 1 :Localisation of study sites

2.2 Vegetal material

The GT1 clone of *Hevea Brasiliensis* was used as rootstock. This clone was selected for its high rate of success in grafting plants [10]. The plant material used to graft the plants varies from one nurseryman to another. These grafts come from the five clones popularized in rural areas in Cote d'Ivoire. These clones are GT1, PB217, IRCA41, IRCA 230 and IRCA331.

2.3 Fertilizer material

Vermiwash, vermicompost and mineral fertilizers were used for soil fertilization. Urea (46% N), Super-Gro, NPK and Fertimax are the mineral fertilizers used as controls in the experimental plots.

2.4 Production of biofertilizer (vermicompost and vermiwash)

The production of biofertilizers (vermicompost and vermiwash) starts from a pre-decomposition of chicken droppings in black tarpaulins lasting approximately 1.5 to 2 months depending on the number of turnings and watering on the site (Fig 2 A). After the partial decomposition stage, the pre-decomposed organic matter is put into drums with a volume of

of 100 l fitted with a tap at the base. These drums are filled in successive layers from the base to the opening as follows:

- laying a layer of rubble or crushed granite 10 to 20 cm thick (Fig 2 B).
- laying a layer of fine sand 5 to 10 cm thick (Fig 2 B).
- laying a layer of mature compost (chicken droppings) 40 to 65 cm thick (Fig 2 B)
- introduction of 50 to 60 individuals of mature earthworms per barrel, preferably of the *Eisenia* genus (Fig 2 C).
- supply of water, with a volume of 2 l in a drainer suspended from the table above the barrels.

All these activities made it possible to produce vermicompost and vermishash in the production device presented in Figure 2D.



Figure 2 :Vermicompost and vermishash production steps**A**: Pre-decomposing chicken droppings; **B**: Rubble, sea sand, pre-decomposed chicken droppings; **C**: Earthworms of the genus *Eisenia* introduced into the filled barrel; **D**: Complete assembly of a vermicompost and vermishash production device with drainers, 100 l drums and 25 l cans to collect the vermishash

2.5 Experimental Design

The experiment, on all study sites, was carried out using a Fisher block design with 3 treatments (control, vermicompost and vermishash) and repeated twice (Fig 3). The blocks, being separated by 1 m, are each made up of 80 tetrads spaced 20 cm. Each treatment contains 320 plants, or 960 plants for the three treatments. The vermicompost treatment bags were filled with 2/3 potting soil and 1/3 vermicompost. As for the vermishash treatment,

it consisted of applying the vermiwash in polyethylene bags, filled entirely with potting soil, at the foot of each plant, 3 times during the experiment (45th; 105th and 165th day after transplanting). Before application, the vermiwash was diluted to 50% with water. The control treatment was the usual practice of nurserymen for fertilizing plants in nurseries. This treatment was the application of urea (46% N) on the Bimbresso site, Fertimax on the Alépé site, Super-Gro on the Abengourou site and NPK at Daoukro site according to the recommended doses. Each plant receives 4 g of urea diluted in 50 ml of water.

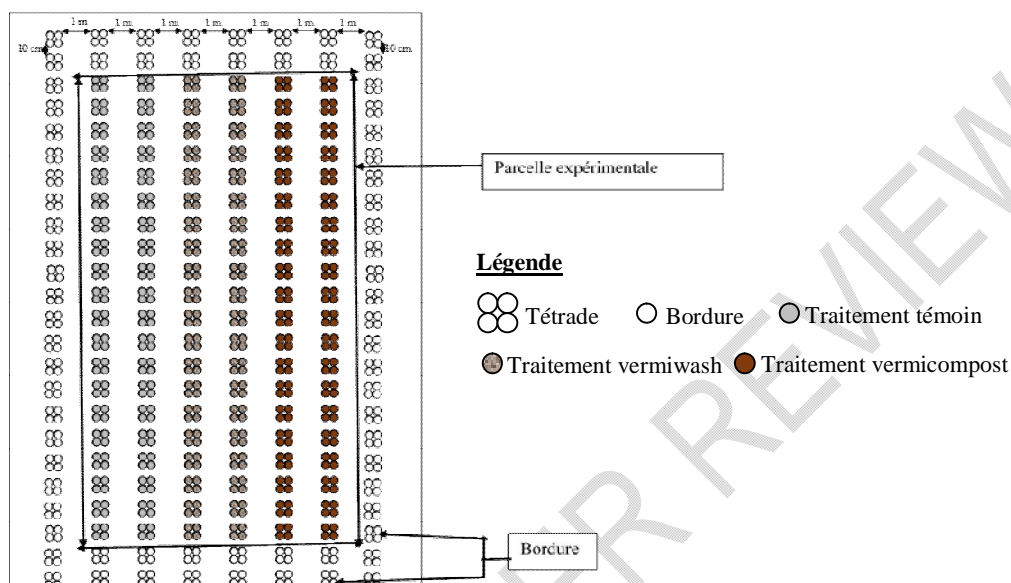


Figure 3: Experimental Design

2.5 Collection of data

2.5.1 Monitoring vegetative growth parameters

Measurements of the vegetative growth parameters of the rubber plants were carried out monthly during and at the end of the nursery cycle, from the 1st to the 6th month after transplanting. These measurements are taken on the height (mm), the diameter at the collar (mm). The measurement of these two parameters (height and diameter at the collar) made it possible to calculate the average monthly increase in height (ΔH) and diameter at the collar (ΔC), as well as the growth gain expressed as a percentage of the relationship with the control substrate taken as a reference.

$$\Delta C(\text{mm. mois}^{-1}) = \frac{M_f - M_i}{\Delta t} \times 30(1)$$

ΔC : Average monthly increase in collar diameter and height ;

M_f : Final measurement,

M_i : Final measurement.

Δt : Period between final measurement and initial measurement

2.5.2 Production of rubber plant of nursery

- Rate of graftable rubber plants

The rate of graftable rubber plants, determined from the 6th month after transplanting, was calculated according to the following formula:

$$T \times G (\%) = \frac{NbPt(9)}{NbPtT} \times 100 \quad (2)$$

TxG (%): Rate of graftable rubber plants.

NbPt (9): Number of plants with a diameter ≥ 9 mm [11].

NbPtT: Total number of plants.

➤ **Grafting success rate**

The grafting success rate, expressed as a percentage, is equal to the ratio of the number of successful grafts to the total number of grafts placed.

$$T \times R (\%) = \frac{NbPtR}{NbPtP} \times 100 \quad (3)$$

TxR (%): Grafting success rate.

NbPtR: Number of plants successfully grafted,

NbPtP: Number of plants planted.

➤ **Rate of plants transferable to the field**

The diameter measurements at the collar taken 60 days after grafting made it possible to determine the rate of plants transferable to the field. A rubber plant in the nursery, successfully grafted, can be transferred to the field when it reaches a collar diameter greater than or equal to 15 mm [11, 12]. The rate of plants transferable to the field is formulated as follows:

$$T \times T (\%) = \frac{NbPt(15)}{NbPtT} \times 100 \quad (4)$$

TxT (%): Rate of plants transferable to the field after grafting;

NbPt (15): Number of grafted plants with a diameter greater than or equal to 15 mm

NbPtT: Total number of plants received at grafting.

2.5.3 Plant mortality rate in the field

The mortality rate of rubber plants was determined according to the following formula:

$$TM (\%) = \frac{NbPtM}{NbPtT} \times 100 \quad (5)$$

TM (%): Mortality rate.

NbPtM: Number of dead plants

NbPtT: Total number of plants per treatment

2.6 Statistical data analysis

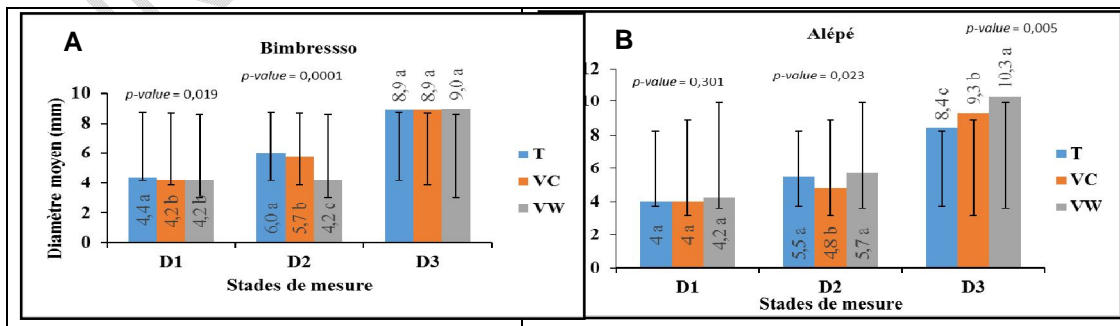
Tests for comparing the means of a variable are widely discussed [11 - 13]. The choice of a method depends on several parameters. In this study, where it was often a matter of comparing the means of variables tested on more than two treatments, one-way analysis of variance (ANOVA 1) was used. The degree of freedom is $(n - k)$ where n and k are the numbers of observations and groups respectively. The level of significance chosen for this analysis is 5% ($p\text{-value} \leq 0.05$). When the difference is significant, a post-hoc test (*Tukey test*) was carried out to classify and find out which of the treatments are different. This analysis was carried out with XLSTAT software version 12.0

3. RESULTS

3.1 Vegetative growth parameters of rubber plants

➤ Diameter at the collar of rubber plants

The analysis of variance of the diameter at the collar of the rubber plants carried out at 1st measurement (50 day after transplanting) showed that there is a significant difference between the different treatments ($p\text{-value} = 0.019$) at Bimbresso (Fig 4A). At the 2nd measurement (79 day after transplanting), a statistical difference was observed ($p\text{-value} = 0.0001$). The control treatment presented the highest mean diameter values (6 mm). This was followed by vermicompost (5.7 mm) and vermiwash (4.2 mm) treatments. The average values of diameter at the collar at the 3rd measurement (167 day after transplanting) of the rubber plants of the three treatments indicated statistically similar values (8.9 to 9 mm). In Alépé, at the 1st measurement, no significant difference was observed between the average values of plant diameter ($p\text{-value} = 0.301$). The diameter varied from 4 to 4.2 mm (Fig 4B). However, significant differences were noted in the 2nd and 3rd measurements ($p\text{-value} = 0.023$ and 0.005). The vermiwash treatment is the one which recorded the highest average diameter values of around 5.7 mm (2nd measurement) and 10.3 mm (3rd measurement). At Abengourou, no significant difference was observed whatever the stage of the measurements ($p\text{-value} = 0.052$) (Fig 4C). The average values of plant diameters were 4.3 mm, 6.3 mm and 10.33 mm respectively at the 1st, 2nd and 3rd observations for all treatments. At Daoukro, significant differences were observed between the diameters of the plants of the different treatments at all observations ($p\text{-value} = 0.0001$, Fig 4D). At the 1st observation, the plants of the control treatment displayed the highest average values of diameter at the collar (4.3 mm), followed by those treated with vermiwash (3.9 mm) and vermicompost (3.4 mm). At the 2nd and 3rd measurements, the vermiwash treatment presented the highest average values of 5.4 to 10.1 mm respectively at the 2nd and the 3rd measurement.



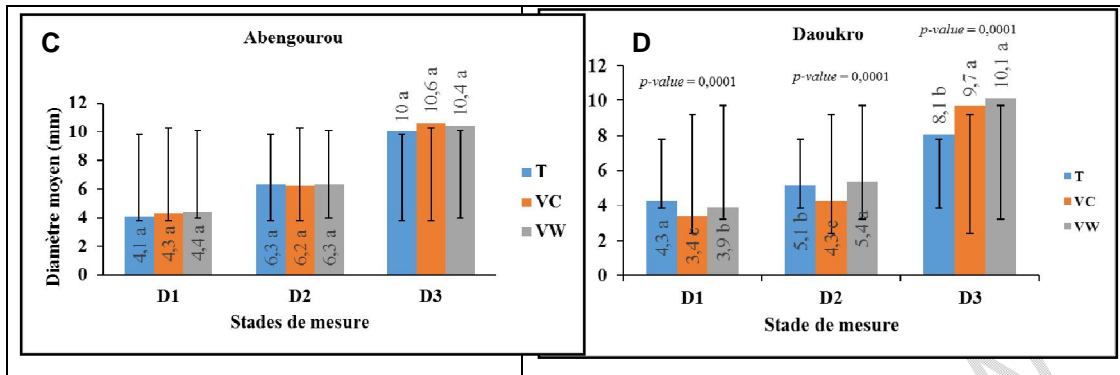


Figure 4 (A, B, C et D): Evolution of the diameter at the collar during the 03 measurement stages in Bimbresso, Alépé, Abdennour and Daoukro. The average values followed by the same letter *a, b, c*, in the same column are not significantly different at the 5% threshold, *p*: Probability. T: Control, VC: Vermicompost, VW: Vermiwash)

➤ Average monthly growth of rubber plants

The analysis of variance of the average monthly growth of rubber plants showed that on the Bimbresso site, the vermiwash and vermicompost treatments favoured the highest average monthly growth for respective values of 1.23 and 1.21 mm. month⁻¹ (Fig 5). In Alépé, statistical differences were observed (*p-value* < 0.05). The vermiwash treatment presented the highest average monthly increase of around 1.51 mm. month⁻¹ (Fig 5). It was followed by vermicompost treatments (1.31 mm. month⁻¹) and the control (1.09 mm. month⁻¹). At the Daoukro site, the average monthly increase presented high values for the vermicompost (1.69 mm. month⁻¹) and vermiwash (1.66 mm. month⁻¹, Fig 5) treatments. The plants in the control treatment had the lowest values (1.02 mm. month⁻¹). At Abengourou, no statistical difference was observed between the different treatments. The average monthly increase is between 1.61 and 1.69 mm. month⁻¹ (Fig 5).

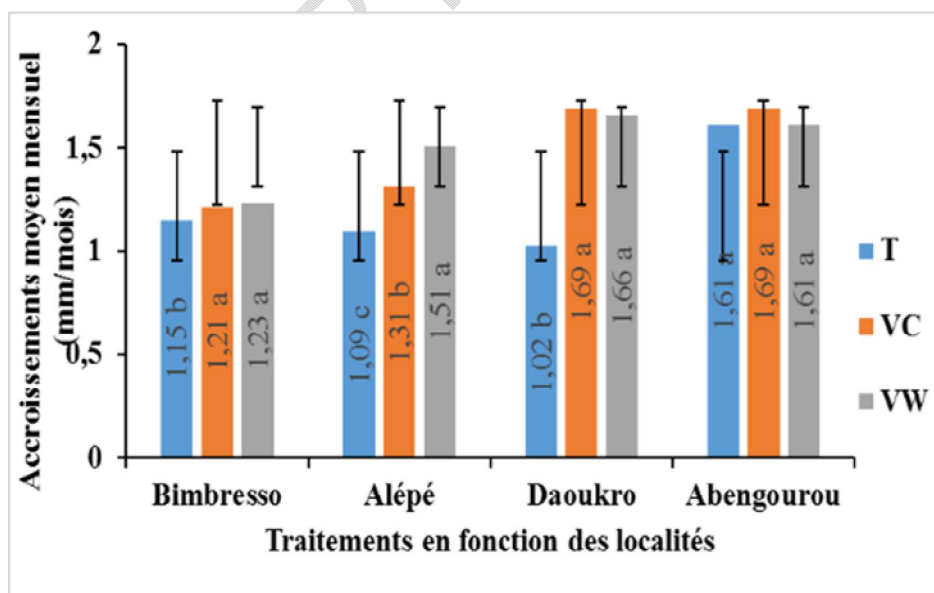


Figure 5: The collar diameter increasing average by month with the different treatments according to the different localities (Mean values followed by the same letter in the same column are not significantly different at the 5% threshold. T: Witness; VC: Vermicompost; VW: Vermiwash).

3.2 Weight dimensional parameters

➤ Rate of graftable plants

The evaluation of the rate of graftable plants (TxG) indicated significant differences between the treatments on the four sites. In Bimpresso (Fig 6B), this rate was higher with the control treatment (74%). It was followed by vermiwash treatment (71%). The vermicompost treatment recorded the lowest rate of graftable plants (69%). In Alépé (Fig 6 B), the rate of graftable plants was high for the vermiwash treatment with a proportion of (71.25%). On the Abengourou experimental site (Fig 6 C), the rate of graftable plants was high for the vermiwash treatment with (76.25%) and the control treatments, vermicompost showed rates of 70 and 64% respectively. Finally, in Daoukro (Fig 6 D), it was the vermiwash treatment which presented the highest rate of graftable plants (44%).

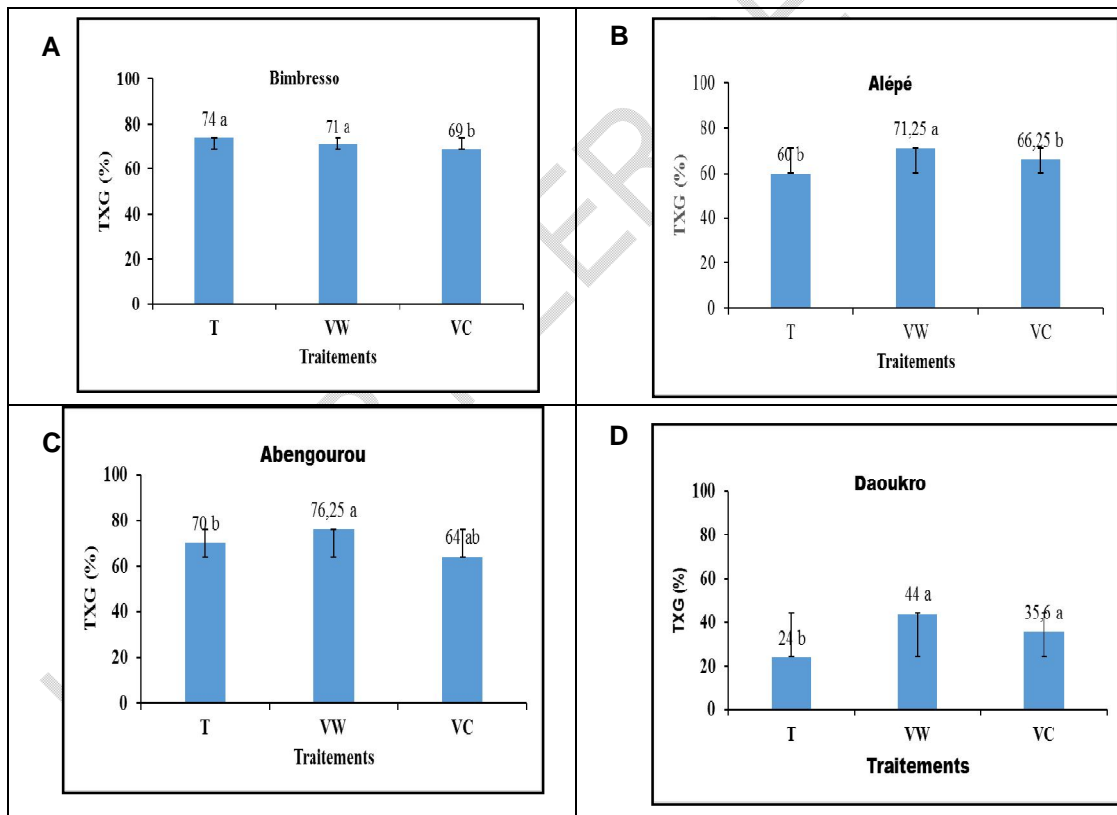


Figure 6 (A, B, C et D): Rate of graftable plants by treatment by locality (T: Control; VC: Vermicompost; VW: Vermiwash)

➤ Success rate of plants at grafting

The evaluation of the grafting success rate of the plants showed a good expression of the vermiwash (VW) treatment between the treatments on the four sites. At Bimpresso, the proportion of plants successfully grafted was higher for the vermiwash treatment with 79% (Fig 7A). It was 75% for the control treatment and 66% for the vermicompost treatment. In Alépé, the vermiwash and control treatments respectively presented rates of (71.87%) and 70% of plants successfully grafted (Fig 7B). The success rate for grafting plants from the vermicompost treatment was 53.75%. At Abengourou site (Fig 7C), the plants from the vermiwash and control treatments had respective grafting success rates of 78.12 and 76.87% for the control. This rate was 65.62% for the vermicompost treatment. In Daoukro (Fig 7D), plants treated with vermiwash had a grafting success rate of 45.62%, compared to 40% for the control treatment and 35.62% for vermicompost.

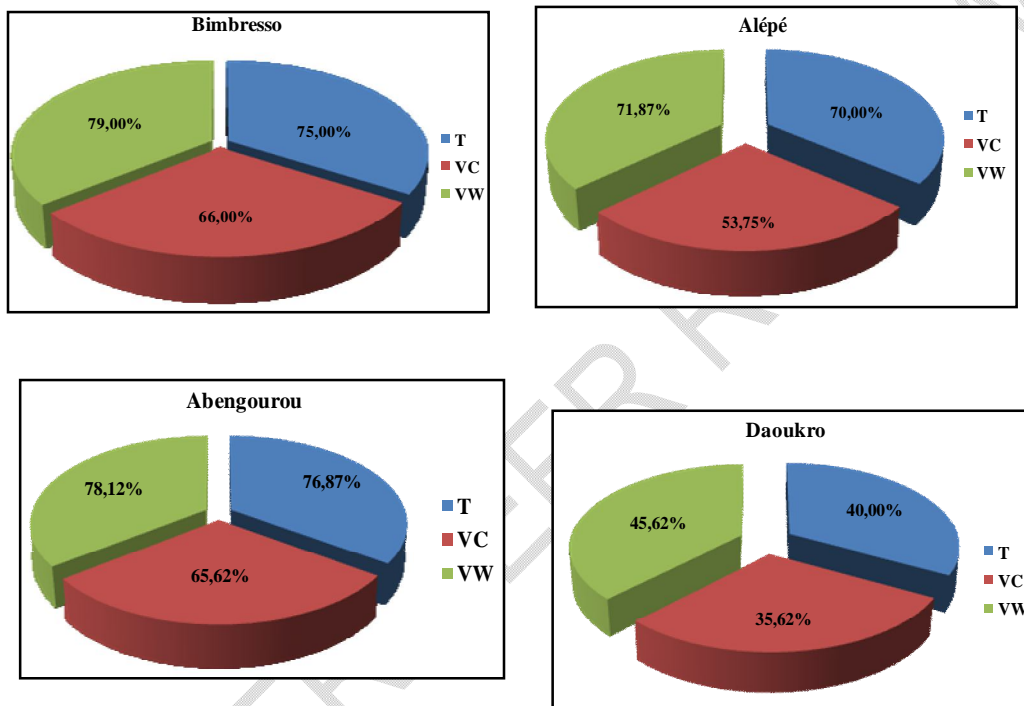


Figure 7 (A, B, C et D): Success rate (TxR) for grafting by treatment and by locality (T: Control; VC: Vermicompost; VW: Vermiwash)

➤ **Rate of plants transferable to the field 60 days after grafting**

The evaluation of the rate of plants transferable to the field on the Bimpresso experimental site indicated significant differences between the three treatments ($p\text{-value} = 0.030$). This rate was 65.89% for the vermiwash treatment. The control and vermicompost treatments have a rate of 62.13% and 52% respectively (Fig 8). In Alépé, the rate of plants transferable to the field was higher with the vermiwash (67.20%) and control (65%) treatments. This rate was low for the vermicompost treatment (50.21%). At the Abengourou site, a significant

difference was observed between the treatments (p -value = 0.001). The rate of plants transferable to the field was higher for vermiwash treatments with 74.37% (Fig 8). The control treatment followed with 67.50% and the vermicompost treatment 63.75%, the lowest rate. In Daoukro, a significant difference was also observed (p -value = 0.021). The rate of plants transferable to the field was always high for the vermiwash treatment (24.37%). It was 20% for the control treatment. As for vermicompost treatment, this proportion was very low (12.50%).

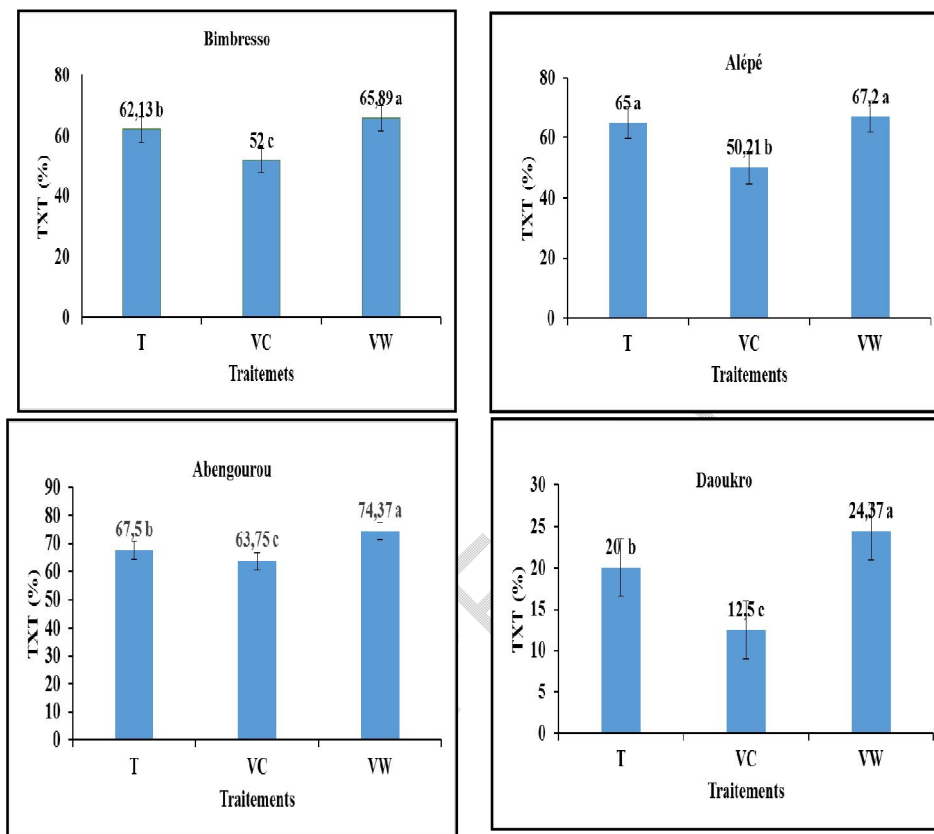


Figure 83 : Rate of plants transferable to the field at 6 months depending on the treatments on the different study sites (T: Control; VC: Vermicompost; VW: Vermiwash)

➤ **Average mortality rate of nursery of rubber tree**

On the Bimbresso experimental site (Fig 9), the mortality rate was 8.80% for the vermicompost treatment, 7% for the control treatment and 3.90% for the vermiwash treatment. In Alépé, the vermiwash and control treatments presented mortality rates of 5.63% and 6.50% respectively. The vermicompost treatment showed a rate of 11.88%. On the Abengourou site, the highest plant mortality rate, of 21.38%, was recorded with the vermicompost treatment. Those of the vermiwash and control treatments were around 8.3% and 11.25% respectively. This rate was for treatment. In Daoukro, plants treated with vermiwash showed a mortality rate of 8.30%, those of the control (10.75%) and vermicompost (21.38%) treatments. The average mortality rate of rubber plants is presented

in Table 1. The average mortality rate of plants was greater for the vermicompost (15.36%) and control (8.87%) treatments. This rate was low for the vermiwash treatment (6.48%).

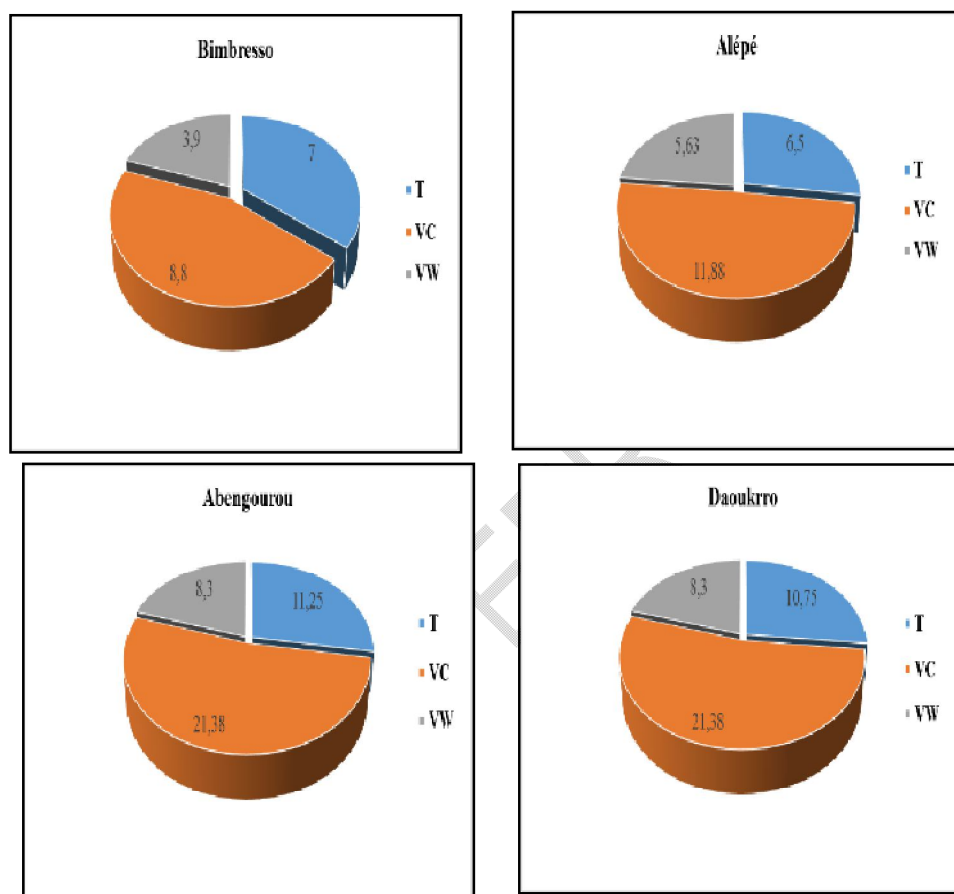


Figure 9: Average mortality rate of nesury of rubber tree by locality

Table 1: Mortality rate by treatment for all localities

Treatments	Mortality average rate
T	8,87 ± 2,51 b
VC	15,36 ± 3,15 a
VW	6,48 ± 2,21 b
p-value	0,301

Mean values followed by the same letter in the same column are not significantly different at the 5% threshold. T: Witness; VC: Vermicompost; VW: Vermiwash

4. DISCUSSION

The evaluation of the effect of vermicompost and vermivash on the vegetative development of rubber plants in bag nurseries showed that vermivash and vermicompost promote good isodiametric development of the plants with significant monthly increases. This optimal development of rubber plants in nurseries under the effect of these biofertilizers could be explained, on the one hand, by the fact that the organic matter contained in these fertilizers improves the structure of the soil because of its bonds with the particles, minerals and adhesive materials produced by microorganisms. Mineral elements therefore become easily assimilated by the plant. These results are like those of Coulibaly [9] who showed that compost, particularly vermicompost, promotes stem development and leaf growth of *Lagenaria siceraria*. On the other hand, earthworm droppings are an intimate mixture of plant and mineral particles, and the nutrients are present there in higher concentration and in a form easily assimilated by plants [16]. Added to this, the mucus secreted by earthworms during vermicomposting would increase the nitrogen content, as shown by [9, 16-17], in their work. According to these authors, earthworms have nitrogenous substances in their mucus as well as growth hormones such as auxins, gibberellins, cytokinins and enzymes which promote plant growth. The investigations of Abdullah [8], carried out in India, also showed that vermivash and vermicompost promote good stem development as well as good foliar growth of spinach (*Spinacia oleracea*) and potato (*Solanum tuberosum*). According to Steffen [18], the nutrients in compost are slowly released into the soil at levels that strictly meet the needs of the plant and are easily assimilated. The high rates of graftable plants observed with vermivash could be explained by the nutritional value of this liquid biofertilizer which results in rapid provision of the nutrients essential to the plant for its development. Indeed, Zambare[7]and Ndegwa [19]showed that during vermicomposting, the most important nutrients such as nitrogen (N), potassium (K), phosphorus (P) and calcium (Ca) are quickly released and become easily absorbable by the plants. These nutritional values of vermivash have enabled several rubber plants to reach a significant rate of graftable plants in record time. This study also indicated that the probability of successful grafting of rubber plants in nurseries is higher with vermivash on all sites. This could be explained by the good mineral element content of this biofertilizer. Indeed, vermivash which is an aqueous extract of vermicompost, collected in the presence of a rich population of earthworms, contains several enzymes, plant growth hormones, vitamins as well as macro and micronutrients which quickly provide nutrients to the plant during its development cycle [20]. This good availability of nutrients must have strengthened the vigour of the rootstocks by allowing them good adhesion with the scion, which favoured the resumption of the physiological process [11, 21]. Vermivash applied to plants was less harmful with low plant mortality rates. However, vermicompost caused more mortality of rubber plants. These plant mortality rates observed with vermicompost could be explained by the high dose of vermicompost given to the plants. Our work agrees with Essehi[22]. Indeed, these authors showed that increasing doses of organic manure, particularly compost in bags intended for nurseries, could increase the mortality rate, making these doses harmful to the plants.

5. CONCLUSION

The results obtained in this study showed that the use of biofertilizers (vermicompost and vermivash) promotes good radial development with optimal monthly growth of rubber plants. The nutritional values of these two have enabled many rubber plants to reach the diameter required for grafting in record time. Furthermore, the probability of success in grafting rubber plants in bag nurseries was good for vermivash, with mortality rates less than 20%. The good expression of vermivash in this study indicates that this biofertilizer could be used as a substitute or in combination with mineral fertilizer, commonly applied in rubber tree nurseries in Ivory Coast. The adoption of vermivash in rural areas could also contribute to reducing

environmental degradation. However, before any popularization of vermiwash and even vermicompost which was the best organic fertilizer in this study, an economic study must be carried out on production costs and gains after the sale of the nursery plants.

REFERENCES

1. FAO (Food and agricultural Organization of the United Nation)., 2004. Agricultural residues and agro-industrial by-products in West Africa: Current situation and perspectives for livestock farming, Rome, Italy, 73 p (in French)
2. Igue AM, Saidou A, Adjanohoun A, Ezui G, Attiogbe P, Kpagbin, G&Sogbedji, JM, 2013. Assessment of soil fertility in southern and central Benin. *Bulletin of Agronomic Research of Benin*, 12-23.
3. N'Goran A, Gnahoua GM, Oualou K, Pity B, 1997. Evolution of soil fertility over four years of cultivation following six years of tree fallow. Case of a humid forest area in Ivory Coast. In: Floret Ch. &Pontanier R. Improvement and management of fallow land in West Africa. Paris: Orstom, pp 101-106.
4. Ko HJ, Kim KY., Kim HT., Kim CN, & Umeda M, 2008. Evaluation of maturity parameters and heavy metal contents in composts made from animal manure. *Waste management*, 28(5), 813-820.
5. Coulibaly SS., Kouassi KI., Tondoh EJ, & Zoro Bi IA., 2011. Impact of the population size of the earthworm *Eudriluseugeniae* (Kinberg) on the stabilization of animal wastes during vermicomposting. *Philippine Agric. Sci*, 94, 359-367.
6. Coulibaly SS, Edoukou FE, Kouassi KI., Barsan N, Nedeff V, & ZoroIB, 2018. Vermicompost utilization: A way to food security in rural area. *Heliyon*, 4(12).
7. Zambare VP, Padul MV, Yadav AA, Shete TB, 2008. Vermiwash: biochemical and microbiological approach as ecofriendly soil conditioner, *Agricultural and Biological Science*, ISSN 1990-6145 vol. 3, N°4, July 2008, pp. 406-407.
8. Abdullah AA, 2010. Effect of Vermicompost and Vermiwash on the Productivity of Spinach (*Spinacia oleracea*), Onion (*Allium cepa*) and Potato (*Solanum tuberosum*), *Agricultural Sciences*, ISSN 1817-3047. 4 (5): 554-557, 2008.
9. Coulibaly S.S., 2014. Optimization of Vermicomposting of Livestock Waste for Healthy and Profitable Production of the Oil Gourd *Lagenariasiceraria* (Molina) Stand/ *Cucurbitacea*. Single Doctoral Thesis. Abidjan, Nangui AbrogouaUniversity; 211 p.
10. Penot ME, 2001. Peasant strategies and evolution of knowledge: Indonesian agroforestry rubber cultivation. Thesis defended in November 2001, presented to obtain the degree of Doctor of the University of Montpellier I 140 p + Appendices.
11. Elabo AEA., Gnagne YM, Assi MG., Okoma KM., Obouayeba S, 2014. Improvement in the success rate in the field of 10-month rubber tree stumps, CNRA-HEVEA technical sheet, 2 p.
12. Compagnon P., 1986. *Le caoutchouc naturel : biologie, culture, production*. Ed. G-P Maisonneuve et Larose, Paris, 595p
13. Tomassone R., Dervin C., Masson J, 1993. *Modeling of biologicalphenomena*. Masson, Paris 367 p.
14. Bocard D., & Legendre L., 1994. Environmental control and spatial structure in ecological communities: an example using oribatid mites (*Acari, Oribatei*). *Environmental and EcologicalStatistics* 1, pp. 37-61.
15. Legendre P., 2005. What are the important spatial scales in an ecosystem? AGÉOFOR conference, Université Laval, 27 p.

16. Tripathi G., et Bhardwaj P., 2004. Comparative studies on biomass production, life cycles and composting efficiency of *Eisenia foetida* (Savigny) and *Lampitoma auritii* (Kinberg). *Bioresource Technology* 92: 275-283.
17. Suthar S., 2008. Nutrient changes and biodynamics of epigeic earthworm *Perionyx excavatus* (Perrier) during recycling of some agriculture wastes. *Bioresource Technology* 98 (8): 1608-1614.
18. Steffen K.L., Dann M.S., Fager K., Fleischer S.J., Harper J.K., 1995. Short-term and long-term impact of an initial large-scale SMS soil amendment on vegetable crop productivity and resource use efficiency. In *Environmental Agricultural and Industrial uses for spent mushroom substrates*. Edit. Wuest et al., Pub. JG Press, Emmaus, US.
19. Ndegwa P.M., Thompson S.A., 2001. Integrating composting and vermicomposting of the treatment and bioconversion of biosolids. *Bioresource Technology* 76: 107-112.
20. Canny M., Jaswinder S., & Chander P., 2017. Vermicompost and vermiwash as supplement to improve seedling, plant growth and yield in *Linum usitatissimum* L. for organic agriculture, *Int J Recycl Org Waste Agricult* (2017) 6:203–218 DOI 10.1007/s40093-017-0168-4, pp. 210-217.
21. Okoma M, Dian K, Elabo AEA, Gnagne YM, Esmel JM., Okoma DM., Wahounou P., and Obouayeba S., 2016. Well-developed hepatocytes CNRA-HEVEA technical paper, 4 p.
22. Essehi J.L., Gala B.T.J., Kassin K.E., Soumahin E.F., Okoma K.M., Obouayeba S., and Yao-Kouamé A., 2016. Impact of organic fertilization on some soil characteristics and growth parameters of rubber trees (*Hevea brasiliensis* Müll Arg.) in the installation phase in Bonoua, in the South of Côte d'Ivoire, *International Journal of Innovation and Scientific Research*, ISSN 2351-8014 Vol. 27 No. 1, Oct. 2016, pp. 143 – 154.