

Compatability of most efficient *Rhizobium* strain with different seed dressing fungicides in Mungbean (*Vignaradiata*) crop

Comment [A1]: Is it compatability or compatibility? Please check again.

Formatted: Centered

ABSTRACT

All the living things on earth requires nitrogen for the growth. Symbiotic nitrogen fixation is considered as an important source of nitrogen on earth, and various Numerous legumes-leguminous crops fixes fix about 200 – 300 kg N/ha. Some Some microorganisms specially specially bacteria are able to colonise and fix nitrogen biologically in the soil use-through symbiotic process. A pot culture experiment was conducted to examine the compatibility of *Rhizobium* with nine fungicides and their combination used for seed treatment. The combination effects of inoculation with fungicide growth and number of nodules, dry weight of nodules, dry matter parameters etc. were studied, present investigation. The seed treatment of mungbean seed with copper oxychloride was found most effective among all the seed treatments. Seed treatment with different seed dressing fungicide had no adverse effect on germination, nodulation, yield-attributing characters and grain yield when applied alone or in combination with *Rhizobium* inoculant, thus, indicating the compatibility amongst all the two components, viz. fungicide and *Rhizobium* inoculant for seed treatment in mungbean.

Keywords: compatability, copper oxychloride, *Rhizobium*, seed treatment Compatibility, Copper oxychloride, Fungicide, *Rhizobium*, Seed treatment

Comment [A2]: Methodology is not clear. Rewrite the key findings with specific recommendations.

Comment [A3]: Better to use 5-6 keywords and arrange the keywords in an alphabetical order.

Formatted: Font: Italic

INTRODUCTION

The green gram (*Vigna radiata*) is commonly known as mungbean or mung (reference!!). In India, green gram is one of the most important pulse crops, belongs to family Leguminaceae. It is generally cultivated in the tropical and subtropical countries. It requires soils from a black cotton soil to light sandy loam soil. All the living things on earth requires require nitrogen for their growth and optimal development (reference!!). Pulse although fix atmospheric nitrogen, there is evident that application of nitrogenous fertilizers increase yield (reference!!). Symbiotic nitrogen fixation is an important source of nitrogen, and various legume crops fixes about 200-300 kg nitrogen per hectare (reference!!). Some microorganism specially bacteria called rhizobia are able to colonise the rhizosphere, and which infect the legume crops roots and fix nitrogen biologically in the soil through symbiotic process (reference!!).

The survival and inoculation efficiency of root nodules bacteria are highly affected by several soil and plant factors viz. soil constitution, soil physical properties and the chemical seed treatments. Seed treatment with chemicals may reduce microbial activity subsequently and attention towards this point has often been drawn in the rhizobia literature. Contradictory confirmation has been given on the compatibility between the rhizobia and seed dressing chemicals.

Comment [A4]: Use reference.

On the other hand, fungicide and insecticides may adversely affect the legume *Rhizobium* symbiosis, by inhibition of survival of the applied rhizobia on seed at sowing time (reference!!). This may lead to slow establishment of rhizobia in the rhizosphere, which may reduce nodulation and fixation. Several workers reported that at recommended rate of application, the fungicides have no suppressive effects on the growth parameters of legumes (Ghosh *et al.*, 2003, Guene *et al.*, 2004).

Comment [A5]: What is the hypothesis of this study? What are the objectives of this research? Justification of the study! Explain the relevant context with rational. Introduction part is not completed.

MATERIALS AND METHODS

Nodulation Ability and Selection of Efficient Strain

Plastic Cup Method (Nodulation ability of *Rhizobium* isolates)

In these method transparent plastic cups were used for sowing of green gram seeds. Instead of soil, small pebbles of maximum 2-3 mm diameter were used as medium for sowing of seeds. Sieve was used for selection of pebbles. Plastic cups were filled two third with sterilized pebbles (reference!). Pebbles were sterilized by acid wash and 2-3 wash of water, to remove trace of acid. 3-4 seeds of variety (BM 2003-2) were sown in the plastic cup at depth of 1-2 cm and inoculated with 2 ml of *Rhizobium* suspension and one control was maintained without inoculation. Later the observations on nodule count and height of plant were taken at 15 DAS.

Comment [A6]: What does it mean? Did this term use before? Elaborate...

Pot Method (Growth promotion potential of *Rhizobium* isolates)

The clay pots were used for pot culture studies (reference!). Pots were sterilized with 5% formaldehyde solution. Medium type of soil sterilized in autoclave at 30 psi for 2 hours and used in this experiment. The pots were filled with sterilized soil and farm yard manure (FYM) mixed in proportion of 1:1. Mungbean seeds of variety BM 2003-2 were surface sterilized by dipping in 0.1% mercuric chloride. Five healthy seeds per pots were sown. Seeds were treated with *Rhizobium* suspension before sowing 10 ml /kg *Rhizobium* culture were given as seed treatment and remaining one pot was kept without treatment as control. For nodule count selected plants from each pot were uprooted on alternate days. The plants were selected randomly and uprooted carefully by digging with help of 'khurpi'. All possible precautions were taken to reduce the nodule loss. Later the observations on nodule count and plant height were taken at 30 DAS.

Comment [A7]: Proposed by???

Comment [A8]: Elaborate

Compatability of *Rhizobium* with Different Seed Dressing Fungicides

To study the compatability of *Rhizobium* with different seed dressing fungicides, a pot culture experiment was conducted over a period of six months in 2022 in the growing season of green gram at Agricultural Research Station, Badnapur, India?. The most efficient and superior strain were used for further studies. Initially the seeds of green gram variety (BM 2003-2) were treated with different fungicides at recommended rate and then these seeds were further inoculated with *Rhizobium* suspension (10^8 cells/ml), seeds dried in shade and sown. The experiment was laid out in CRD (Completely Randomized Design). The observation on nodule was recorded at 30 and 45 DAS whereas, plant height and dry matter was recorded at 45 DAS.

Comment [A9]: Check again.

Comment [A10]: Please mention the months. From January to December or what? 12 months or 2 months? Mention precisely.

Comment [A11]: ??

Details of experiment:

Design	: CRD
Replication	: Three
Variety	: BM 2003-2
Treatments	: Ten
Date of sowing	: 8 June 2022

Date of observation : 23 July 2022

List 1 : Details of the treatment are as below

Treat. No.	Treatment details	Method of application
T ₁	<i>Rhizobium</i> inoculation + Carbendazim 50% WP	Seed treatment
T ₂	<i>Rhizobium</i> inoculation + Mancozeb 50 % WP	Seed treatment
T ₃	<i>Rhizobium</i> inoculation + Propineb 70 % WP	Seed treatment
T ₄	<i>Rhizobium</i> inoculation + Captan 50% WP	Seed treatment
T ₅	<i>Rhizobium</i> inoculation + Sulphur 80% WP	Seed treatment
T ₆	<i>Rhizobium</i> inoculation + Copper oxychloride 50% WP	Seed treatment
T ₇	<i>Rhizobium</i> inoculation + Carbendazim 12% + Mancozeb 63 % WP	Seed treatment
T ₈	<i>Rhizobium</i> inoculation + Carboxin 37.5% + Thiram 37.5% WP	Seed treatment
T ₉	<i>Rhizobium</i> inoculation + Captan 70%+ hexaconazole 5% WP	Seed treatment
T ₁₀	<i>Rhizobium</i> alone	Control untreated

Comment [A12]: ???

Details of Observation

In all the pot culture experiment, five plants per pot were used for recording the observations and averages were worked out for the purpose of recording the data. The details of observation as under.

Height of the plant:

Height of the plant was measured from ground level up to terminal bud using a meter scale at 45 DAS.

Number of nodules:

The plant was uprooted at the time of observation from the field by gentle washing off the soil with running water and physically counted the total number of nodules per plant at 30 DAS and 45 DAS observation were recorded.

Dry matter content:

Entire plants were oven dried at $60^{\circ}\text{C} \pm 2^{\circ}$ temperature till the constant weight was obtained. Later constant weight was recorded as dry matter weight of the plant.

Comment [A13]: Please try to add analysis part here that explain how can the authors analyzed the data and represent the findings. Such as usage of statistical software (EXCEL, SPSS, R...) and Statistical value (mean, median, deviation, standard error, percentage, p-value etc....)

RESULT AND DISCUSSION

Authentication of *Rhizobium* isolates / Testing the efficacy of selected *Rhizobium* isolate.

The *Rhizobium* isolates demonstrated significant positive effects on the growth and nodulation of green gram plants compared to the uninoculated control (Table 1). Rh₃, Rh₄ and Rh₂ isolates were found better among tested isolates for maximum nodule formation.

Comment [A14]: How can the researcher(s) realized the significant effects? Use statistical value.

Brahmaprakash *et al.*, (2007) reported that nodule number per plant and grain yield were improved due to inoculation of liquid *Rhizobium* inoculants compared to carrier based *Rhizobium* inoculants. Plant growth promoting parameters such as plant height, nodule number, root volume, root surface and branch number recorded as per the methodology of Hiscox and Israelstam (1979).

Comment [A15]: Mention this portion in the discussion part separately.

Comment [A16]: Very old reference!

Comment [A17]: Is it Plastic cup method? Change the heading. Rewrite the heading as: Findings from the Plastic cup experiment

Plastic Cup Method

Nodulation ability test (???) was conducted on mungbean as the bacteria were isolated from mungbean plants. Isolated and identified *Rhizobium* isolates during the present investigation were tested for ability of nodulation test in plastic cup. Treated seeds of mungbean were sown in disposable paper cups and observed to produce nodule. It was observed that all the *Rhizobium* isolates formed nodules, however Rh₃ produced the greatest number of nodules (10) with a plant height of 25 cm, as recorded at 15 DAS (Table 1, Fig.1 and Fig. 2). Rh₁, Rh₂, Rh₄, Rh₅, Rh₆, Rh₇, Rh₈ control or uninoculated recorded 5, 8, 9, 2, 4, 6, 5, 2 nodules per plant respectively. The height of plant was maximum (25 cm) of isolate Rh₃ and the minimum i.e., 10 cm of isolate Rh₇. Results obtained are in similar line with from this study consistently support the previous findings of Ferguson *et al.*, (2010) and Mangala (2013).

Table 1: Authentication of *Rhizobium* isolates in plastic cup method at 15 DAS

Treatment No.	Number of nodules/ Plant	Height of plant (cm)
Rh ₁	5	19
Rh ₂	8	22
Rh ₃	10	25
Rh ₄	9	20
Rh ₅	2	14
Rh ₆	4	17
Rh ₇	6	10
Rh ₈	5	21
Control (uninoculated)	2	7



Fig. 1 Authentication of Rhizobium in plastic cup method

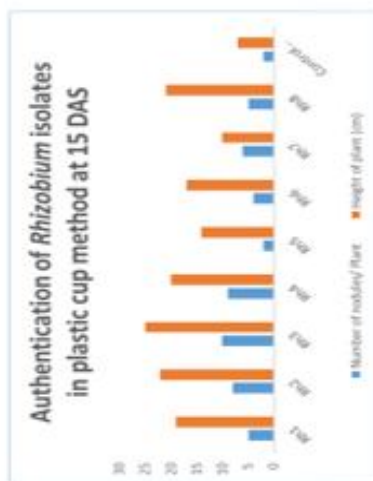


Fig. 2: Authentication of Rhizobium isolates in plastic cup method at 15 DAS

Comment [A18]: Figure is not clear. Difficult to understand.

Pot method

The pot experiment was conducted to evaluate the growth promotion potential of the selected *Rhizobium* isolates under controlled conditions. The results of the pot experiment are presented-expressed in Table 2.

Number of nodules produced by different *Rhizobium* isolates were studied in the pots under greenhouse condition. All isolates formed nodules, nodules; however, Rh₃ produced greater number of nodules (35) which were recorded at 30 DAS (Table 2, Fig.3, Fig.4). Rh₁, Rh₂, Rh₄, Rh₅, Rh₆, Rh₇, Rh₈ recorded 31, 20, 28, 20, 19, 32, 30 nodules per plant, respectively. The height of plant was also recorded. The maximum height of the isolate Rh₃ was 39cm and minimum height of the isolate Rh₆ was 15cm. These results are similar with the findings of Ferguson *et al.*, (2010) and Rajpoot and Panwar (2013).

Comment [A19]: Is it pot method? Rewrite the heading as: Findings from the pot experiment.

Comment [A20]: Rewrite this sentence.

Table 2: Authentication of Rhizobium isolates in pot culture method at 30 DAS

Treatment No.	Number of nodules /Plant	Height of plant (cm)
Rh ₁	31	19
Rh ₂	20	28
Rh ₃	35	39
Rh ₄	28	21
Rh ₅	20	27
Rh ₆	19	15
Rh ₇	32	30

Rh ₈	30	32
Control (uninoculated)	14	10



Fig. 3: Authentication of *Rhizobium* in pot culture method

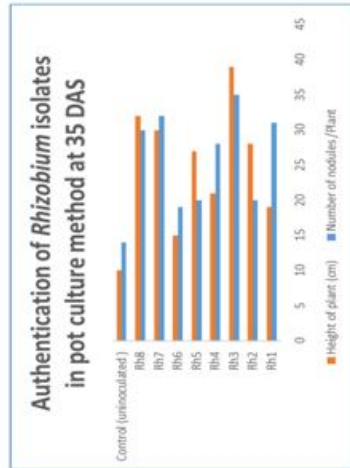


Fig. 4: Authentication of *Rhizobium* isolates in pot culture method at 35 DAS

Comment [A21]: Figure is not clear. Please represent those pictures separately.

Compatibility of *Rhizobium* with Different Fungicides

The compatibility of *Rhizobium* with different seed dressing fungicides was studied in a pot culture experiment. The most efficient *Rhizobium* strain Rh₃ was used for compatibility with nine seed dressing fungicides and mungbean variety BM 2003-2. The number of nodules, plant height and dry matter accumulation per plant were the criteria used to evaluate the compatibility. The relevant data presented in Table 3).

Height of the Plant:

The height of plant was recorded as highest (22.8 cm) in seed treatment with copper oxychloride (T₆), while lowest 6.5 cm height (6.5 cm) of plant was observed in seed treatment with carbendazim (T₁). The height of plant in treatments T₂, T₃, T₄, T₅, T₇, T₈, T₉, T₁₀ were recorded as 16, 14, 8.9, 10.8, 11.5, 10, 15.4, 17.9 cm, respectively (Fig.6).

Number of nodules:

Among the highest number of nodules up to 38.19 were observed in treatment of Copper oxychloride 50% WP per plant after 30 days and found most effective over the control. Captan 50% WP ranked second and recorded 30.62 number of nodules. Propineb 70 % WP and Sulphur 80 % WP recorded 28.30 and 23.82 number of nodules., respectively. *Rhizobium* alone recorded least number of nodules which is 11 nodules per plant. Seed treatment of Carbendazim 50% WP, Mancozeb 50 % WP, Carbendazim 12% WP+ Mancozeb 63 % WP, Carboxin 37.5% WP +

Comment [A22]: Check

Thiram 37.5% WP, Captan 70% + hexaconazole 5% WP recorded 17.21, 15.42, 21.30, 18.06 and 20.17 ~~number of~~ nodules per plant, respectively.

Observation on number of nodules were recorded at 45 days indicates that highest number of nodules 57.04 were observed in Copper oxychloride 50% WP and less number of nodules 23.26 were recorded in *Rhizobium* alone. Seed treatment of Carbendazim 50% WP, Mancozeb 50 % WP, Propineb 70 % WP, Captan 50% WP, Sulphur 80 % WP, Carbendazim 12% WP+ Mancozeb 63 % WP, Carboxin 37.5% WP + Thiram 37.5% WP and Captan 70% + hexaconazole 5% WP recorded 21.40, 49.16, 53.37, 31.61, 36.27, 50.02, 29.05 and 37.43 number of nodules per plant, respectively.

Least number of nodules were observed in seed treatment with *Rhizobium* alone and highest number of nodules were recorded in seed treatment with copper oxychloride (57.04), captan (31.61) and carbendazim (21.40).

Comment [A23]: Statistical analysis is not satisfactory. Use statistical value.

Dry matter content:

The dry matter content of the plants in 9 treatments (e.g., T₁, T₂, T₃, T₄, T₅, T₇, T₈ and T₉) were recorded as 0.37, 0.51, 0.89, 0.68, 0.76, 1.23, 0.95 and 0.72 in grams respectively. The ~~highest maximum (1.70 g)~~ dry weight ~~1.70 g was~~ found in treatment T₆, while lowest dry weight (0.31g)~~0.31g~~ was found in ~~the treatment~~ T₁₀(Fig.5).

~~Results obtained were in similar line with Findings of this study were highly consistent with the~~ previous findings of Muthomiet *al.*, (2007). ~~A similar study was carried out by Muthomiet al. (2007) reported suggested~~ that the fungicide copper oxychloride was used for seed treatment along with Rhizobial inoculation, was beneficial in enhancement of nodulation in food legumes. ~~Another study executed by Paraskaret al., (2010) suggested that effect of Rhizobium spp. on soybean plant height, number of nodules per plant, root length and number of pods per plant by seed treatment and reported significant increase in these parameters over uninoculated control. Moreover, Panwaret al., (2015) reported that thiram had no adverse effect on viable rhizobia or taproot nodulation.~~

Comment [A24]: Compare the findings of this research with other relevant similar research findings.

Table 3 : Compatability of *Rhizobium* with different seed dressing fungicides.

Treat.	Fungicides	Plant height (cm)	No. of Nodules/ plant 30 DAS	No. of Nodules/ plant 45 DAS	Dry weight of plant (g)
T ₁	Carbendazim 50% WP	6.5	17.21	21.40	0.37
T ₂	Mancozeb 50% WP	16	15.42	49.16	0.51
T ₃	Propineb 70% WP	14	28.30	53.37	0.89
T ₄	Captan 50% WP	8.9	30.62	31.61	0.68
T ₅	Sulphur 80% WP	10.8	23.82	36.27	0.76
T ₆	Copper oxychloride 50% WP	22.8	38.19	57.04	1.70
T ₇	Carbendazim 12% + Mancozeb 63% WP	11.5	21.04	50.02	1.23
T ₈	Carboxin 37.5% + Thiram 37.5% WP	10	18.06	29.05	0.95

T ₉	Captan 70% + Hexaconazole 5% WP	15.4	20.17	37.43	0.72
T ₁₀	<i>Rhizobium</i> alone	17.9	11.26	23.26	0.31
	SE±m	0.70	1.15	1.67	0.07
	CD@1%	2.08	3.43	4.96	0.22

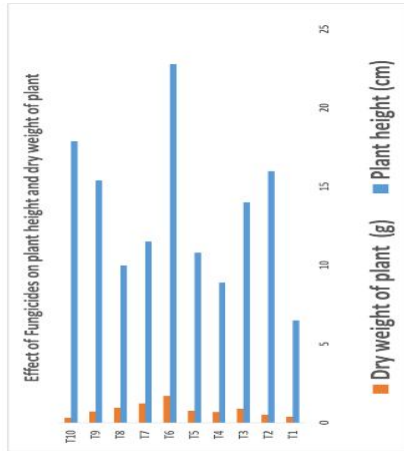


Fig. 5 Effect of fungicides on plant height and dry weight of plant

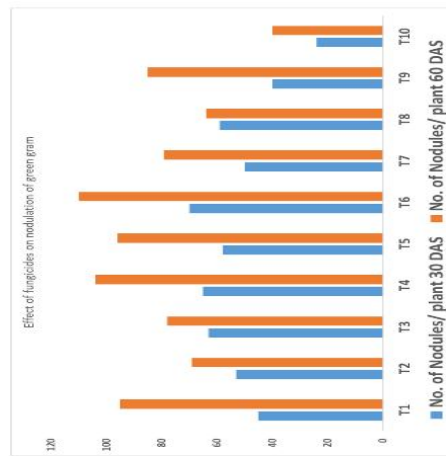


Fig 6: Effect of Fungicides on Nodulation of Green gram

CONCLUSION

The study revealed that the fungicide copper oxychloride found to be effective as compare to other seed dressing fungicides. The height of plant was highest 22.8 cm in seed treatment with copper oxychloride (T₆), while lowest 6.5 cm height of plant was observed in seed treatment with carbendazim (T₁). Among the highest number of nodules up to 38.19 was observed in treatment of copper oxychloride 50% WP per plant and found effective over the control at 30 days. Observation on number of nodules were recorded at 45 days indicated that highest number of nodules 57.04 were observed in copper oxychloride 50% WP and less number of nodules 23.26 were recorded in *Rhizobium* alone. The highest dry weight 1.70 g found in treatment T₆, while lowest dry weight 0.31g was found in T₁₀.

References

- Brahmaprakash, G.P., Girisha, H.C., Navi, V., Laxmipathy, R. and Hedge, S.V. 2007. Liquid *rhizobium* inoculant formulations to enhance biological nitrogen fixation in food legumes. *J. Food Legumes*. 20(1): 75-79.
- Ferguson, B.J., Indrasumunar, A., Hayashi, S., Lin, M.H., Lin, Y., Reid, D.E. and Gresshoff, P.M. 2010. Molecular analysis of legume nodule development and autoregulation. *J. of Integrative Plant Biol.*, 52(1): 61-76.

Comment [A25]: Do not repeat the same sentence (same as result). Rewrite and make those more acceptable.

Comment [A26]: What about further research? Need to use some suitable recommendations based on research findings. Author(s) can provide few suitable recommendations within 2-3 sentences.

Comment [A27]: Check each and every references again according to the Journal's guidelines. Number of reference is very low for this research. Try to use more reference.

Comment [A28]: Better to add DOI for all reference.

- Ghosh, T.K., Tyagi, M.K. and Duhan, J.S. 2003. Rhizobial compatability against lethal doses of pesticides in green gram with different methods of inoculation. *Indian Journal of Agricultural Research.*, 37: 120-3.
- Guene, N.F., Diuof, A. and Gueye, M. 2003. Nodulation and nitrogen fixation of field grown common bean (*Phaseolus vulgaris*) as influenced by fungicide seed treatment. *African Journal of Biotechnology.*, 2(7): 198-201.
- Hiscox, J.D. and Israelstarn, G.F.A. 1979. A method for the extraction of chlorophyll from leaf tissue without maceration. *Can. J. Bot.* 57: 1332-1334.
- Mangala, B. 2013. Isolation, characterization and symbiotic performance of abiotic stress tolerate mungbean (*Vigna radiata*) rhizobia college of basic science and humanities CCS Hariyana Agriculture universities, HIS AR- 125 004.
- Muthomi, J.W., Otieno, P.E., Chemining, W.A., Nderitu, J.H. and Wagacha, J.M. 2007. Effect of legume root rot pathogens and fungicide seed treatment on nodulation and biomass accumulation. *J. Biol. Sci.* 7(7): 1163-1170.
- Panwar, A., Sharma, Y. K., Meena R. S., Aishwath, O. P., Choudhary, S. and Jethra, G. 2015. *In vitro* interaction between fungicides and rhizobacteria isolated from fenugreek root nodules. *Annals of plant and soil Research.* 17(4): 336-341.
- Paraskar, D.R., Nanoty, V.D. and Musaddiq, M. 2010. Study of root nodulation efficiency of different *Rhizobium* strains found in different regions of Akola districts and developing rhizobia based bio fertilizer. *Internat. Qtr. Scientific J.* 9(1): 123-127.
- Rajput, P. and Panwar, K.2013. Isolation and characterization of *rhizobia* and their effect on *Vigna radiata* plant. *Octa. J. Biosci.*, 1(1): 69-76.