

## EFFECT OF DIFFERENT TILLAGE AND ORGANIC INPUTS ON SOIL PROPERTIES AND YIELD OF COTTON ON VERTISOLS

Formatted: Font: Italic

### ABSTRACT

The present investigation was ~~carried-out~~ ~~conducted~~ at Research Farm, Department of Soil Science, Dr. PDKV, Akola during Kharif 2023-24 to study the effect of different tillage practices and organic inputs on soil properties and yield of cotton on Vertisols. ~~The experiment was conducted at Research Farm, Department of Soil Science, Dr. PDKV, Akola.~~ The ~~experiment was laid out in~~ factorial randomized block design with two factors and four tillage treatments as factor A and four source of manure ~~treatments~~ as factor B were adopted. ~~Each treatment was replicated three times.~~ The treatments were composed of factor A consisting of four tillage operations [conventional tillage (T<sub>1</sub>), reduced tillage (T<sub>2</sub>), minimum tillage (T<sub>3</sub>) and zero tillage (T<sub>4</sub>)] and factor B consisting of organic manures such as farmyard manure (10 t ha<sup>-1</sup>) (M<sub>1</sub>), vermicompost (5 t ha<sup>-1</sup>) (M<sub>2</sub>), phosphor compost (5 t ha<sup>-1</sup>) (M<sub>3</sub>) and no manure (M<sub>4</sub>), replicated thrice. The results clearly indicated ~~showed~~ that conventional tillage resulted in the significantly highest seed cotton yield (14.10 ha<sup>-1</sup>), stalk yield (27.78 ha<sup>-1</sup>), total uptake of N (46.46 ha<sup>-1</sup>), P (7.86 ha<sup>-1</sup>), and K (38.31 ha<sup>-1</sup>) relative ~~compared~~ to other tillage practices examined. Among the organic manure treatments the highest seed cotton yield (11.21 ha<sup>-1</sup>), stalk yield (21.95 ha<sup>-1</sup>), total N (37.27 ha<sup>-1</sup>), P (6.57 ha<sup>-1</sup>) and K (32.44 ha<sup>-1</sup>) uptake by cotton was observed with phospho- ~~phospho-~~ compost application. Based on the ~~observed results~~ ~~noted~~, it was notable that the available soil N, P and K ~~of the soil~~ were significantly influenced by the distinct ~~due to~~ tillage practices and organic manures. Among the tillage practices, the highest content of available soil N (182.14 kg ha<sup>-1</sup>), P (17.14 kg ha<sup>-1</sup>) and K (312.95 kg ha<sup>-1</sup>) were exhibited by ~~recorded~~ under the reduced tillage. The use of vermicompost resulted in the highest available soil N (185.93 kg ha<sup>-1</sup>) and K (316.68 kg ha<sup>-1</sup>), while the highest available soil P (18.22 kg ha<sup>-1</sup>) was observed in the treatment with phospho- compost.

Formatted: Font: Italic

Commented [u1]: Follow this throughout *i.e.*, Phospho-compost

*Keywords: Cotton; Vertisols; tillage; organic manures.*

Commented [u2]: Give the conclusion and some suggestions based on the results of the study in this region and at the implications at global under similar conditions.

The objectives are lacking in the abstract section.

The problem statement is also lacking.

How the analysis was done in brief?

Commented [u3]: Increase the number of keywords up to 6.

## INTRODUCTION

Cotton (*Gossypium spp.*) is one of the ~~most~~ important predominant crops under cultivation in the semi-arid regions of India's semi-arid areas and some other parts of the world. It is ~~Cotton~~, commonly referred to as "white gold," ~~is~~ a very valuable commodity that is crucial to the economics of many nations and is regarded as the king of all fibre crops. It is an important source of fibre, oil and animal feed (Dai and Dong, 2014). ~~Cotton is a tropical crop that significantly contributes to economic development worldwide.~~ The main goal of cotton cultivation ~~to for the~~ farmers is to obtain the cotton fibre, ~~the~~ elongated and thickened single cell of the seed epidermis. The Indian Textile Industry consumes a diverse range of fibres and yarns, and the ratio ~~of use of~~ cotton usage to non-cotton fibres in India is around 60:40, ~~while~~ ~~it is~~ 30:70 ~~for~~ the rest of the world. (Anonymous, 2024).

**Commented [u4]:** Maintain the same alignment throughout the whole manuscript.

India ~~has obtained~~ ~~1st~~ the first rank place in the world in cotton acreage with 124.69 lakh hectares area under ~~cotton~~ cultivation, the 2<sup>nd</sup> place in the world with an estimated production of 323.11 lakh bales (5.50 million metric tonnes) during the cotton season 2023-24. In terms of productivity, ~~it~~ India is on the 33<sup>rd</sup> rank with the average a yield of 441 kg ha<sup>-1</sup>. ~~India is having 2<sup>nd</sup> place in the world with an estimated production of 323.11 lakh bales (5.50 million metric tonnes) during the cotton season 2023-24.~~ India is also the 2<sup>nd</sup> largest consumer of cotton in the world with an estimated consumption of 317 lakh bales (5.39 million metric tonnes) (Anonymous, 2024). Maharashtra is the leading state in terms of the area ~~(42.22 lakh hectares)~~ under cotton cultivation i.e., 42.22 lakh hectares. Still, it ranks second in production (82 lakh bales) next to Gujarat (89.65 lakh bales) (Anonymous, 2024).

**Formatted:** Superscript

**Formatted:** Font: Italic

Tillage is the oldest art associated with the development of agriculture and involves operations to modify the physical characteristics of soil. It is the most difficult and time-consuming work in crop production, accounting for about 30 percent of the total expenditure. However, there is potential to reduce ~~the~~ cost and this can only be achieved through by the understanding of the tillage objectives ~~of tillage~~ and ~~carrying out~~ the operations carried-out at the right time with proper implementation. By definition, "Conservation tillage is a type of tillage that aims to reduce soil and water loss. It typically involves keeping at least 30% of crop residue or mulch on the soil surface year-round. This practice helps to prevent soil erosion, preserves water in the root zone and enhances soil fertility and productivity." (Derpsch, 2005). Conservation

tillage eliminates power-intensive soil tillage, thus reducing the drudgery and labour required for crop production by more than 50% of the small-scale farmers. Reduced tillage practices, also known as conservation tillage, ~~is~~ are one of the best management agricultural practice alternatives to conventional tillage and ~~they have has~~ increased globally over the last two decades (Hofmeijer *et al.*, 2019).

Organic sources like FYM, vermi\_compost and phospho\_compost are well-known for improving soil quality and productivity. These sources contain most of the nutrients required by the crops, which ~~could~~ help to improve physical properties ~~like~~ (soil structure, maximum water holding capacity, hydraulic conductivity) and create a more favourable soil environment for root growth development. The proliferation of microbial activity in soil leads to the conversion of unavailable nutrients to available forms, which increases crop yields in the long ~~run~~ by through improvement of the soil's physical, chemical and biological properties. Application of farmyard manure (FYM) ~~is thought to~~ significantly increases soil organic carbon (SOC) ~~contents~~ levels, infiltration rate, water retention capacity, soil aggregation ~~and aggregate~~ stability in water. (Benbi *et al.*, 1998). Vermicompost, ~~which is~~ produced by earthworms, is an incredibly nutrient-rich organic supplement that contains both micro and macronutrients, vitamins, growth hormones and enzymes (Orozco *et al.*, 1996). Phospho\_compost has been reported to improve soil pH, organic matter, total oil nitrogen and available soil phosphorus. (Hellal *et al.*, 2013).

Vertisols are a type of soil ~~which that~~ undergoes swelling and shrinking ~~phenomena as a result of due to~~ the changes in the moisture levels. Vertisols ~~They~~ have high water retention capacity, but low infiltration rate and high cation exchange capacity. To sustain reasonable levels of organic cotton production, it is essential to improve and maintain the organic matter (OM) in these soils. This can significantly enhance ~~increase the soil physical attributes water infiltration, reduce erosion and improve soil structure and aggregate stability.~~ Furthermore, OM ~~it~~ can augment ~~enhance the supply of nutrient's supply,~~ particularly of soil nitrogen, phosphorus and sulphur. Thus, a proper management program of good OM ~~organic matter management program~~ is necessary to maintain the ~~for~~ fertility status of the soil ~~management~~ under organic production systems.

Commented [u5]: Alignment should be uniform

Formatted: Font: Italic

In this context, the present investigation was ~~implemented planned~~ to study the effect of different tillage ~~practices~~ and organic inputs on soil properties, and ~~the~~ yield of cotton in ~~the Vertisols of~~ .....

## MATERIALS AND METHODS

A field experiment was conducted at the Research Farm Department of Soil Science, Dr. Panjabrao Deshmukh Krishi Vidyapeeth, Akola during the *Kharif* season of 2023-24. Soil of the experimental field was classified as *Vertisols*, particularly montmorillonitic, hyperthermic a family of Typic Haplustert. It has smectite clay minerals with swell-shrink properties. ~~soils are moderately alkaline in reaction with pH of 8.03, low in available N (175.30 kg ha<sup>-1</sup>) and P (13.40 kg ha<sup>-1</sup>) and sufficient in available potash content (306 kg ha<sup>-1</sup>).~~ The experiment was laid out in a factorial randomized block design with two factors. Factor A consists of four tillage treatments [conventional tillage(T<sub>1</sub>), reduced tillage(T<sub>2</sub>), minimum tillage(T<sub>3</sub>) and zero tillage(T<sub>4</sub>)] and factor B consists of organic manures such as farmyard manure (10 t ha<sup>-1</sup>) (M<sub>1</sub>), vermicompost (5 t ha<sup>-1</sup>) (M<sub>2</sub>), phospho-compost (5 t ha<sup>-1</sup>) (M<sub>3</sub>) and no manure (M<sub>4</sub>). All the treatments were replicated three times.

The initial soil samples (0-20 cm) were collected from each plot in all three replications. Available soil nitrogen (N) was determined by the alkaline permanganate method using an automatic distillation system (Subbiah and Asija, 1956). Available soil phosphorus (P) was measured by Olsen's method with a ultra-violet (UV) double-beam spectrophotometer (Watanabe and Olsen, 1965). Available soil Potassium (K) was assessed using the neutral normal ammonium acetate method with a flame photometer (Hanway and Heidal, 1952). The soils are moderately alkaline in reaction with pH of 8.03, low in available soil nitrogen: N (175.30 kg ha<sup>-1</sup>) and Phosphorus: P (13.40 kg ha<sup>-1</sup>) and sufficient in available soil potash (306 kg ha<sup>-1</sup>).

The plant samples ~~were have been~~ collected randomly from every plot at ~~the~~ harvest of the crop. After cleansing and air-drying the plant samples, ~~they were kept in~~ ~~have been saved in~~ polythene bags with the right labelling for further chemical analysis. Total soil nitrogen was determined by micro-Kjeldhal's distillation method (piper, 1966). ~~ts~~ Total soil phosphorous ~~with was estimated by using~~ spectrophotometer (Jackson, 1973) and total soil potassium ~~by by using a~~ flame photometer (piper, 1966). Cotton was picked from the net plots in all the replications and yield per hectare was

**Commented [u6]:** Complete by mentioning the place where the study was conducted here.

There is lack of problem statement, hypothesis. Please make these to stand-out in the introduction section of the present manuscript.

**Formatted:** Font: Italic

**Formatted:** Font: Italic

**Formatted:** Font: Italic

calculated. The data was subjected to statistical analysis as per Gomez and Gomez (1984).

## RESULT AND DISCUSSION

### 1. Yield of Cotton

#### 1.1 Effect of tillage:

The data in respect of seed cotton and stalk yield of cotton as influenced by different tillage and organic manures is placed in Table 1 and depicted in Fig. 1. The seed cotton yield ( $14.10 \text{ q ha}^{-1}$ ) and stalk yield ( $27.78 \text{ q ha}^{-1}$ ) were noticed significantly higher in conventional tillage followed by reduced tillage, which noted a seed cotton yield of ( $10.22 \text{ q ha}^{-1}$ ) and stalk yield of ( $19.70 \text{ q ha}^{-1}$ ), while the lowest seed cotton yield ( $4.87 \text{ q ha}^{-1}$ ) and stalk yield ( $9.13 \text{ q ha}^{-1}$ ) were observed in zero tillage among all tillage practices. The lower trend of crop yield is most, likely due to the hardness of black cotton soil, poor hydraulic conductivity and poor soil aeration under conservation agriculture practices. Similar results were achieved by Saleem *et al.*, (2022), who reported that the conventional tillage showed the highest plant height (121 cm), total bolls per plant (22.9 bolls), boll weight (2.74 g) and seed yield ( $2031 \text{ kg ha}^{-1}$ ) of the cotton crop, as compared to zero tillage.

Commented [u7]: Effect of tillage on what?

#### 1.2 Effect of organic manures:

Based on an assessment of data, it was noticeable that the seed yield and stalk yield of cotton were significantly superior with the application of phospho-compost and found the lowest in the absence of organic manures. The significantly highest seed cotton yield ( $11.21 \text{ q ha}^{-1}$ ) and stalk yield ( $21.95 \text{ q ha}^{-1}$ ) were noticed higher in treatment with phospho-compost ( $M_3$ ) followed by seed cotton yield ( $10.60 \text{ q ha}^{-1}$ ) and stalk yield ( $20.76 \text{ q ha}^{-1}$ ) in treatment with vermicompost ( $M_2$ ), both the treatments were on par with each other. The lowest seed cotton yield ( $7.33 \text{ q ha}^{-1}$ ) and stalk yield ( $14.02 \text{ q ha}^{-1}$ ) were observed in the no manured plot ( $M_4$ ). It may infer that the increase in seed cotton yield may be due to more availability and efficient use of nutrients. As phospho-compost improves phosphorus availability in the soil. Phosphorus plays a crucial role in root growth and the development of reproductive parts (such as flowers and seeds). This leads to better plant establishment and higher cotton yield. The results obtained during experimentation corresponded to the findings of Solunke *et al.*, (2011) who

Commented [u8]: Effect of organic manure on what?

stated that FYM @ 10 t ha<sup>-1</sup> and vermicompost @ 2 t ha<sup>-1</sup> recorded significantly higher seed cotton yield. Results are in line with the findings of Nawlakhe *et al.*, (2010) who reported that seed cotton yield and stalk yield were significantly superior with an application of vermicompost @ 2 t ha<sup>-1</sup> over others, except FYM @ 5 t ha<sup>-1</sup> which was at par with the findings with an application of vermicompost. Similar results were reported by Rannavare *et al.*, (2006) who stated that the application of vermicompost (2 t ha<sup>-1</sup>) and application of FYM (5 t ha<sup>-1</sup>) registered significant maximum seed cotton yield and stalk yield over sunhemp in-situ green manuring (5 t ha<sup>-1</sup>).

### 1.3 Interaction effect:

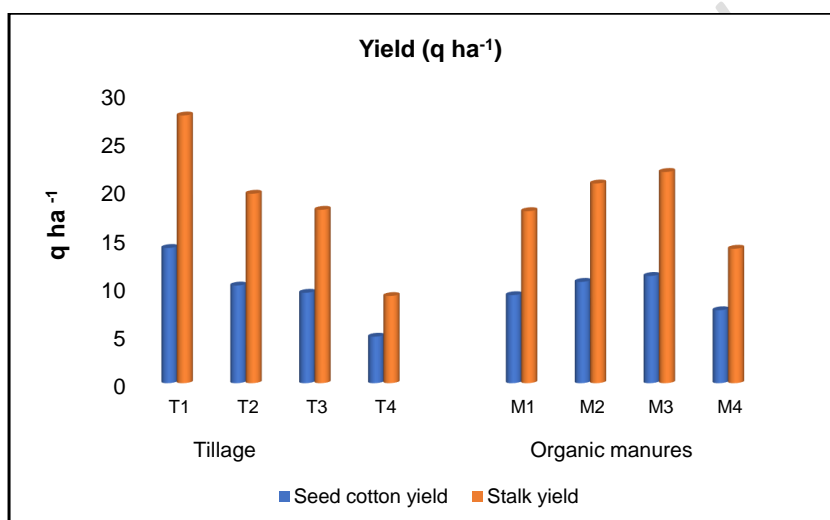
Data with respect to the interaction of tillage and organic manures on seed cotton yield and stalk yield of cotton was found significant.

**Commented [u9]:** Elaborate or interpret your results on the interaction effect of tillage and organic manure. Do not simply say the interaction effect was significant.

**Table No. 1: Effect of tillage and organic inputs on seed cotton yield (q ha<sup>-1</sup>) and stalk yield of cotton (q ha<sup>-1</sup>).**

Treatments	Yield (q ha <sup>-1</sup> )	
	Seed cotton yield (q ha <sup>-1</sup> )	Stalk yield (q ha <sup>-1</sup> )
<b>a) Tillage practices</b>		
T <sub>1</sub> - Conventional tillage	14.10	27.78
T <sub>2</sub> - Reduced tillage	10.22	19.70
T <sub>3</sub> - Minimum tillage	9.47	18.04
T <sub>4</sub> - Zero tillage	4.87	9.13
SE (m)±	0.456	0.44
CD @ 5%	1.317	1.26
<b>b) Organic manures</b>		
M <sub>1</sub> - FYM	9.22	17.90
M <sub>2</sub> - Vermicompost	10.60	20.76
M <sub>3</sub> - Phosphocompost	11.21	21.95

M <sub>4</sub> - No Manure	7.64	14.02
SE (m)±	0.456	0.44
CD @ 5%	1.317	1.26
<b>Interaction of tillage and organic manures (a X b)</b>		
SE (m)±	0.912	0.87
CD @ 5%	2.634	2.52



**Fig. 1. Seed cotton yield and stalk yield of cotton as influenced by different tillage and organic manures.**

## 2. Total uptake of nitrogen, phosphorous and potassium contents

### 2.1 Effect of tillage:

The S<sub>i</sub> significantly higher N, P and K uptake were recorded in conventional tillage over other tillage practices at the harvest stage (Table 2 and Fig. 2). The higher uptake of N (46.46 kg ha<sup>-1</sup>), P (7.86 kg ha<sup>-1</sup>) and K (38.31 kg ha<sup>-1</sup>) was recorded under conventional tillage, followed by reduced tillage with nitrogen uptake of 32.61 kg ha<sup>-1</sup>, phosphorous uptake of 5.54 kg ha<sup>-1</sup> and potassium uptake of 29.44 kg ha<sup>-1</sup>. The lowest uptake of N (15.36 kg ha<sup>-1</sup>), P (2.38 kg ha<sup>-1</sup>), and K (13.83 kg ha<sup>-1</sup>) was observed under zero tillage. Conventional tillage results in higher nutrient uptake (N, P, K) because it loosens the soil, improves aeration, enhances water infiltration and promotes root growth, allowing

**Commented [u10]:** Your graph should be constructed based on the statistical analysis of ANOVA for factorial design.

**Commented [u11]:** Effect of tillage on what?

plants to access more nutrients. Overall, the total uptake of N, P and K showed an increasing trend in the order of zero tillage < minimum tillage < reduced tillage < conventional tillage. Similar observations for uptake of nitrogen & phosphorous were noted by Deibert *et al.* (1989). The results corroborate with the findings of Ishaq *et al.*, (2001) who stated that the uptake of nitrogen, phosphorous and potassium by cotton was higher under conventional tillage than minimum tillage and deep tillage treatments.

### 2.2 Effect of organic manures:

Based on the data assessment, it was noticed that the effect of organic manures on uptake of N, P and K was found to be significant. The highest uptake of N (37.27 g ha<sup>-1</sup>), P (6.57 kg ha<sup>-1</sup>) and K (32.44 kg ha<sup>-1</sup>) was noted with an application of phosphocompost followed by the application of vermicompost with nitrogen uptake of 34.41 kg ha<sup>-1</sup>, phosphorous uptake of 5.74 kg ha<sup>-1</sup> and potassium uptake of 29.82 kg ha<sup>-1</sup>. Phosphocompost improve root growth and increase plants ability to absorb water and nutrients, that improve nutrient uptake for better growth and yield. However, the lowest uptake of nitrogen (23.76 kg ha<sup>-1</sup>), phosphorous (3.53 kg ha<sup>-1</sup>) and potassium (20.85 kg ha<sup>-1</sup>) was identified in treatment with no organic manures. The results confirm with the findings of Age *et al.* (2019) who reported that a significantly higher uptake of N, P and K by cotton was recorded with the application of 100 % P through phosphocompost over other treatments and revealed that the increase in total potassium uptake was due to the incorporation of decomposed material like FYM, phosphocompost, vermicompost and glyricidia green leaf manuring along with inorganic fertilizers.

### 2.3 Interaction effect:

Data with respect to the interaction of tillage and organic inputs on total uptake of nitrogen, phosphorous and potassium was found significant.

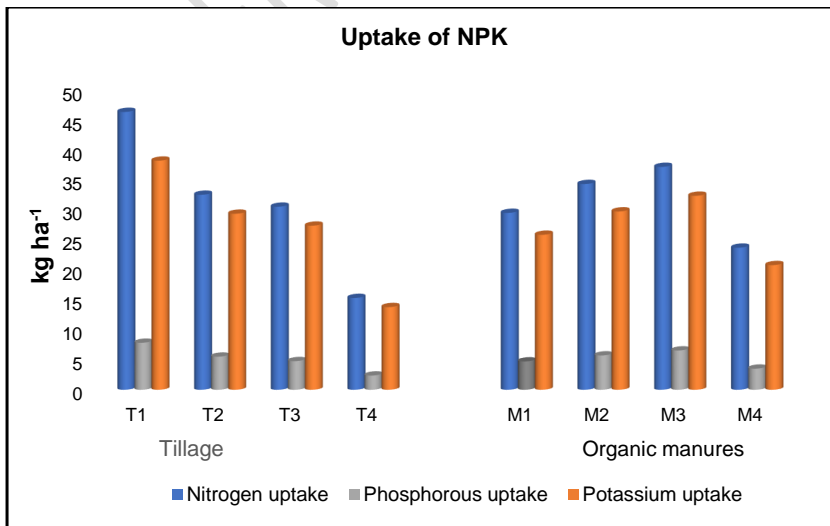
**Table No. 2: Effect of tillage and organic inputs on total uptake of N, P and K by cotton.**

Treatments	Nitrogen uptake	Phosphorous uptake	Potassium uptake
------------	-----------------	--------------------	------------------

**Commented [u12]:** Effect of organic manure on what?

**Commented [u13]:** Elaborate or interpret your results on the interaction effect of tillage and organic manure. Do not simply say the interaction effect was significant.

	(kg ha <sup>-1</sup> )	(kg ha <sup>-1</sup> )	(kg ha <sup>-1</sup> )
<b>a) Tillage practices</b>			
T <sub>1</sub> (Conventional tillage)	46.46	7.86	38.31
T <sub>2</sub> (Reduced tillage)	32.61	5.54	29.44
T <sub>3</sub> (Minimum tillage)	30.61	4.79	27.44
T <sub>4</sub> (Zero tillage)	15.36	2.38	13.83
SE (m)±	0.03	0.08	0.03
CD @ 5%	0.08	0.22	0.07
<b>b) Organic manures</b>			
M <sub>1</sub> (FYM)	29.58	4.74	25.92
M <sub>2</sub> (Vermicompost)	34.41	5.74	29.82
M <sub>3</sub> (Phosphocompost)	37.27	6.57	32.44
M <sub>4</sub> (No Manure)	23.76	3.53	20.85
SE (m)±	0.03	0.08	0.03
CD @ 5%	0.08	0.22	0.07
<b>Interaction of tillage and organic manures (a X b)</b>			
SE (m)±	0.05	0.15	0.05
CD @ 5%	0.15	0.44	0.15



**Commented [u14]:** Your graph should be constructed based on the statistical analysis of ANOVA for factorial design.

**Fig. 2. Total uptake of NPK as influenced by different tillage and organic manures.**

### **3. Soil Available Soil nitrogen, Phosphorus and Potassium (N, P and K)**

#### **3.1 Effect of tillage:**

Data pertaining to available N, P and K as influenced by different tillage and organic inputs is presented in table 3 and graphically presented in Fig. 3 The available soil nutrients were influenced and mostly observed higher under reduced tillage and minimum tillage. Among the treatments with organic manures, the nutrients were commonly more, where vermi-compost and phospho-compost were applied. In respect of residual soil fertility, available N, P and K were influenced significantly by reduced tillage. The significantly highest content of available nitrogen ( $182.14 \text{ kg ha}^{-1}$ ), phosphorus ( $17.14 \text{ kg ha}^{-1}$ ) and potassium ( $312.95 \text{ kg ha}^{-1}$ ) was recorded under reduced tillage. Reduced mechanical disturbance of the soil under conservation tillage resulted in the highest nutrient levels as compared to conventional tillage. The corresponding observations were also noticed by Jadhao *et al.*, (2021) who reported that significantly higher levels of available N, P and K were observed under minimum tillage as compared to conventional tillage. Jat *et al.*, (2017) also revealed that conservation agriculture-based cropping systems improved soil properties and availability of phosphorous and potassium in the surface soil layer compared to conventional farmer's practice. The results corroborate with the findings reported by Bharambe *et al.*, (2002) and Halemani *et al.*, (2004).

#### **3.2 Effect of organic manures:**

The treatments with organic manures have also influenced the availability of N, P and K significantly. The significant enhancement in available N ( $185.93 \text{ kg ha}^{-1}$ ) and K ( $316.68 \text{ kg ha}^{-1}$ ) were noted where vermicompost was applied, whereas the significantly highest available P ( $18.22 \text{ kg ha}^{-1}$ ) was noted where phospho-compost was given. However, the lowest values of available N ( $170.29 \text{ kg ha}^{-1}$ ), P ( $12.72 \text{ kg ha}^{-1}$ ) and K ( $297.25 \text{ kg ha}^{-1}$ ) were recorded in treatment with no organic manures. The enhanced nutrient availability in treatments with vermi-compost and phospho-compost is due to the faster decomposition of organic matter and the ability of these manures to release specific nutrients more efficiently than untreated soil. Similar findings were also

**Commented [u15]:** Effect of tillage on what? This should be clear.

**Commented [u16]:** Effect of organic manure on what? This should be clear.

reported by Halemani *et al.*, (2004), Liu *et al.*, (2010) and Shankar *et al.* (2012) who reported that available N, P and K status of soil at harvest of the crop were increased significantly with application of FYM 10 t ha<sup>-1</sup> over no FYM. These results are in line with the findings of Das *et al.*, (2003) who, reported that soil available K was increased with the application of FYM over control.

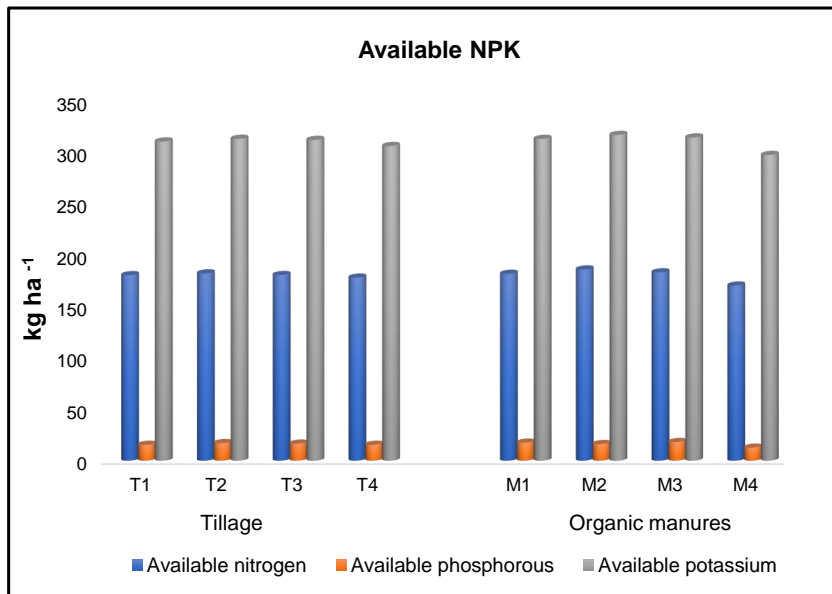
### 3.3 Interaction effect:

Data with respect to the interaction of tillage and organic inputs on available nitrogen, phosphorous and potassium was found **significant**.

**Commented [u17]:** Elaborate or interpret your results on the interaction effect of tillage and organic manure. Do not simply say the interaction effect was significant.

**Table No. 3: Effect of different tillage and organic inputs on available NPK.**

Treatments	Available <u>soil</u> N (kg ha <sup>-1</sup> )	Available <u>soil</u> P (kg ha <sup>-1</sup> )	Available <u>soil</u> K (kg ha <sup>-1</sup> )
<b>a) Tillage practices</b>			
T <sub>1</sub> - Conventional tillage	180.38	15.53	310.33
T <sub>2</sub> - Reduced tillage	182.14	17.14	312.95
T <sub>3</sub> - Minimum tillage	180.55	16.60	311.88
T <sub>4</sub> - Zero tillage	178.00	15.49	305.93
SE (m)±	0.062	0.13	0.18
CD @ 5%	0.178	0.38	0.52
<b>b) Organic manures</b>			
M <sub>1</sub> – FYM	181.70	17.59	312.88
M <sub>2</sub> – Vermicompost	185.93	16.23	316.68
M <sub>3</sub> – Phosphocompost	183.15	18.22	314.25
M <sub>4</sub> - No manure	170.29	12.72	297.25
SE (m)±	0.062	0.13	0.18
CD @ 5%	0.178	0.38	0.52
<b>Interaction of tillage and organic manures (a X b)</b>			
SE (m)±	0.123	0.27	0.36
CD @ 5%	0.356	0.77	1.04



**Commented [u18]:** Your graph should be constructed based on the statistical analysis of ANOVA for factorial design.

**Fig. 3. Available soil nitrogen, phosphorus and Potassium (N, P and K) as influenced by different tillage and organic manures.**

## CONCLUSION

Based on the basis of the present investigation on effect of different tillage and organic inputs on soil properties and yield of cotton on vertisols, it can be deduced concluded that the conventional tillage in combination with the phospho-compost was most-effective in improving the crop yield and nutrient uptake relative to compared to zero tillage and no-manure treatments. The residual fertility of the soil with respect to available soil macronutrients (N, P and K) was enhanced by under reduced tillage along-with and with the application of vermi-compost and phospho-compost. In general, these practices improved the soil nutrient content and fertility status as compared to zero tillage and no-manure treatments, which resulted in lower nutrient levels. Therefore, the combination of reduced tillage with organic inputs viz. farmyard manure (FYM), vermi-compost and phospho-compost proved to be beneficial for enhancing soil nutrient availability, higher yield and promoting sustainable soil health.

**Formatted:** Tab stops: 1", Left + 3.55", Left

**Formatted:** Font: (Default) Times New Roman, 12 pt

**Formatted:** Font: Italic

**Commented [u19]:** What do you suggest based on the present results in this conclusion? Give future line of work

**Formatted:** Font: Bold

## References

- Age, A.B., P.R. Kadu, V.V. Gabhane, S.D.Jadhao, D.V. Mali and S.D. Zodge, 2019. Effect of various conservation practices on yield and nutrient uptake by soybean under soybean-cotton rotation in Vertisols. *International Journal of Chemical Studies*,7(3): 1653-1658.
- Anonymous, 2024. <https://mahacot.org.in/msccgmfl-an-organization/>
- Anonymous, 2024. <http://www.caionline.in>
- Anonymous, 2024. <https://www.ministryoftextiles.gov.in/>
- Benbi, D. K., Biswas, C. R., Bawa, S. S., & Kumar, K. 1998. Influence of farmyard manure, inorganic fertilizers and weed control practices on some soil physical properties in a long-term experiment. *Soil Use and Management*, 14(1): 52-54.
- Bharambe, P.R., A.S. Tajuddin, S. R. Oza and D. K. Shelke, 2002. Effect of irrigation and crop residue management on crop and soil productivity under soybean sorghum cropping system. *Journal of Indian Society of Soil Science*, 50(3): 233-236.
- Dai, J., and H. Dong, 2014. Intensive cotton farming technologies in China: Achievements, challenges and countermeasures. *Field Crops Research*, 155: 99-110.
- Deibert, E.J. and R.A. Utter, 1989. Growth and NPK uptake by soybean cultivars in Northern U.S.A under reduced tillage systems. *Canadian Journal of Plant Science*, 69(4): 1101-1111.
- Gomez, K. A. and A. A. Gomez, 1984. Statistical Procedures for Agricultural Research, John Wiley & Sons, New York. pp 241-266.
- Halemani, H. L., S. S. Hallikeri, S.S. Nooli, R. A. Nandagavi and H. S. Harish Kumar, 2004. Effect of organics on cotton productivity and physico-chemical properties of soil. *Strategies for sustainable cotton production-a global vision*,123-129.
- Hanway, J.J. and H. Heidel, 1952. Soil Analysis Methods, as used in Iowa State. College Soil Testing Laboratory, Iowa, Agriculture, 57: 1-31.
- Hellal, F.A.A., F. Nagumo, and R.M. Zewainy,2013. Influence of phosphocompost application on phosphorus availability and uptake by maize grown in red soil of Ishigaki Island, Japan.

Commented [u20]: Should be italicised. Follow the same in all.

- Hofmeijer, M.A., M. Krauss, A. Berner, J. Peigne, P. Mader and L. Armengot, 2019. Effects of reduced tillage on weed pressure, nitrogen availability and winter wheat yields under organic management. *Agronomy*, 9(4):180.
- Ishaq, M., M. Ibrahim and R. Lal, 2001. Tillage effect on nutrient uptake by wheat and cotton as influenced by fertilizer rate. *Soil and Tillage Research*, 62(1-2): 41-53.
- Jackson, M.L., 1973. Soil Chemical Analysis. Prentice Hall Publication Pvt. Ltd., New Delhi, India.
- Jadhao, S.M., D.V. Mali, J.P. Deshmukh, P.R. Kadu, S.M. Bhoyar, J. Shirankar, N. Kanase, S.N. Ingle, N.M. Konde, 2021. Effect of Tillage and Weed Management Practices on Physico-chemical Properties of Soil and Yield of Soybean in Inceptisols. *International Research Journal of Pure and Applied Chemistry*, 22(12): 29-37.
- Jat, R.A., K.L. Sahrawat and A.H. Kassam (eds) 2017. Conservation Agriculture: Global Prospects and Challenges. *CABI, Wallingford*. 393.
- Liu, E., C. Yan, X. Mei, W. He, S. H. Bing, L. Ding, Q. Liu, S. Liu and T. Fan, 2010. Long-term effect of chemical fertilizer, straw and manure on soil chemical and biological properties in north-west China. *Geoderma*, 158(3-4): 173-80.
- Nawlakhe, S.M. and D.D. Mankar, 2009. Effect of Integrated nutrient management on soil moisture content and soil physio-chemical properties under long-term experiment site in cotton+greengram intercropping. *Journal of Soils and Crops*, 19(2): 287-294.
- Orozco, F.H., Cegarra, J., Trujillo, L.M. and Roig, A., 1996. Vermicomposting of coffee pulp using the earthworm *Eisenia fetida*: effects on C and N contents and the availability of nutrients. *Biology and fertility of soils*, 22:162-166.
- Piper, C.S. 1966. Soil and plant analysis. Asian Reprint, Hans Publication Bombay, India.
- Rannavare, P.K., S.M. Nolakhe and P.S., Solanke, 2006. Influence of organics, inorganics on production of desi cotton (*Gossypium arborium* L). *Journal of Indian Society of Cotton Improvement*, 12:156-159.
- Saleem, M.F., A. Ghaffar, M.H.U. Rahman, M. Imran, R. Iqbal, W. Soufan, S. Danish, R. Datta, K. Rajendran and A. El Sabagh, 2022. Effect of short-term zero tillage and legume intercrops on soil quality, agronomic and physiological aspects of cotton under arid climate. *Land*, 11(2): 289.
- Shankar Lal Golada, G.L. Sharma, Arvind Verma and H. K. Jain, 2012. Effect of FYM, Nitrogen and Azospirillum on Yield, Economics and Soil Nutrient Status of Forage Pearl Millet. *Madras Agricultural Journal*, 99 (4-6): 308-310.

Solunke, P.S. and S.U. Fatak, 2011. Influence of organic and inorganic sources of nutrients on production of desi cotton under different plant protection measures. *Journal of Cotton Research and Development*, 25(1): 42-45.

Subbiah, B. V. and G. L. Asija, 1956. A rapid procedure for the estimation of available nitrogen in soils. *Current Science*, 25: 259-260.

Watanabe, F.S. and S.R. Olsen, 1965. Test of an ascorbic acid method for determining phosphorus in water and sodium bicarbonate extracts of soils. *Soil Science Society of American Journal*, 29(6): 677-678.

UNDER PEER REVIEW