

Original Research Article

Effect of Potassium and Gibberellic acid on some growth parameters and yield of okra

ABSTRACT

The experiment was conducted at the Horticulture Farm of Sher-e-Bangla Agricultural University, Dhaka during April to August 2015. BARI Dherosh-1 was used in this experiment. The experiment consisted of two factors viz., Potassium fertilizer as K0: 0 kg K₂O/ha (control) , K1: 60 kg K₂O/ha, K2: 90 kg K₂O/ha and K3: 120 kg K₂O/ha; and Gibberellic acid (3 levels) as G0: 0 ppm GA₃ (control) G1: 60 ppm GA₃, G2: 90 ppm GA₃ respectively. The experiment was laid out in Randomized Complete Block Design with three replications. All the parameters were significantly influenced by different levels of potassium and gibberellic acid. Due to the effect of potassium, the highest yield (19.04 t/ha) was observed from K3 and the lowest yield (12.11 t/ha) from K0. In case of Gibberellic acid, the highest yield (17.08t/ha) was found from G2 and the lowest yield (16.01 t/ha) from G0. From growth, yield and economic point of view, it is apparent that the application of 120 kg K₂O/ha with 90 ppm GA₃ was the best for growth and yield of okra.

Key words: Okra, Potassium, Gibberellic acid, Growth, Yield

INTRODUCTION

Okra, often referred to as "Dherosh" or "Bhindi" in the local dialect, is a crop belonging to the Malvaceae family (*Abelmoschus esculentus* L.). It is a vegetable crop that is grown annually in tropical and subtropical regions of the globe. It is a vegetable that is used in many parts of the world, particularly in underdeveloped nations,[1]. Okra is prized in particular for its delicate, tasty, and vitamin- and mineral-rich edible pods. Okra's delicate green pods have 2.2% protein, 0.2% fat, 9.7% carbohydrates, 1.0% fiber, and 0.8% ash[2]. One of Bangladesh's principal summer crops is okra. An estimated 30118.73 acres are used for okra farming in Bangladesh, producing roughly 70242.27 tons of green pods annually [3]. Gibberellic acid and potassium have a significant impact on okra production. These two nutrients can boost production. Gibberellic acid significantly affects the development of pods and plant height. Auxins, gibberellins, and cytokinins are examples of plant growth regulators that are employed in agriculture to improve growth and yield responses, which in turn increase agricultural productivity[4,5]. Plant responses ranging from germination of seeds to senescence are mediated by gibberellins (GAs)[6].Gibberellic acid (GA₃) is the most generally available substance; it promotes fruit setting and growth, germination of seeds, elongation of stems and internodes, and the creation of enzymes during germination[7,8,6].Okra growth and yield were regulated by

potassium levels. The activation of several metabolic processes, such as protein synthesis, photosynthesis, and enzyme activation, as well as the development of disease and pest resistance, depend on potassium, an essential macronutrient for plant growth [9]. The present study carried out to determine the optimum level of gibberellic acid and potassium on growth and yield of okra on growth and yield of okra.

MATERIALS AND METHODS

Experimental site

The experiment was carried out at the Horticulture Farm of Sher-e-Bangla Agricultural University (SAU), Dhaka, during the period from April to August 2015.

Planting materials

BARI Dherosh-1 was used as a planting material in this experiment

Treatment of the experiment

The experiment consisted of two factors:

Factor A: Potassium fertilizer (4 levels) as

- i. K0: 0 kg K₂O/ha (control)
- ii. K1: 60 kg K₂O/ha
- iii. K2: 90 kg K₂O/ha
- iv. K3: 120 kg K₂O/ha

Factor B: Gibberellic acid (3 levels) as

- i. G0: 0 ppm GA₃ (control)
- ii. G1: 60 ppm GA₃
- iii. G2: 90 ppm GA₃

There were 12 (4 × 3) treatments combination such as K0G0, K0G1, K0G2, K1G0, K1G1, K1G2, K2G0, K2G1, K2G2, K3G0, K3G1, K3G2,

Design and layout of the experiment

The two factors experiment was laid out in Randomized Complete Block Design (RCBD) with three replications. The total area of the experimental plot was 175.56 m² with length 20.9 m and width 8.4 m. The total area was divided into three equal blocks. Each block was divided into 12 plots where 12 treatments combination were allotted at random. There were 36 unit plots

altogether in the experiment. The size of the each plot was 1.8×1.2 m. The distance maintained between two blocks and two plots were .75m and 0.5 m, respectively

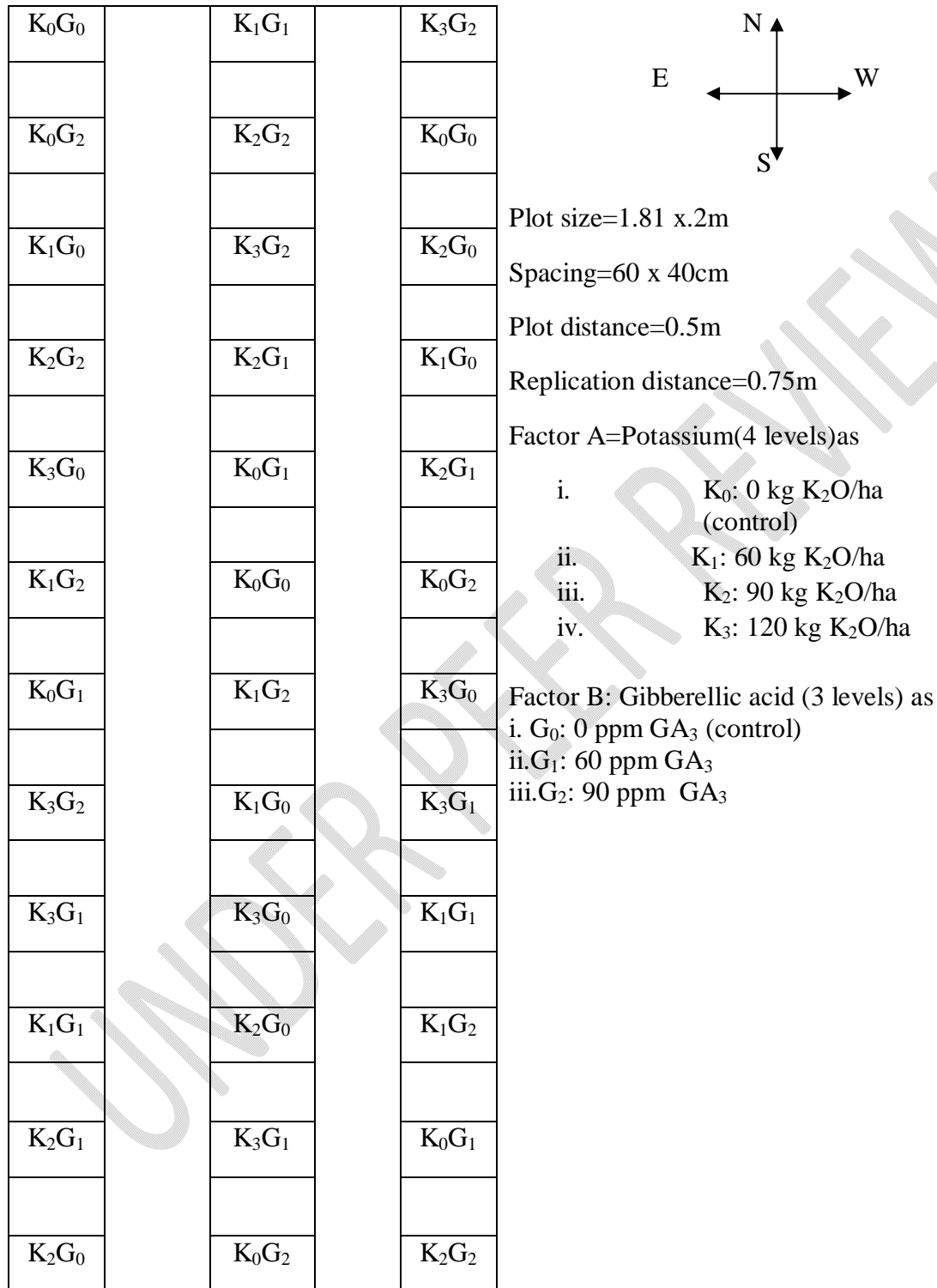


Figure 1. Field layout of the experimental plot

Application of manure and fertilizers

Table 1. Dose and method of application of fertilizers in okra field (Fertilizer Recommendation Guide, BARC, 2012)

Manures and Fertilizers	Dose/ha	Application (%)		
		25 DAS	40 DAS	55 DAS
Cowdung	10 tons (basal)	-	-	-
Nitrogen (as urea)	150 kg	33.33	33.33	33.33
P ₂ O ₅ (as TSP)	100 kg (basal)	-	-	-
K ₂ O (as MP)	As per treatment			

Seeds sowing

The okra seeds were sown in the main field at 25 April in 2015. Seeds were treated with Bavistin @ 2ml/L of water before sowing the seeds to control the seed borne diseases. The seeds were sown in rows having a depth of 2-3 cm with maintaining distance from 40 cm and 60 cm from plant to plant and row to row, respectively.

Data collection

Data were collected on following parameters

- 1 Plant height
- 2 Number of leaves per plant
- 3 Number of branches per plant
- 4 Days required for flowering
- 5 Number of flower buds per plant
- 6 Number of pods per plant
- 7 Yield per hectare

Statistical analysis

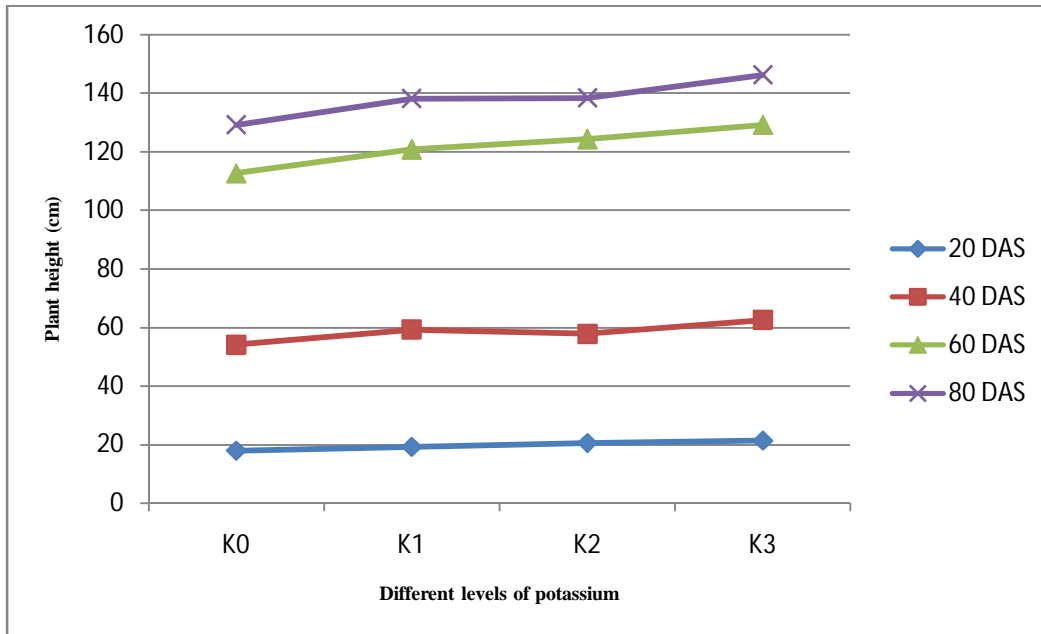
The data obtained for different characters were statistically analyzed by using MSTAT-C software to find out the significance of the difference for potassium and gibberellic acid on growth and yield of okra. The mean values of all the recorded characters were evaluated and analysis of variance was performed by the 'F' (variance ratio) test. The significance of the difference among the means of treatment combinations was estimated by Duncan's Multiple Range Test (DMRT) at 5% level of probability [10].

RESULT AND DISCUSSION

Plant height

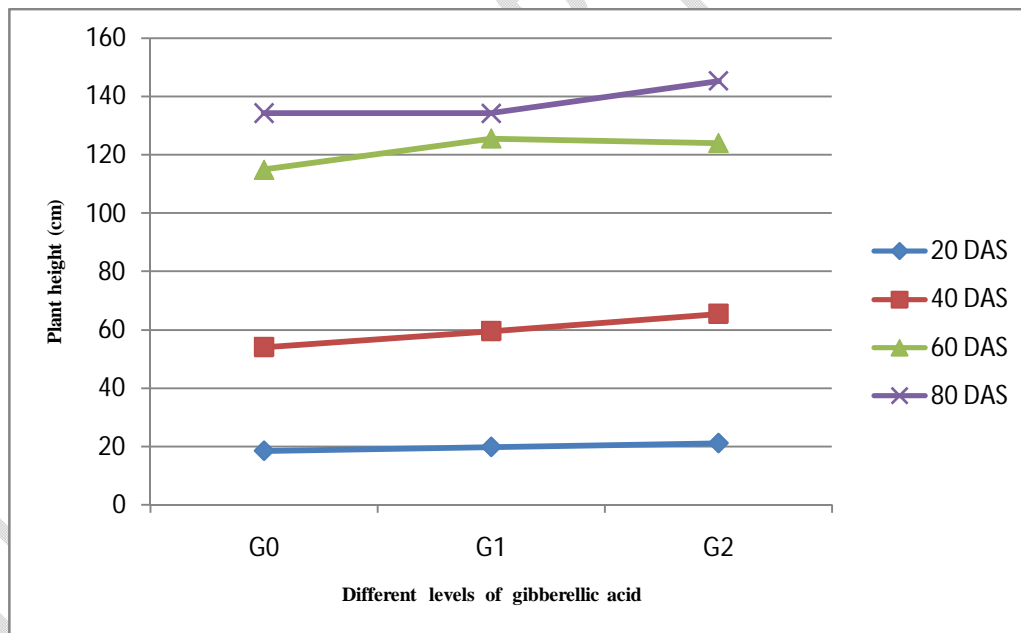
Plant height of okra varied significantly due to application of different levels of potassium at 20, 40, 60 and 80 DAS (Figure 2). Bhai and Singh stated that K application significantly increased the plant height[11]. At 20, 40, 60 and 80 DAS the tallest plant (21.4, 62.58, 129.2 and 146.2 cm) was recorded from K₃ (120 kg K/ha), whereas the shortest plant (18.04, 54.2, 112.7 and 129.2 cm) was obtained from K₀ (0 kg K/ha i.e. control condition). It was revealed that with the increase of potassium plant height increased up to a certain level. Potassium ensured favorable condition for the growth of okra plant with optimum vegetative growth and the ultimate results was tallest plant.

Different levels of gibberellic acid showed significant variation on plant height of okra at 20, 40, 60 and 80 DAS (Figure 3). Singh reported that GA₃ increased plant height of okra[12]. At 20, 40, 60 and 80 DAS the tallest plant (21.11, 62.02, 65.4 and 145.30 cm) was observed from G₂ (90ppm), and the shortest plant (18.57, 54.05, 114.90 and 134.40 cm) was observed from G₀.



(K₀: 0 kg K₂O/ha (control), K₁: 60 kg K₂O/ha, K₂: 90 kg K₂O/ha, K₃: 120 kg K₂O/ha)

Figure 2: Effect of different levels of potassium on plant height of okra.



(G₀:0ppm GA₃, G₁: 60ppm GA₃, G₂:90ppm GA₃)

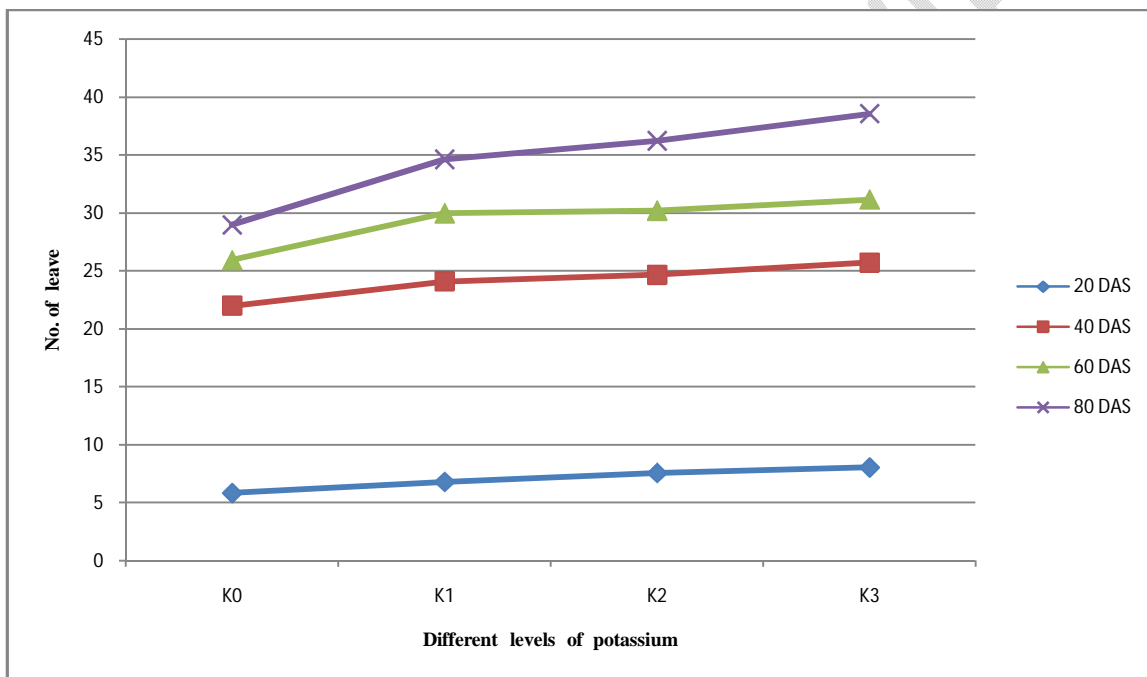
Figure 3: Effect of different levels of gibberellic acid on plant height of okra.

Number of leaves per plant

Significant variation was recorded for number of leaves per plant for different levels of potassium at 20, 40, 60 and 80 DAS of okra under the present trial (Figure 4). Rain and Lal stated

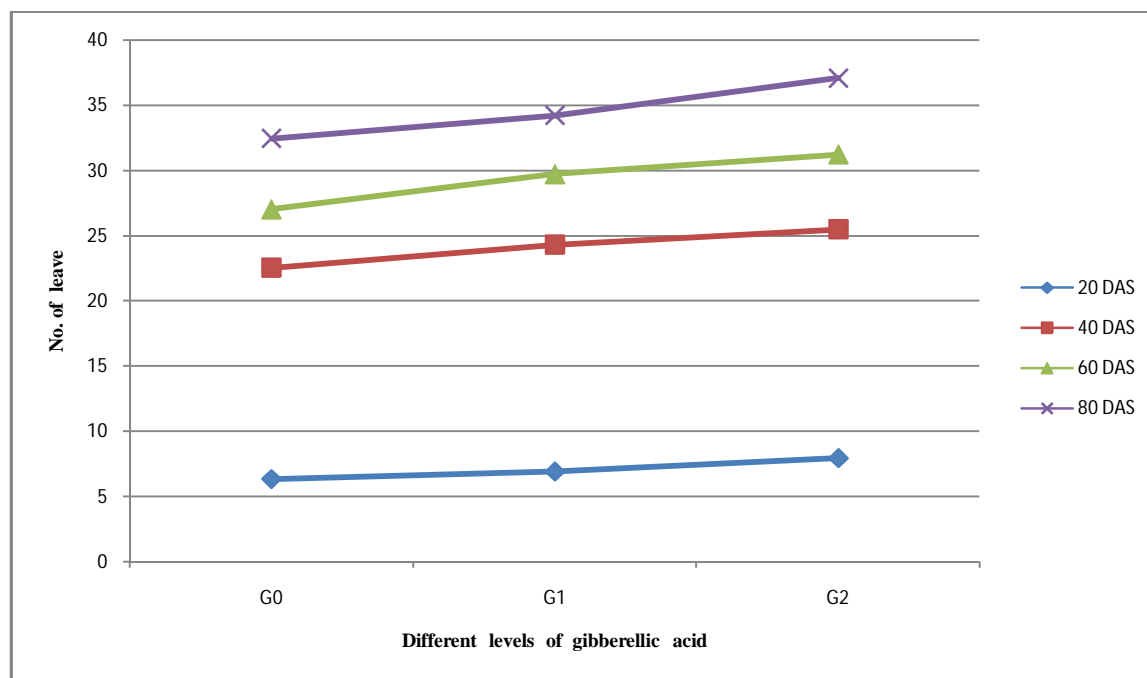
that okra showed superior performance during potassium fertilizer application with respect to number of leaves [13]. At 20, 40, 60 and 80 DAS the maximum number of leaves per plant (8.056, 25.72, 38.56 and 31.18) was recorded from K_3 while whereas the minimum number (5.867, 22.01, 28.99 and 25.57) from K_0 .

Due to application of different levels of gibberellic acid showed significant differences on number of leaves at 20, 40, 60 and 80 DAS (Figure 5). Abdul reported that GA_3 increased leaf number [14]. At 20, 40, 60 and 80 DAS the maximum number of leaves per plant (7.958, 25.51, 31.25 and 37.1) was observed in G_2 , while the minimum number of leaves per plant (6.367, 22.55, 27.04 and 32.47) was recorded from G_0 at the same days of observations.



(K_0 : 0 kg K_2O /ha (control), K_1 : 60 kg K_2O /ha, K_2 : 90 kg K_2O /ha, K_3 : 120 kg K_2O /ha)

Figure 4: Effect of different levels of potassium on number of leaves of okra.



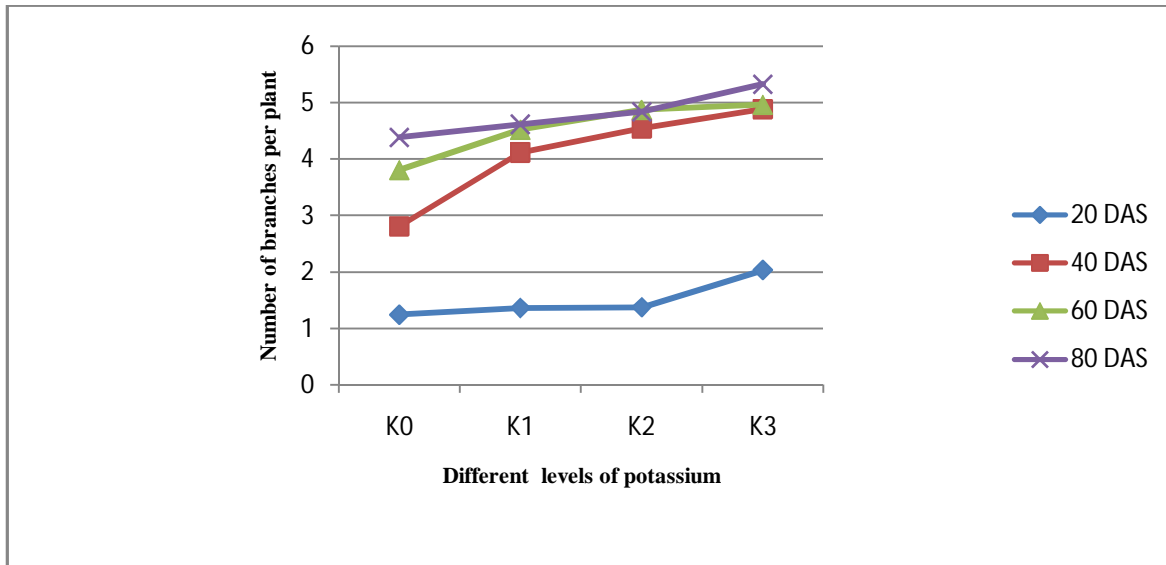
(G₀:0ppm GA₃, G₁:60ppm GA₃, G₂:90ppm GA₃)

Figure 5: Effect of different levels of gibberellic acid on number of leave of okra.

Number of branches per plant

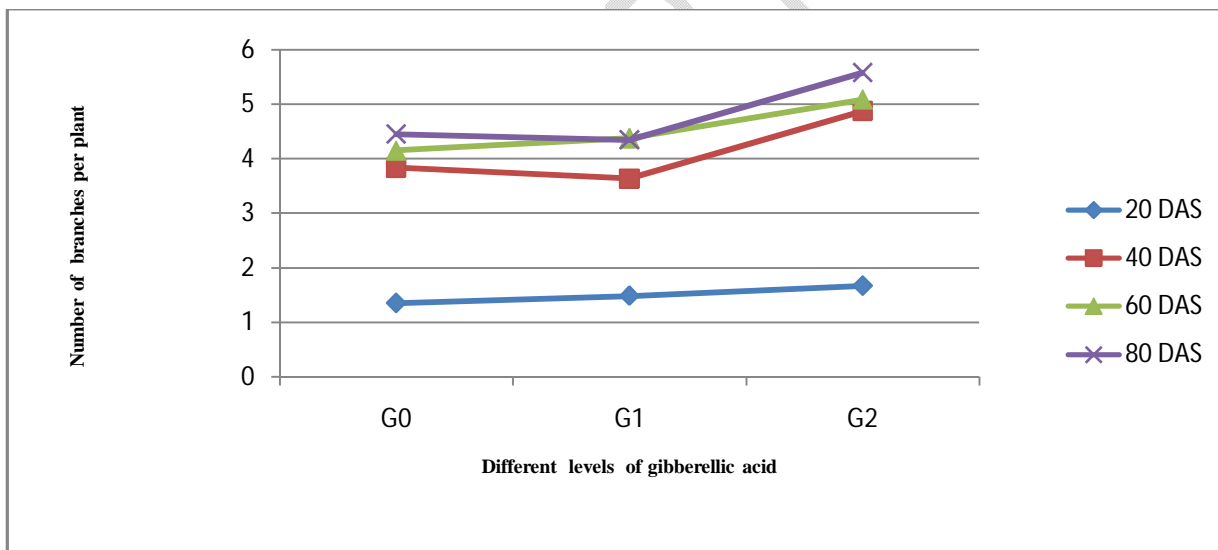
Number of branches per plant showed significant variation due to application of different levels of potassium at 20, 40, 60 and 80 DAS of okra under the present trial (Figure 6). At 20, 40, 60 and 80 DAS the maximum number of branches per plant (2.033, 4.889, 4.967 and 5.333) was recorded from K₃ which was closely followed (1.378, 4.544, 4.878 and 4.844) by K₂, whereas the minimum number of branches per plant (1.248, 2.811, 3.811 and 4.389) from K₀.

A significant variation was recorded on number of branches per plant of okra at 20, 40, 60 and 80 DAS due to effect of different levels of gibberellic acid (Figure 7). Singh and Singh stated that maximum number of branches per plant obtained 10-30 ppm GA₃[15]. At 20, 40, 60 and 80 DAS the maximum number of branches per plant (1.673, 4.88, 5.092 and 5.583) was observed in G₂, which was closely followed (1.488, 3.84, 4.158 and 4.458) by G₁ and the minimum number of branches per plant (1.357, 3.84, 4.158 and 4.458) was recorded from G₀.



(K₀: 0 kg K₂O/ha (control), K₁: 60 kg K₂O/ha, K₂: 90 kg K₂O/ha, K₃: 120 kg K₂O/ha)

Figure 6: Effect of different levels of potassium on number of branches per plant of okra.



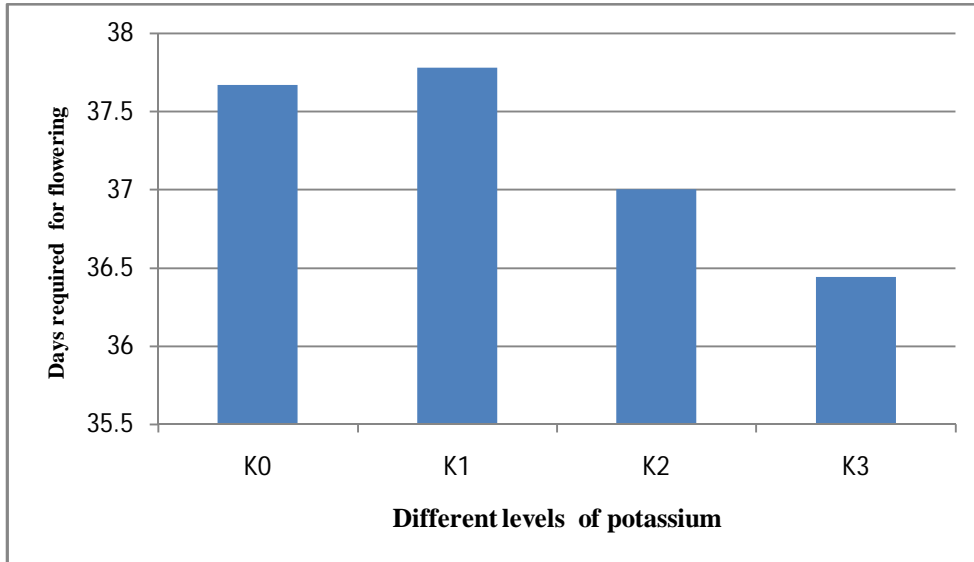
(G₀:0ppm, GA₃, G₁:60ppm GA₃, G₂: 90ppm GA₃)

Figure 7: Effect of different levels of gibberellic acid on number of branches per plant of okra.

Days required for flowering

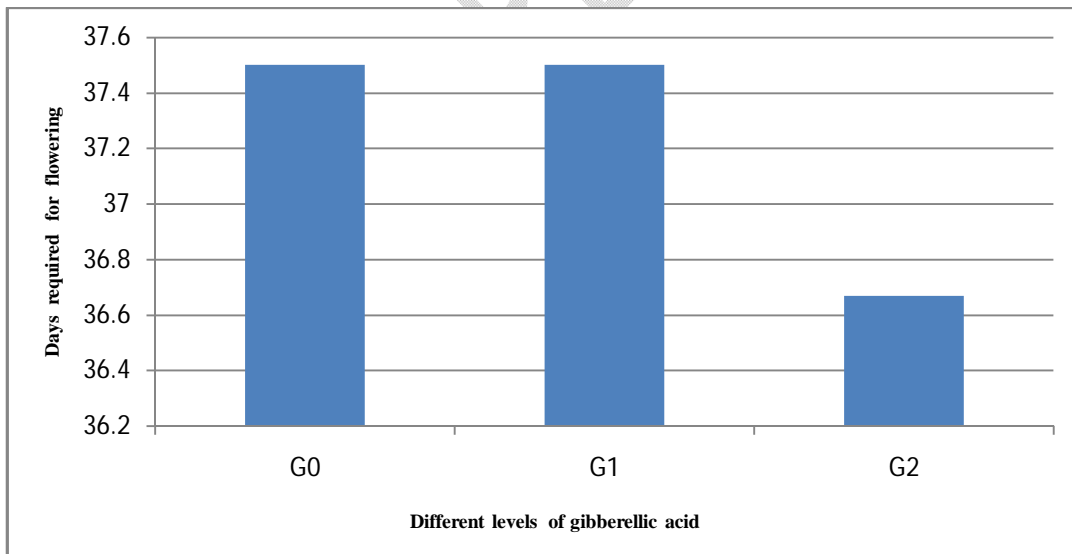
Days required for flowering varied significantly due to response of different levels of potassium (Figure 8). The minimum (36.44) days required for flowering was recorded from K₃, whereas the maximum (37.78) days was from K₁, which was statistically similar (37.67) to K₀.

Application of different levels of gibberellic acid showed significant variation on days required for flowering of okra (Figure 9). Singh stated that GA increased advanced flowering by 3.33 days [16]. The minimum (36.67) days for flowering was found from G₂. On the other hand, the maximum (37.5) days was obtained from G₀, which was statistically identical to (37.5 days) by G₁.



(K₁: 60 kg K₂O/ha, K₂: 90 kg K₂O/ha, K₃: 120 kg K₂O/ha)

Figure 8: Effect of different levels of potassium on days of flowering of okra.



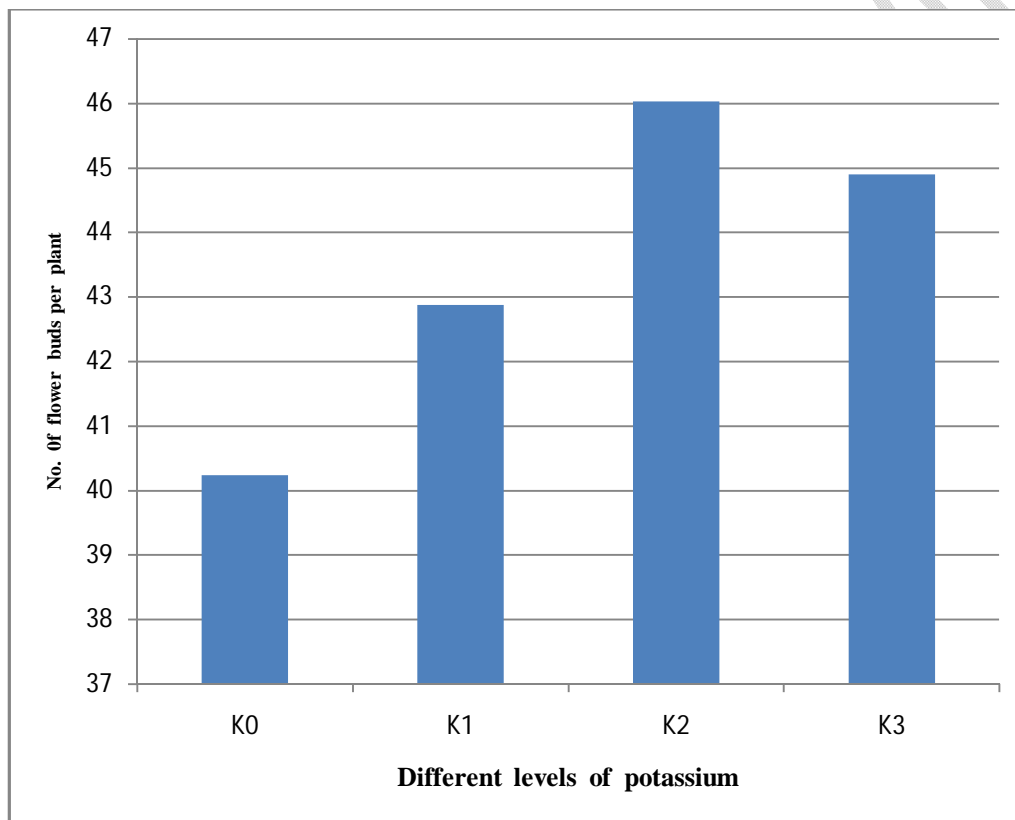
(G₀:0ppm GA₃, G₁:60ppm GA₃, G₂:90ppm GA₃)

Figure 9: Effect of different levels of gibberellic acid on days of flowering of okra.

Number of flower buds per plant

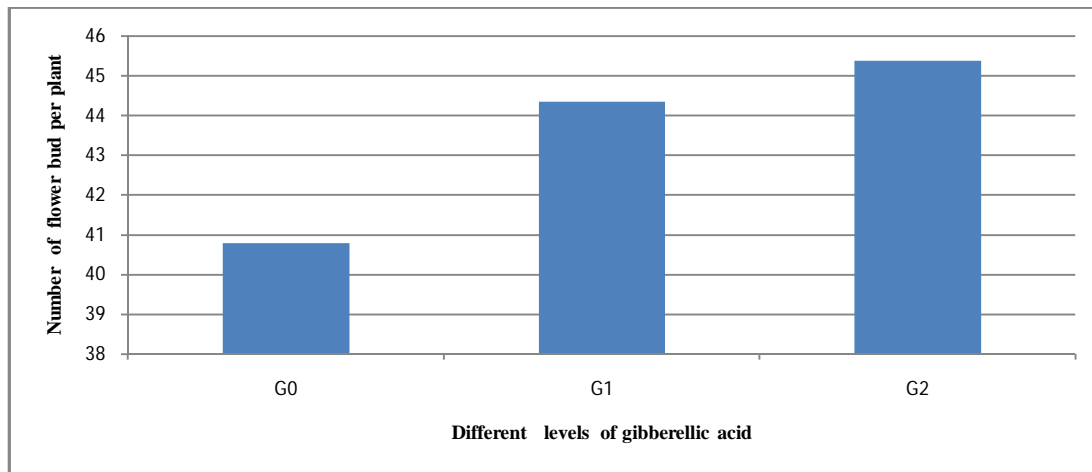
Significant variation was found due to application of different levels of potassium on number of flower buds per plant (Figure 10). The maximum number of flower buds per plant (46.03) was counted from K_2 which was statistically similar and with K_3 (44.90), whereas the minimum (40.23) was obtained from K_0 .

Due to application of different levels of gibberellic acid number of flower buds per plant varied significantly (Figure 11). The maximum number of flower buds per plant (45.38) was observed in G_2 , which was statistically similar (44.35) to G_1 and the minimum (40.79) was recorded from G_0 .



K_0 : 0 kg K_2O /ha (control), K_1 : 60 kg K_2O /ha, K_2 : 90 kg K_2O /ha, K_3 : 120 kg K_2O /ha)

Figure 10: Effect of different levels of potassium on number of flower buds per plant of okra.



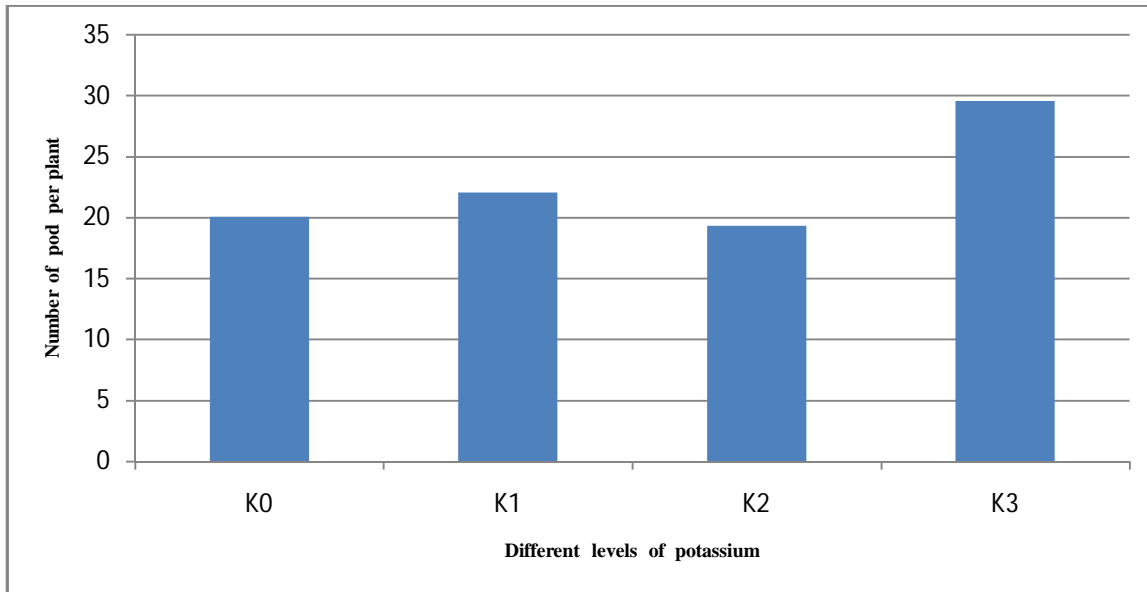
(G₀:0ppm GA₃, G₁:60ppm GA₃, G₂:90ppm GA₃)

Figure 11: Effect of different levels of gibberellic acid on number of flower buds per plant of okra.

Number of pods per plant

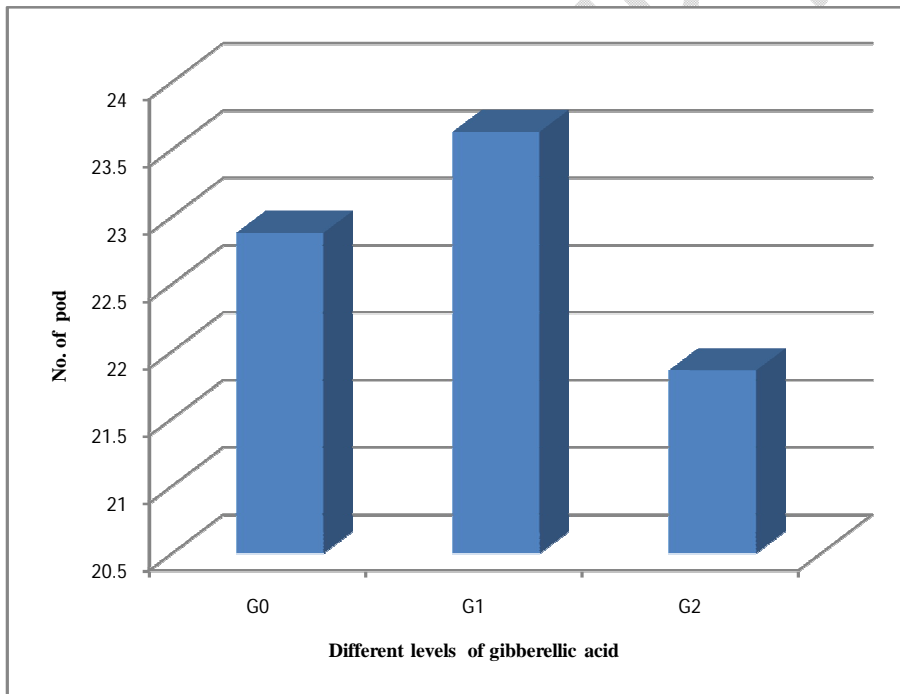
Number of pods per plant of okra varied significantly due to response of different levels of potassium (Figure 12). Misra and Pandey reported that K significantly increased the number of fruits/plant. The maximum number of pods per plant (29.54) was observed in K₃ and the minimum (20.06) was counted from K₀ [17].

Different levels of gibberellic acid showed significant variation on number of pods per plant of okra (Figure 13). Singh reported that GA₃ increase pod yield by 30% [16]. The maximum number of pods per plant (22.88) was found from G₂, which was statistically identical (23.63) with G₁, whereas the minimum (21.68) was observed from G₀.



(K₁: 60 kg K₂O/ha, K₂: 90 kg K₂O/ha, K₃: 120 kg K₂O/ha)

Figure12: Effect of different levels of potassium on number of pod per plant of okra.



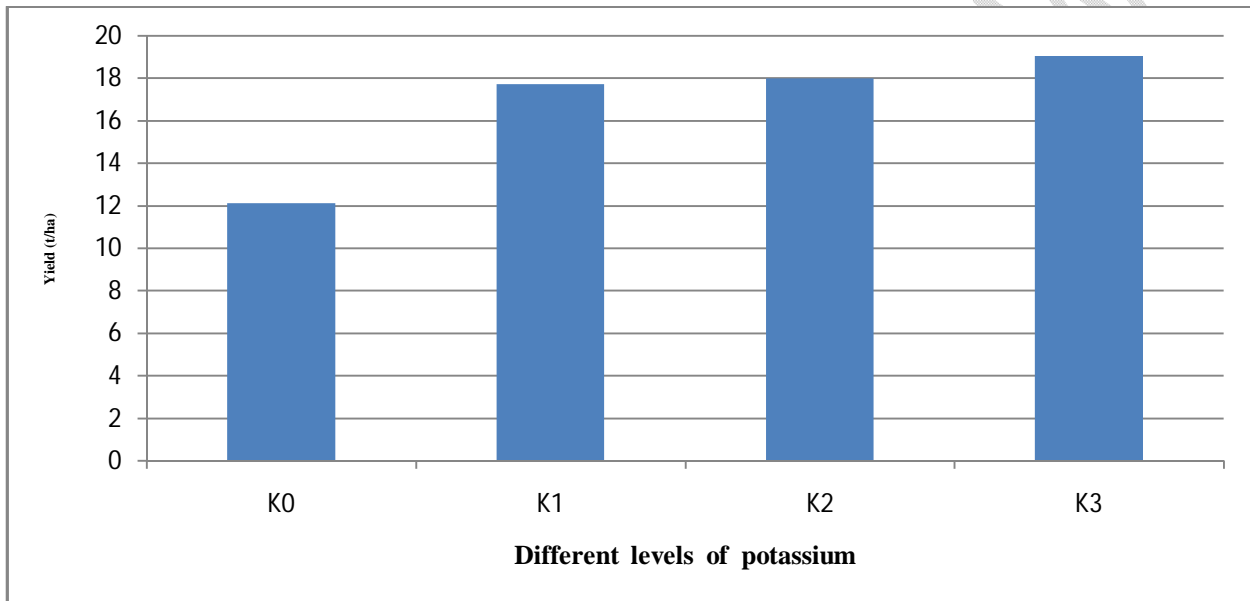
(G₀:0ppm GA₃, G₁:60ppm GA₃, G₂:90ppm GA₃)

Figure 13: Effect of different levels of gibberellic acid on number of pod per plant of okra

Yield per hectare

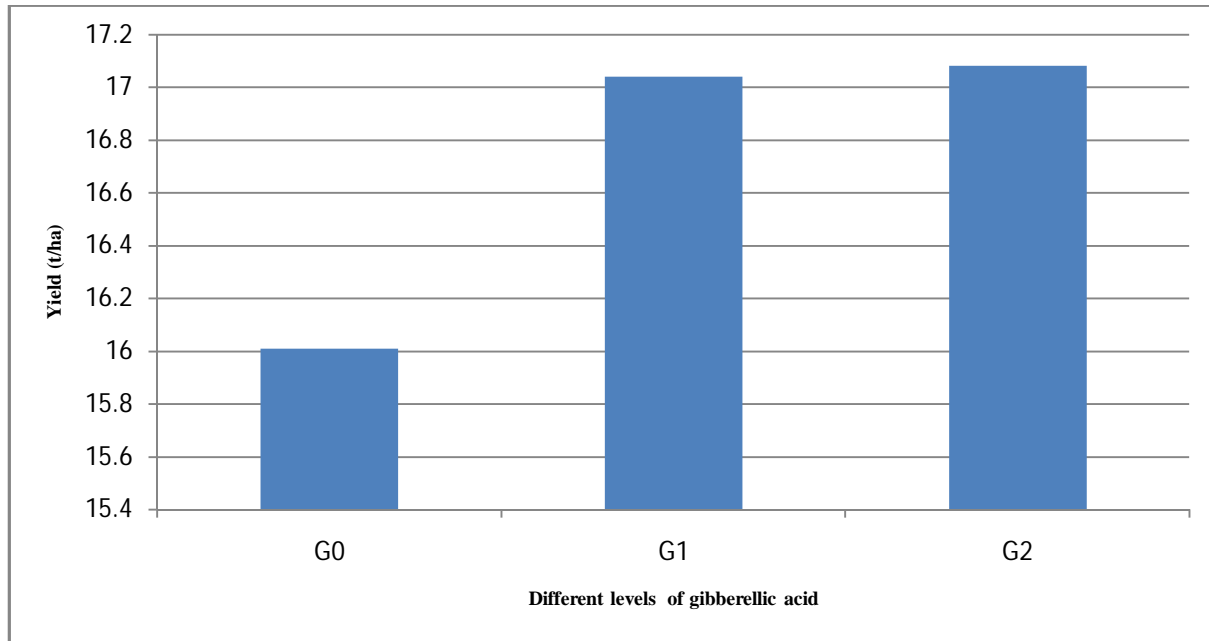
Statistically significant variation was recorded on yield/hectare (ton) of okra due to the application of different levels of potassium under the present trial (Figure 14). The highest yield per hectare (19.04) was recorded from K3, while the lowest yield per hectare (12.11) from K0.

Different levels of gibberellic acid showed significant variation on yield per hectare of okra (Figure 15). The highest yield per hectare (17.08) was observed in G2. On the other hand, the lowest yield per hectare (16.01) was found from G0.



(K₀: 0 kg K₂O/ha (control), K₁: 60 kg K₂O/ha, K₂: 90 kg K₂O/ha, K₃: 120 kg K₂O/ha)

Figure 14: Effect of different levels of potassium on yield of okra.



(G₀:0ppm GA₃, G₁:60ppm GA₃, G₂:90ppm GA₃).

Figure 15: Effect of different levels of gibberellic acid on yield of okra.

Conclusion

It was discovered that plant growth development enhanced up to a certain point in response to increases in potassium and gibberellic acid. Reducing the potassium and gibberellic acid, the opposite happens. From the results and discussion, it is found that, the crop yield also depends on the slight increase in the amount of potassium and gibberellic acid.

[**DISCLAIMER:** (ARTIFICIAL INTELLIGENCE) Author(s) hereby declare that NO generative AI technologies such as Large Language Models (ChatGPT, COPILOT, etc) and text-to-image generators have been used during writing or editing of manuscripts].

Disclaimer (Artificial intelligence)

Option 1:

Author(s) hereby declare that NO generative AI technologies such as Large Language Models (ChatGPT, COPILOT, etc) and text-to-image generators have been used during writing or editing of manuscripts.

Option 2:

Author(s) hereby declare that generative AI technologies such as Large Language Models, etc have been used during writing or editing of manuscripts. This explanation will include the name, version, model, and source of the generative AI technology and as well as all input prompts provided to the generative AI technology

Details of the AI usage are given below:

1.

2.

3.

[Option 1:

We hereby declare that NO generative AI technologies such as Large Language Models (ChatGPT, COPILOT, etc) and text-to-image generators have been used during writing or editing of manuscripts.]

References

1. Tamura, J. and Minamide, T. (1984). Harvesting..maturity, handling, and storage of Okra pods. Bulletin of the University of Osaka Prefecture. Series B. 36:87-97.
2. Purselove, J. W. (1987). Tropical crops dicotyledons. Longman Singapore publishers (Ptv.) Ltd. pp. 369.
3. BBS (Bangladesh Bureau of Statistic). (2021-22). statistical year book of Bangladesh. statistics division, ministry of planning, Dhaka, Bangladesh
4. Briant, R. E. (1974). An analysis of the effects of Gibberellic acid on tomato leaf growth. J. Exp. Bot. 25:764-771.
5. Srivastava, V. K. and Sachan, S. S. P. (1971). Effect of indole acetic acid and gibberellic acid on growth and yield of okra. Indian. J. Hort. 28(3):237-239.
6. Davies, P. J. (1995). Foliar feeding with Gibberellic acid (GA₃): A strategy for enhanced growth and yield of Okra (*Abelmoschus esculentus* L. Moench.). *Afr. J. Agric. Res.* **8**:3299-3302.

7. Dijkstra, P. and Kuiper, P. J. C. (1989). Effects of exogenously applied growth regulators on shoot growth of inbred lines of *Plantago major* differing in relative growth rate: Differential response to gibberellic acid and (2-chloroethyl) trimethyl-ammonium chloride. *Physiol. Plant.* **77**:512-518.
8. Ross, J. J., James, B. R., Noel, W. D. and Ian, C. M. (1990). Murfet. I.C.: Internode length in *Lathyrus odoratus*: The involvement of gibberellins. *Physiol. Plant.* **79**: 448-452.
9. Rehm, G. and Schmitt, M. (2002). Potassium for crop production. Retrieved February 2, 2011, from Regents of the university of Minnesota. website: <http://www.extension.umn.edu/distribution/cropsystems/dc6794.html>.
10. Gomez, K. A. and Gomez, A. A. (1984). Statistical Procedure for Agricultural Research (2nd edn.). Int. Rice Res. Inst., A Willey Int. Sci. **3**: 28-192.
11. Bhai, K. L. and Singh, A. K. (1998). Effect of different levels of phosphorus, gibberellic acid and picking on seed production of okra. *Veg. Sci.* **24**(1):4-6.
12. Singh, D. K., Jain, S. K. and Lal, G. (1999). Response of plant bio-regulators and foliar feeding of urea on seed yield of okra cv. Pusa Sawani during spring-summer season. *Sci. Hort.* **6**:121-124.
13. Rain, K. M. and Lal, M. L. (1999). Effect of four fertilizer level on the growth and development of okra cultivars (Prabhani Kranti, Anamika and Pusa Sawami). *Haryana J. Hort. Sci.* **109**:7-14.
14. Abdul, K. S., Arif, L. H. A. and Yadgar, M. F. (1985). Effect of some growth regulators on the growth and yield of okra. *Iraqi J. Agril. Sci.* **3**(3):95-104.
15. Singh, R. K. and Singh, K. P. (1977). Effect of seed treatment with plant growth substance on germination, vegetative growth and yield of okra. *Proceedings of the Bihar. Aca. Agric. Sci.* **25**(2):24-27.
16. Singh, P. V., Jitendra, K. and Kumar, J. (1998). Effect of gibberellic acid as a presowing seed treatment and different levels of nitrogen on germination, growth, flowering and yield of okra. *Indian J. Agric. Res.* **32**(1):31-36.
17. Mishra, H. P. and Pandey, R. G. (1987). Effect of nitrogen and potassium on the seed production of okra (*Abelmoschus esculentus* L. Mill) in calcareous soil. *Indian J. Agron.* **32**(4):425-427.