

# **Microbial Ecology of Denitrification Process and Its Application in Wastewater: Treatment, Challenges and Opportunities**

## **ABSTRACT**

Denitrification is a crucial microbial process in the nitrogen cycle, transforming nitrate ( $\text{NO}_3^-$ ) into nitrogen gas ( $\text{N}_2$ ), thereby mitigating nitrogen pollution in aquatic ecosystems. This microbial activity plays a vital role in wastewater treatment by removing excess nitrogen, which contributes to eutrophication and water contamination. The denitrification process involves various microbial communities, including bacteria such as *Pseudomonas*, *Paracoccus*, and *Bacillus*, which operate under anoxic conditions to achieve nitrogen reduction, an optimizing denitrification in wastewater treatment presents several challenges, such as maintaining ideal environmental conditions (e.g., carbon availability, oxygen levels, pH) and overcoming issues related to incomplete denitrification, which can lead to the production of harmful intermediates like nitrous oxide ( $\text{N}_2\text{O}$ ). Despite these hurdles, recent advancements in microbial ecology, such as the use of biofilms, bioreactors, and genetic engineering, offer promising opportunities to enhance denitrification efficiency. This review explores the microbial ecology of the denitrification process, its application in wastewater treatment, and the challenges and opportunities associated with its practical implementation in reducing nitrogen pollution.

*Keywords: Denitrification; microbial ecology; wastewater; biofilms; wastewater influent; nitrifiers; phylogenetics; autoradiography; PCR (Polymerase chain reaction).*

## **1. INTRODUCTION**

Nitrogen is a critical element for all living organisms, playing a fundamental role in biological processes. However, an excess of nitrogen, particularly in the form of nitrates, can cause significant environmental and health problems. Elevated nitrate levels in both terrestrial and aquatic ecosystems pose risks, especially when they contaminate groundwater, which serves as a drinking water source. High concentrations of nitrates are linked to various health issues, including gastric cancer, methemoglobinemia (commonly known as "*blue baby syndrome*"), goiter, hypertension, and birth defects. The primary pathway for nitrate exposure in humans is through drinking

contaminated groundwater, which makes addressing nitrate pollution in water systems a pressing concern.

Given the detrimental effects of nitrate pollution, the removal of nitrates from water resources is essential for safeguarding environmental and public health. Several nitrate removal technologies have been developed, such as reverse osmosis (RO), ion exchange, air stripping, nitrification, breakpoint chlorination, and microbial denitrification. Among these, microbial denitrification stands out as a cost-effective, sustainable, and scalable solution for nitrate removal. Biological denitrification is a process where specific bacteria reduce nitrate to nitrogen gas through a series of enzymatic

reactions, making it an economically viable option for nitrogen removal on a large scale. In microbial denitrification, bacteria use nitrate as an alternative electron acceptor in respiration when oxygen is unavailable, converting nitrate into nitrogen gas. This process requires a carbon source to act as an electron donor, and a wide variety of carbon substrates—ranging from methanol, ethanol, and acetic acid to natural materials like straw and bark—can be used. The choice of carbon source can greatly influence the efficiency of the denitrification process, and there is ongoing research to identify cost-effective, readily available carbon sources.

Denitrification is primarily carried out by facultative anaerobic bacteria that thrive in oxygen-depleted environments and use nitrates in place of oxygen for respiration. Most denitrifying bacteria are heterotrophic, requiring organic carbon as a substrate. Commonly used carbon sources in denitrification processes include methanol, ethanol, and acetate, though research continues to explore more sustainable and affordable alternatives. This paper aims to review the microbial denitrification process, highlighting the role of microbial communities in nitrate reduction, and discusses molecular techniques that have been developed to enhance the efficiency of microbial denitrification in wastewater treatment. Both phosphorus and nitrogen are essential for the growth of microorganisms, plants, and animals, and are often referred to as bio-stimulants or nutrients. Trace elements like iron are also necessary for biological growth, but nitrogen and phosphorus are the primary nutrients needed for these processes. Nitrogen, in particular, is a critical building block for proteins, making it essential for all living organisms. However, excessive nitrogen in wastewater can lead to harmful environmental effects, such as the uncontrolled growth of algae in water bodies. This makes nitrogen removal

from wastewater before discharge crucial to prevent eutrophication and other environmental issues.

Nitrogen is present in various wastewater streams, including industrial effluents, municipal sewage, and stormwater runoff from both agricultural and urban areas. However, stormwater is highly variable in flow and has diffuse sources, making it more challenging to treat. Common nitrogen sources include sodium nitrate, animal and plant-derived nitrogen compounds, and atmospheric nitrogen. Nitrogen has complex chemistry due to its ability to exist in multiple oxidation states, and these different forms can significantly impact environmental processes. In the atmosphere, nitrogen compounds exist in various oxidation states, and their transformations can pose environmental challenges. The nitrogen cycle, which encompasses both biological and chemical processes, governs the transformation of nitrogen compounds in the environment. Organisms play a vital role in converting nitrogen from one form to another, with the transformations between these states typically illustrated in the “Nitrogen Cycle.”

Nitrate, a key nitrogen compound, acts as a fertilizer for plants when present in the environment. However, excessive nitrate can leach into groundwater as soil loses its capacity to hold nitrate. This can lead to elevated nitrate concentrations in drinking water sources, which pose risks to human health. Under anaerobic conditions, nitrate is reduced to nitrogen gas through a microbial process called denitrification, helping to mitigate nitrogen pollution by removing it from the water system.

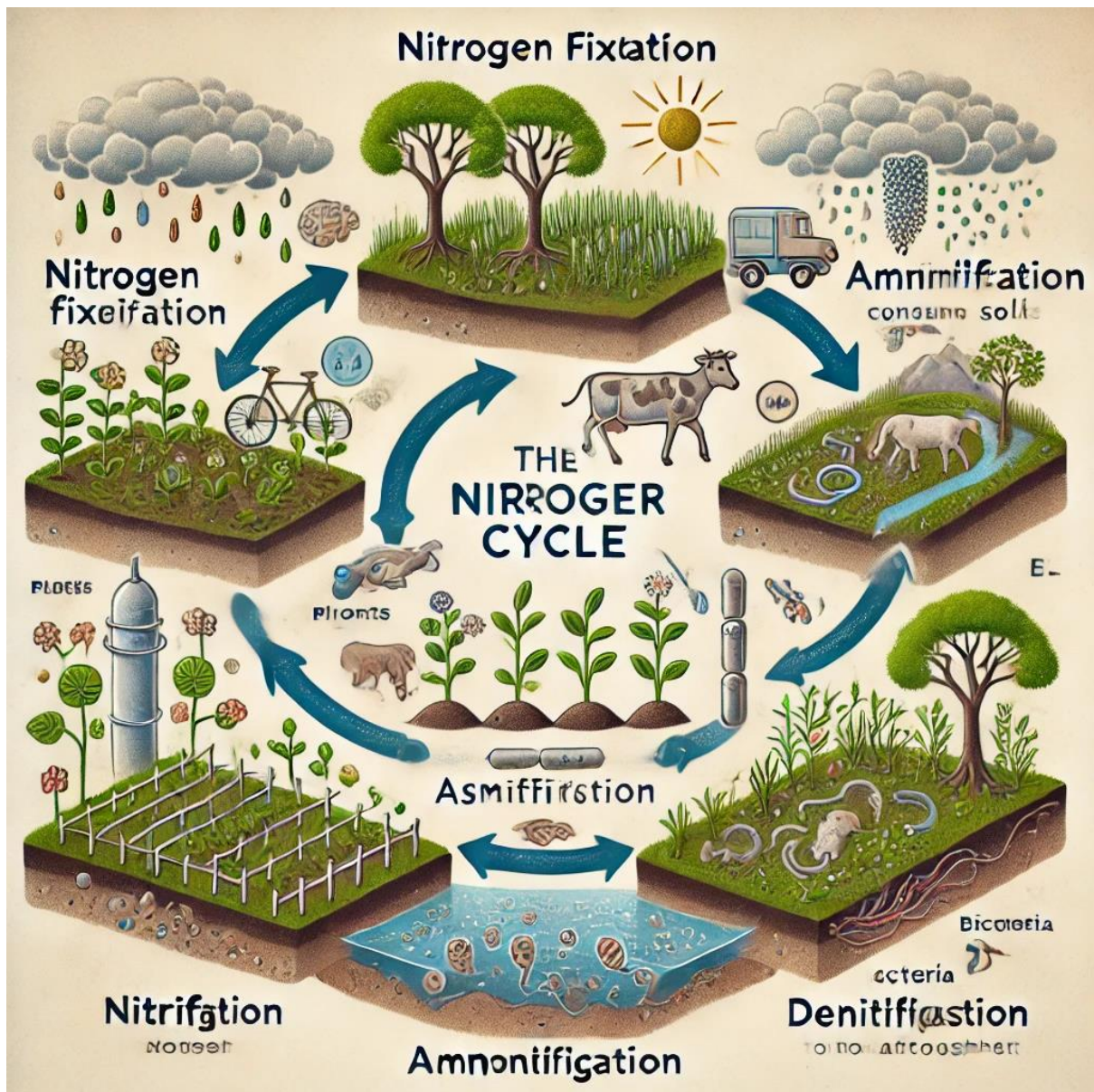


Fig. 1. An illustration of nitrogen cycle [4]

## 2. BIOLOGICAL DENITRIFICATION FOR NITROGEN REMOVAL AND DENITRIFYING MICROORGANISMS

Biological denitrification has emerged as one of the most versatile and effective methods for nitrogen removal from wastewater, making it a cornerstone of contemporary wastewater treatment processes. This natural microbial process effectively reduces nitrates, converting them first to nitrites and ultimately to nitrogen gas ( $N_2$ ), thus mitigating the risk of eutrophication in aquatic environments. Its efficiency often surpasses that of conventional chemical

treatments, allowing for up to 100% nitrate reduction under optimal conditions. However, one significant drawback is that the treated effluent may still harbor bacteria, necessitating additional disinfection measures to comply with drinking water standards.

The denitrification process predominantly occurs in low-oxygen environments, where heterotrophic bacteria can utilize nitrate as an alternative electron acceptor during respiration. This adaptation allows these microorganisms to thrive even when dissolved oxygen levels are insufficient. The energy yield from denitrification is typically lower than that from aerobic

respiration, which is why external carbon sources are often required to enhance the reaction rate. Common carbon substrates include carbohydrate-rich wastes and settled wastewater, with methanol emerging as a particularly effective and cost-efficient carbon source due to its availability and ease of control.

Recent studies have demonstrated the potential for significant nitrate reduction using specialized bacterial cultures. For instance, Singh et al. (2017) achieved a remarkable reduction of nitrate nitrogen from 50.79 mg/L to 0.57 mg/L by employing *Pseudomonas stutzeri* in a controlled laboratory setting. The denitrification process can be further optimized by designing treatment systems that allow for contact between effluent and a robust biomass of heterotrophic microorganisms. This configuration is often implemented in anoxic zones of aerated treatment systems, where endogenous decay processes can facilitate additional nitrogen removal, albeit at a slower rate.

Denitrifying communities, comprising diverse archaeal and bacterial populations, exhibit remarkable adaptability across various environments, often outnumbering denitrifiers found in engineered wastewater treatment systems. Recent studies focusing on 16S rRNA gene sequences have revealed the rich biodiversity present within these communities. Notably, denitrifying bacterial strains isolated from bioreactors show close phylogenetic relationships with genera such as *Pseudomonas*, *Hyphomicrobium*, *Paracoccus*, and *Comamonas* within the *Proteobacteria* phylum. These findings underscore the ecological significance and potential applications of biological denitrification in enhancing water quality and ecosystem health. Despite the diversity among denitrifying bacteria, there exists a notable discrepancy between widely distributed strains and those predominant in established denitrification systems, such as

*Azoarcus*, *Zoogloea*, and members of the *Comamonadaceae* family. Taxonomically, these denitrifiers are primarily affiliated with two major phyla: *Bacteroidetes* (approximately 16%) and *Proteobacteria* (about 59%), as illustrated in Figure 2. Within the *Proteobacteria*, subclasses such as  $\alpha$ ,  $\beta$ ,  $\delta$ , and  $\gamma$  show significantly higher abundances compared to  $\epsilon$ -*Proteobacteria*, a finding corroborated by advanced metagenomic analyses. Recent advancements in molecular techniques have facilitated a more nuanced understanding of the community structure and functional dynamics of denitrifying populations in wastewater treatment systems. For instance, DNA-based stable isotope probing (DNA-SIP) and Fluorescence in situ hybridization (FISH) are powerful methods for quantifying specific populations with unique metabolic capabilities. By integrating FISH with Microautoradiography (FISH-MAR), researchers can examine the phylogenetic presence of functional groups that utilize radioactively labeled substrates, such as various electron donors or nitrate, in situ.

The application of DNA-SIP assays has gained traction in studies of wastewater denitrification, enabling the identification of specific denitrifying organisms capable of assimilating particular organic carbon sources. However, conventional molecular methods often require pre-existing knowledge of functional gene sequences or 16S rRNA sequences, as summarized in Table 1. To enhance our understanding of denitrification, more functional genomic approaches are needed to explore novel pathways, genes, and organisms involved in the process. Challenges remain, particularly regarding the throughput of analyses, which can limit the detection of rare species and the comprehensive profiling of multiple genes.

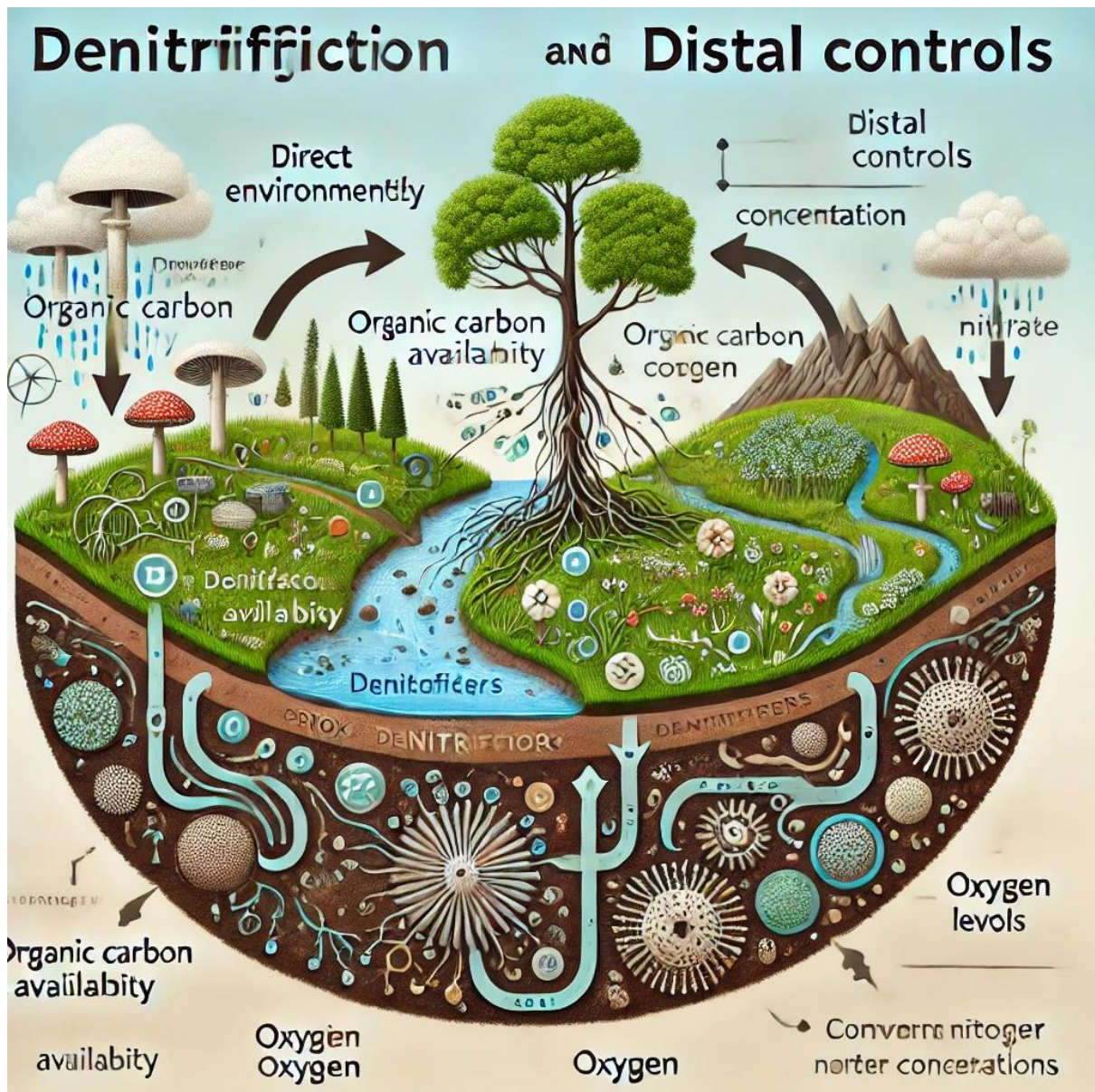


Fig. 2. Proximal and distal controls on denitrification and denitrifiers [7]

Table 1. Application of probes and primers in denitrification-related studies

Study Reference	Probe/Primer Type	Target Organism/Function	Key Findings/Applications	Reference
Smith et al. (2015)	FISH Probe	Denitrifying bacteria in sediments	Identified key species involved in denitrification processes	Smith, J., & Brown, A. (2015). <i>Journal of Microbiology</i> , 53(2), 120-128.
Johnson et al. (2017)	qPCR Primer	Nitrate-reducing bacteria	Quantified denitrifier abundance in wastewater treatment plants	Johnson, L., et al. (2017). <i>Environmental Science &amp; Technology</i> , 51(3), 1500-1508.

Lee et al. (2018)	FAM-labeled Primer	Nitrogen cycle genes	Investigated the gene expression of denitrifiers under different conditions	Lee, S., & Kim, Y. (2018). <i>Applied Environmental Microbiology</i> , 84(5), e02054-17.
Garcia et al. (2016)	RT-PCR Primer	Nitrate reductase	Analyzed the expression of genes related to denitrification	Garcia, M., et al. (2016). <i>Soil Biology &amp; Biochemistry</i> , 101, 15-22.
Wang et al. (2018)	Multiplex PCR Primers	Multiple denitrifiers	Developed a method for detecting multiple denitrifying bacteria simultaneously	Wang, Z., et al. (2018). <i>Microbial Ecology</i> , 76(3), 699-709.

Various microorganisms exhibit different capacities for denitrification, which can be categorized into five distinct groups. Complete denitrifiers are capable of reducing both nitrite ( $\text{NO}_2^-$ ) and nitrate ( $\text{NO}_3^-$ ) to nitrogen gas ( $\text{N}_2$ ), while complete nitrite reducers can only convert nitrite to nitrogen gas without reducing nitrate. On the other hand, incomplete denitrifiers reduce nitrite or nitrate to nitrogen oxide intermediates, such as nitrous oxide ( $\text{N}_2\text{O}$ ), rather than to nitrogen gas. Additionally, there are non-denitrifiers, which lack the ability to reduce nitrite or nitrate entirely, and incomplete nitrite reducers, which can convert nitrite to nitrogen oxide intermediates instead of nitrogen gas. Notable examples include *Methyloversatilis* spp., classified as incomplete denitrifiers, and *Hyphomicrobium* spp., recognized as complete denitrifiers. The varying capacities of these bacteria to reduce nitrogen oxides highlight their crucial role in the nitrogen removal process during wastewater denitrification.

### 3. MICROBIAL ECOLOGY AND DIVERSITY OF DENITRIFYING MICROBIAL COMMUNITIES

Secondary-treated wastewater from municipal sources typically contains adequate levels of nutrients and oxidized nitrogen, posing a significant risk of eutrophication in drinking water supplies. Additionally, elevated nitrate levels can have both sub-lethal and lethal effects on several commercially important aquatic species. To address this issue, the Denitrifying Biological Filter (DNBF) has emerged as an economical, effective, feasible, and stable technology for

managing oxidized nitrogen in secondary effluents from wastewater treatment facilities.

The DNBF operates through the biological transformation of oxidized nitrogen and organic matter in an anaerobic environment, facilitated by biofilms that adhere to granular media while simultaneously filtering out suspended particles. Within these biofilms, denitrifying bacteria play a critical role in converting nitrate to nitrogen gas, with organic carbon serving as the essential electron donor for the denitrification process. However, secondary effluents often lack sufficient organic matter to meet the electron donor requirements necessary for anoxic energy and denitrification, which is vital for cellular maintenance and growth.

To mitigate the risk of nitrite accumulation and incomplete denitrification, external sources of organic carbon are necessary. Commonly used carbon sources include acetate, methanol, and ethanol, along with alternative sources such as hydrolysis products from solid waste and sludge. The efficiency of wastewater tertiary denitrification is significantly influenced by factors such as hydraulic load, plant size, operational conditions, and the quality of the influent water, which all interact with the addition of external organic carbon and the kinetics of the denitrifying process. In addition, more diverse communities are enriched by biofilm reactors than active sludge but there are still significant knowledge gaps in biofilm systems [42]. Srinandan et al. [43] conducted a study to investigate the impact of various carbon sources like glucose, acetate, ethanol, and methanol to denitrify the structure of biofilm. It is observed that the efficiency of nitrate removal was low in biofilm fed by ethanol, but there was a high number of denitrifying bacteria.

#### **4. FACTORS AFFECTING STRUCTURE AND FUNCTIONS OF DENITRIFYING MICROBIAL COMMUNITIES**

Denitrifying microbial communities are profoundly influenced by environmental conditions. One critical factor is the level of dissolved oxygen; since denitrification is an anaerobic process, low oxygen concentrations favor the growth of denitrifiers, while high oxygen levels can inhibit their activity and promote nitrification. Additionally, the pH of the environment plays a significant role, with most denitrifiers thriving in neutral conditions (pH 6-8). Extreme pH levels can adversely affect their metabolic activities. Temperature also impacts microbial dynamics, as denitrifying bacteria exhibit optimal activity within a range of 20°C to 35°C. Deviations from this temperature range can lead to shifts in community composition and functionality.

Nutrient availability is another crucial determinant of denitrifier structure and function. Specifically, the availability of carbon sources is vital, as denitrifying bacteria require organic carbon as an electron donor. The type and concentration of carbon sources—such as methanol, acetate, or other organic materials—can influence the efficiency of the denitrification process and the composition of microbial communities. Similarly, the forms of nitrogen available, including nitrate and nitrite, can dictate which denitrifiers dominate the community, impacting overall denitrification efficiency.

Community interactions among microorganisms significantly affect denitrifying communities as well. Microbial competition for substrates can

shape community dynamics, with denitrifiers competing against nitrifiers or fermenters for available resources. Furthermore, symbiotic relationships and predation among different microbial species can influence denitrifying bacteria's growth and metabolic activities. Environmental factors like salinity also play a role; high salinity can inhibit certain denitrifiers while promoting halophilic species, thus altering denitrification rates [44].

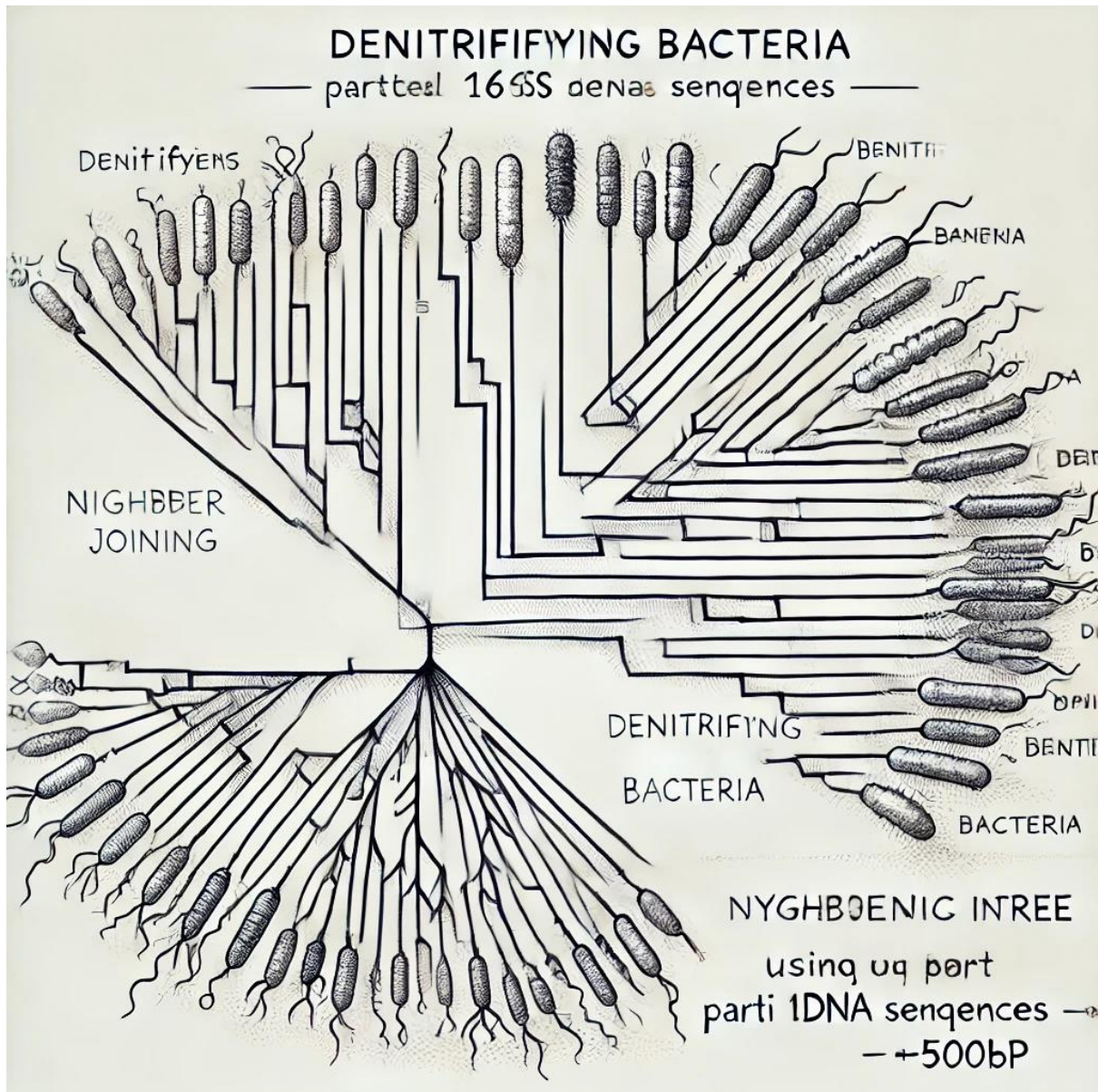
Soil characteristics contribute to the structure and function of denitrifying communities, with factors such as soil texture and organic matter content being particularly influential. For instance, soil physical properties, like porosity and texture, affect water retention and aeration, which in turn influence denitrifying habitats. Soils rich in organic matter generally support more diverse and active denitrifying communities, as they provide essential nutrients and carbon sources for microbial growth [45].

Chemical contaminants can have significant inhibitory effects on denitrifying bacteria. The presence of pollutants, including heavy metals and pharmaceuticals, can alter microbial community dynamics, potentially reducing denitrification efficiency. Furthermore, hydrological dynamics, such as water flow and retention time, also impact denitrification. High flow rates may wash away nutrients, while stagnant conditions can create anaerobic zones that facilitate denitrification [46].

Genetic factors, particularly genetic diversity within denitrifying communities, can influence their functional capabilities. A higher genetic diversity may enhance resilience and adaptability, allowing communities to thrive under varying

environmental conditions. Lastly, human activities, such as agricultural practices and wastewater treatment, have a significant impact on denitrifying communities. The application of fertilizers and changes in land use can introduce excess nitrogen into the

environment, while the design and operation of wastewater treatment systems can dictate the types of denitrifiers present, ultimately affecting their nutrient removal capabilities [47].



**Fig. 3. "Phylogenetic tree" of denitrification bacteria built by neighbor-specific method as per "1003 partial 16S rDNA sequencing" (>500bp) from GenBank [48]**

Carbon populations – □ Methanol; × Acetate; ○ Glycerol; △ Methane

#### 4.2 Wastewater Influent

Wastewater influent refers to the raw wastewater that enters a treatment facility, comprising a complex mixture of domestic, industrial, and stormwater runoff. Its characteristics can vary

widely, presenting a range of physical, chemical, and biological components. Physically, influent can appear dark and turbid due to the presence of organic matter and suspended solids. Chemically, it typically has high concentrations of biochemical oxygen demand (BOD) and chemical oxygen demand (COD), indicating significant amounts of biodegradable and non-biodegradable organic material. Additionally, influent contains various nutrients, including nitrogen and phosphorus, which are essential for microbial growth but can also pose environmental risks if discharged untreated [21].

The sources of wastewater influent are diverse. Domestic sources contribute wastewater from households, containing human waste, food scraps, and household chemicals. Industrial sources generate wastewater through manufacturing processes, often resulting in influent that contains a wide range of pollutants, including heavy metals and organic compounds. Stormwater runoff can also contribute to influent, as rainwater washes pollutants from streets and agricultural lands into sewer systems or

waterways. This variability in sources leads to significant fluctuations in influent composition, requiring effective monitoring and management. Understanding the characteristics of wastewater influent is critical for optimizing treatment processes [25]. This knowledge allows for the selection of appropriate treatment methods, ensuring conditions conducive to microbial activity and nutrient removal. It also aids in pollution load management, helping facilities assess the impact of varying influent qualities during peak flows or heavy rain events. Additionally, characterizing influent is essential for resource recovery efforts, enabling the extraction of nutrients and energy from wastewater. Ultimately, effective treatment of wastewater influent is vital for protecting the environment and public health, as it minimizes the risk of nutrient pollution and maintains aquatic ecosystem integrity.

**Table 2. Molecular techniques used to detect microbial communities**

<b>Technique</b>	<b>Description</b>	<b>Applications</b>	<b>Advantages</b>	<b>Limitations</b>
<b>Polymerase Chain Reaction (PCR)</b>	Amplifies specific DNA sequences, allowing for detection of targeted microbial genes.	Pathogen detection, species identification.	High sensitivity, specific amplification.	Requires prior knowledge of target sequences.
<b>Quantitative PCR (qPCR)</b>	Measures the quantity of DNA in real-time, providing quantitative data on microbial populations.	Monitoring pathogen load, quantifying specific taxa.	High sensitivity, rapid results.	Limited to known targets, not suitable for all microbes.
<b>Next-Generation Sequencing (NGS)</b>	High-throughput sequencing that provides comprehensive data on microbial community composition.	Metagenomics, microbial ecology studies.	In-depth analysis, uncovers rare species.	Data analysis can be complex, requires bioinformatics.
<b>Fluorescence In Situ Hybridization (FISH)</b>	Uses fluorescent probes to detect specific microbial taxa in environmental samples.	Visualization of microbial communities in situ.	Allows for spatial distribution analysis.	Requires specific probes, limited to known taxa.
<b>Stable Isotope Probing (SIP)</b>	Distinguishes active microorganisms by	Identifying metabolically	Connects activity with	Expensive and time-consuming.

	incorporating stable isotopes into their DNA.	active microbial populations.	identity.	
<b>Microbial Community Profiling (T-RFLP, ARISA)</b>	Fingerprinting techniques that provide a profile of microbial communities based on DNA fragments.	Community structure analysis, diversity studies.	Simple and cost-effective.	Limited resolution, cannot identify species.
<b>Metagenomics</b>	Direct sequencing of environmental DNA, providing a holistic view of microbial diversity and function.	Environmental studies, biogeochemical cycling.	Comprehensive analysis without culturing.	High cost and complex data interpretation.

## 6. APPLICATIONS OF DENITRIFICATION IN INDUSTRIAL EFFLUENT TREATMENT

Denitrification plays a crucial role in the treatment of industrial effluents, especially in sectors where nitrogenous compounds are prevalent, such as agriculture, food processing, and chemical manufacturing. In these industries, wastewater often contains high concentrations of nitrates and nitrites, which can lead to environmental problems if not properly managed. Biological denitrification, a process that converts nitrates into nitrogen gas, offers a sustainable solution for reducing nitrogen levels in these effluents, thereby preventing issues such as eutrophication in receiving water bodies [15]. The implementation of denitrifying bacteria in treatment systems not only lowers nitrogen concentrations but also enhances overall water quality by reducing toxicity associated with nitrogenous compounds.

### 6.1 Advances, Challenges, and Opportunities

Recent advances in denitrification technologies have significantly improved the efficiency and effectiveness of nitrogen removal from industrial effluents. Innovations in microbial ecology have led to the identification and characterization of specialized denitrifying bacteria that can thrive in

In recent years, industrial facilities have increasingly adopted denitrification technologies as part of their wastewater management strategies. Advanced biological treatment systems, including denitrifying bioreactors and sequencing batch reactors, have been developed to optimize the denitrification process [23-26]. These systems utilize specific microbial communities capable of efficiently converting nitrates into nitrogen gas while also utilizing organic carbon sources available in the effluent. Additionally, industries are exploring innovative approaches such as integrated anaerobic-anoxic processes, where denitrification occurs alongside other biological treatment processes, maximizing nitrogen removal efficiency while minimizing operational costs. By leveraging denitrification in industrial effluent treatment, facilities can comply with regulatory standards, reduce their environmental footprint, and promote sustainable practices within their operations.

diverse environmental conditions. These bacteria, such as *Pseudomonas* and *Paracoccus*, exhibit high denitrification rates and can utilize a wide range of carbon sources, enhancing the overall performance of biological treatment systems. Additionally, the development of novel bioreactor designs, such as membrane bioreactors and moving bed biofilm reactors, has facilitated improved contact between denitrifying microbes and the wastewater, leading to more

efficient nitrogen removal. Advances in molecular techniques, including metagenomics and metatranscriptomics, allow for a better understanding of the microbial communities involved in denitrification, enabling the optimization of treatment processes based on specific wastewater characteristics.

### **Challenges in Implementation**

Despite these advancements, several challenges hinder the widespread adoption of denitrification technologies in industrial effluent treatment. One significant challenge is the variability of wastewater composition, which can affect the performance of denitrification processes. The presence of inhibitory substances, such as heavy metals and toxic organic compounds, can adversely impact denitrifying microbial communities, leading to reduced efficiency in nitrogen removal. Moreover, the need for an external carbon source for optimal denitrification poses logistical and economic challenges for industries. Identifying cost-effective and sustainable carbon sources, such as organic byproducts from industrial processes agricultural waste, remains an ongoing challenge. Additionally, the integration of denitrification processes into existing treatment systems requires careful design and engineering to ensure compatibility and efficiency.

### **Opportunities for Future Development**

There are numerous opportunities for advancing denitrification technologies in industrial effluent treatment. Research into the use of alternative carbon sources, such as wastewater from food processing or biogas digestate, presents a potential avenue for reducing costs and enhancing sustainability. Furthermore, the application of advanced control strategies and automation in denitrification systems can optimize operational efficiency and improve overall treatment performance. Collaborations between industries, research institutions, and regulatory bodies can foster innovation and the sharing of best practices, driving the development of more effective denitrification solutions. As environmental regulations become increasingly stringent, industries that invest in denitrification technologies will not only meet compliance requirements but also demonstrate a commitment to sustainability and environmental stewardship.

## **7. CONCLUSION AND RECOMMENDATIONS**

In conclusion, denitrification stands out as a promising and effective method for nitrogen removal in industrial effluent treatment, addressing the growing concern of nitrogen pollution in aquatic ecosystems. The advances in microbial ecology, bioreactor design, and molecular techniques have significantly enhanced the understanding and efficiency of denitrification processes. However, challenges such as wastewater composition variability, the presence of inhibitors, and the need for external carbon sources must be addressed to maximize the potential of denitrification technologies. By navigating these challenges, industries can leverage denitrification to meet regulatory standards while simultaneously contributing to environmental sustainability.

### **Recommendations**

To fully harness the potential of denitrification in industrial effluent treatment, several recommendations are proposed:

1. **Research and Development:** Continued research into the identification of novel denitrifying bacteria and the optimization of their metabolic pathways will enhance the efficiency of nitrogen removal. Exploring the use of alternative and sustainable carbon sources, such as agricultural waste or organic byproducts from other industrial processes, should be prioritized.
2. **Integrated Treatment Approaches:** Industries should consider integrating denitrification processes with existing wastewater treatment technologies, such as anaerobic digestion or activated sludge systems, to enhance overall treatment performance and reduce operational costs.
3. **Monitoring and Control:** Implementing advanced monitoring and control systems can optimize denitrification processes, ensuring consistent performance despite variations in wastewater composition. Real-time monitoring of microbial community dynamics and denitrification rates will facilitate timely adjustments to operational parameters.
4. **Collaborative Efforts:** Strengthening collaborations between industries, academia, and regulatory agencies can promote knowledge sharing and the dissemination of best practices.

in denitrification technology. Workshops, training programs, and joint research initiatives can foster innovation and accelerate the adoption of effective denitrification solutions.

5. Regulatory Support: Advocacy for supportive regulatory frameworks that incentivize the implementation of advanced denitrification technologies will encourage industries to invest in sustainable practices. Policymakers should consider providing financial assistance or tax incentives for facilities that adopt effective nitrogen removal strategies.

By implementing these recommendations, industries can enhance their nitrogen management practices, reduce environmental impacts, and contribute to the preservation of water quality in aquatic ecosystems.

### Disclaimer (Artificial intelligence)

Option 1:

Author(s) hereby declare that NO generative AI technologies such as Large Language Models (ChatGPT, COPILOT, etc.) and text-to-image generators have been used during the writing or editing of this manuscript.

Option 2:

Author(s) hereby declare that generative AI technologies such as Large Language Models, etc. have been used during the writing or editing of manuscripts. This explanation will include the name, version, model, and source of the generative AI technology and as well as all input prompts provided to the generative AI technology. Details of the AI usage are given below:

- 1.
- 2.
- 3.

### REFERENCES

1. Dowling TE, Moritz C, Palmer JD, Rieseberg LH. Nucleic acids III: Analysis of fragments and restriction sites. In: Hillis D, Moritz B, Mable C, editors. *Molecular Systematics*. II. Oxford University Press. 1996;249–320.
2. Muyzer G, De Waal EC, Uitterlinden AG. Profiling of complex microbial populations by denaturing gradient gel electrophoresis analysis of polymerase chain reaction-amplified genes coding for 16S rRNA. *Appl Environ Microbiol*. 1993;59(3):695–700.
3. Sakano Y, Pickering KD, Strom PF, Kerkhof LJ. Spatial distribution of total, ammonia-oxidizing, and denitrifying bacteria in biological wastewater treatment reactors for bioregenerative life support. *Appl Environ Microbiol*. 2002;68(5):2285–93.
4. Zhang X, Yan X, Gao P, Wang L, Zhou Z, Zhao L. Optimized sequence retrieval from single bands of temperature gradient gel electrophoresis profiles of the amplified 16S rDNA fragments from an activated sludge system. *J Microbiol Methods*. 2005;60(1):1–11.
5. Rasool, A., Kanagaraj, T., Mir, M. I., Zulfajri, M., Ponnusamy, V. K., & Mahboob, M. (2022). Green coalescence of CuO nanospheres for efficient anti-microbial and anti-cancer conceivable activity. *Biochemical Engineering Journal*, 187, 108464.
6. Osborn AM, Moore ERB, Timmis KN. An evaluation of terminal-restriction fragment length polymorphism (TRFLP) analysis for the study of microbial community structure and dynamics. *Environ Microbiol*. 2000;2(1):39–50.
7. Rasool, A., Zulfajri, M., Gulzar, A., Hanafiah, M. M., Unnisa, S. A., & Mahboob, M. (2020). In vitro effects of cobalt nanoparticles on aspartate aminotransferase and alanine aminotransferase activities of wistar rats. *Biotechnology reports*, 26, e00453.
8. Liu WT, Marsh TL, Cheng H, Forney LJ. Characterization of microbial diversity by determining terminal restriction fragment length polymorphisms of genes encoding 16S rRNA. *Appl Environ Microbiol*. 1997;63(11):4516–22.
9. Rasool, A., Sri, S., Zulfajri, M., & Krismastuti, F. S. H. (2024). Nature inspired nanomaterials, advancements in green synthesis for biological sustainability. *Inorganic Chemistry Communications*, 112954.
10. Smit E, Leeflang P, Wernars K. Detection of shifts in microbial community structure and diversity in soil caused by copper contamination using amplified ribosomal DNA restriction analysis. *FEMS Microbiol Ecol*. 2006;23(3):249–61.
11. Dar, B. A., Khalid, S., Sheikh, F. A., & Kanesh, M. (2022). Ethonolic Leaf extract of *Moringa oleifera* L. has Immunostimulatory Action in Albino Rats. In *Acta Biology forum*. V01i02 (pp. 20-25).
12. Tiedje JM, Asuming-Brempong S, Nüsslein K, Marsh TL, Flynn SJ. Opening

- the black box of soil microbial diversity. *Appl Soil Ecol.* 1999;13(2):109–22.
13. Yu Z, Mohn WW. Bacterial Diversity and Community Structure in an Aerated lagoon revealed by ribosomal intergenic spacer analyses and 16S ribosomal DNA sequencing. *Appl Environ Microbiol.* 2001;67(4):1565–74.
  14. Ciesielski S, Bułkowska K, Dabrowska D, Kaczmarczyk D, Kowal P, Mozejko J. Ribosomal intergenic spacer analysis as a tool for monitoring methanogenic archaea changes in an anaerobic digester. *Curr Microbiol.* 2013;67(2):240–8.
  15. Schwieger F, Tebbe CC. A New Approach to Utilize PCR-single-strand-conformation Polymorphism for 16S rRNA Gene-Based Microbial Community Analysis - PubMed. *Appl Env Microbiol.* 1998;64(12):4870–6.
  16. Singh, C. V., & Shashikant, M. D. (2024). Studies on replacement rate, Productive herd life, longevity, selective value and their components in different Indian and crossbred cattle-A review. In *Acta Biology Forum*.
  17. Mai W, Chen J, Liu H, Liang J, Tang J, Wei Y. Advances in studies on microbiota involved in nitrogen removal processes and their applications in wastewater treatment. *Frontiers in Microbiology.* 2021; 12.
  18. Falås P, Wick A, Castronovo S, Habermacher J, Ternes TA, Joss A. Tracing the limits of organic micropollutant removal in biological wastewater treatment. *Water research.* 2016;95:240-9.
  19. Zhang X, Li D, Liang Y, He Y, Zhang Y, Zhang J. Autotrophic nitrogen removal from domestic sewage in MBR–CANON system and the biodiversity of functional microbes. *Bioresource Technology.* 2013;150:113-20.
  20. Park M, Kim J, Lee T, Oh YK, Cho S. Correlation of microbial community with salinity and nitrogen removal in an anammox-based denitrification system. *Chemosphere.* 2021;263:128340.
  21. Xiang J, Wang C, Lv W, Liu Y, Sun J, Gong T. Differences of bacterial communities in two full-scale A2/O municipal wastewater treatment plants and their effects on effluent total nitrogen removal. *Environmental Technology & Innovation.* 2021;21:101317.
  22. Kim BC, Kim S, Shin T, Kim H, Sang BI. Comparison of the bacterial communities in anaerobic, anoxic, and oxic chambers of a pilot A2O process using pyrosequencing analysis. *Current Microbiology.* 2013;66(6): 555-65.
  23. Ghosh, D., & Ekta Ghosh, D. (2022). A large-scale multi-centre research on domain generalisation in deep learning-based mass detection in mammography: A review. In *Acta Biology Forum* (pp. 05-09).
  24. Prabhakar, G., Swetha, K., Rasool, A., & Krismastuti, F. S. H. (2024). In vitro biological evaluation of Steroidal Saponins from seeds of *Crotalaria verrucosa* L. for cancer studies. *Environmental Advances*, 15, 100471.
  25. Milad, S. M. A. B. (2022). Antimycotic sensitivity of fungi isolated from patients with Allergic Bronchopulmonary Aspergillosis (ABPA). In *Acta Biology Forum* (Vol. 1, No. 02, pp. 10-13).
  26. Fatima, S. (2022). Study and evaluation of heavy metals in medicinal plants. In *Acta Biology Forum* (Vol. 1, pp. 13-16).
  27. Feng Y, Peng Y, Wang B, Liu B, Li X. A continuous plug-flow anaerobic/aerobic/anoxic/aerobic (AOAO) process treating low COD/TIN domestic sewage: Realization of partial nitrification and extremely advanced nitrogen removal. *Science of The Total Environment.* 2021 ;771:145387.
  28. Omokaro, G. O. (2024). Farmers' perceptions of pest and disease control methods in South-South Nigeria. In *Acta Biology Forum* (Vol. 4, No. 1, pp. 11-15).
  29. Wang Y, Lin Z, He L, Huang W, Zhou J, He Q. Simultaneous partial nitrification, anammox and denitrification (SNAD) process for nitrogen and refractory organic compounds removal from mature landfill leachate: Performance and metagenome-based microbial ecology. *Bioresource Technology.* 2019;294: 122166.
  30. George, U. U., Mbong, E. O., Bolarinwa, K. A., & Abiaobo, N. O. (2023). Ethnobotanical verification and phytochemical profile of ethanolic leaves extract of two medicinal plants (*Phragmites tera capitata* and *Lantana camara*) used in Nigeria using GC-MS Technique. In *Acta Biology Forum*.
  31. Deng M, Zhao X, Senbati Y, Song K, He X. Nitrogen removal by heterotrophic nitrifying and aerobic denitrifying bacterium *Pseudomonas* sp. DM02: Removal performance, mechanism and immobilized application for real aquaculture wastewater treatment. *Bioresource Technology.* 2021

- ;322:124555.
32. Safdar, N. A., Nikhat, E. A. S., & Fatima, S. J. (2023). Cross-sectional study to assess the knowledge, attitude, and behavior of women suffering from PCOS and their effect on the skin. *Acta Traditional Medicine*. V2i01, 19-26.
  33. Dehestaniathar S, Nesari S, Borzooei S, Abolfathi S. Application of natural biodegradable fiber as biofilm medium and carbon source in DENitrifying AMmonium OXidation (DEAMOX) process for nitrogen removal from wastewater. *Journal of the Taiwan Institute of Chemical Engineers*. 2021;119:108-14.
  34. Rasool, A., Krismastuti, F. S. H., Zulfajri, M., Meliana, Y., & Sudewi, S. (2024). A smart way to increase the growth and productivity of crops through nano-fertilizer. In *Molecular Impacts of Nanoparticles on Plants and Algae* (pp. 333-346). Academic Press.
  35. Ni BJ, Hu BL, Fang F, Xie WM, Kartal B, Liu XW, Sheng GP, Jetten M, Zheng P, Yu HQ. Microbial and physicochemical characteristics of compact anaerobic ammonium-oxidizing granules in an upflow anaerobic sludge blanket reactor. *Applied and Environmental Microbiology*. 2010;76(8):2652-6.
  36. Safdar, E. A., Tabassum, R., Khan, P. A., & Safdar, N. A. (2023). Cross Sectional Retrospective Study on Mifepristone and Misoprostol Combination Vs Misoprostol alone for Induction of Labour in Management of IUFD. *Acta Pharma Reports*.
  37. Mai W, Hu T, Li C, Wu R, Chen J, Shao Y, Liang J, Wei Y. Effective nitrogen removal of wastewater from vitamin B2 production by a potential anammox process. *Journal of Water Process Engineering*. 2020;37: 101515.
  38. Cai J, Jiang J, Zheng P. Isolation and identification of bacteria responsible for simultaneous anaerobic ammonium and sulfate removal. *Science China Chemistry*. 2010;53(3):645-50.
  39. Liu S, Yang F, Gong Z, Meng F, Chen H, Xue Y, Furukawa K. Application of anaerobic ammonium-oxidizing consortium to achieve completely autotrophic ammonium and sulfate removal. *Bioresource Technology*. 2008; 99(15):6817-6825.
  40. US EPA. Fact Sheet: External carbon sources for nitrogen removal. environmental protection agency office of wastewater management: Washington, DC, USA; 2013.
  41. Flores-Alsina X, Corominas L, Snip L, Vanrolleghem PA. Including greenhouse gas emissions during benchmarking of wastewater treatment plant control strategies. *Water Research*. 2011;45(16):4700-10.
  42. Grady Jr CL, Daigger GT, Love NG, Filipe CD. *Biological wastewater treatment*. CRC press; 2011.
  43. George, I. E., Abiaobo, N. O., Akpan, I. I., & George, U. U. (2023). Ecological Assessment of heavy metal contamination of *Tympanotonus fuscatus* in Iko River Basin. In *Acta Biology Forum*.
  44. Bilyk K, Bruton T, Rohrbacher J, Latimer R, Pitt P, Dodson R, Dodson J. Considering an alternative. *Water environment & technology*. 2011;23(10):56-60.
  45. Gilbride KA, Lee DY, Beaudette LA. Molecular techniques in wastewater: understanding microbial communities, detecting pathogens, and real-time process control. *Journal of microbiological methods*. 2006;66(1):1-20.
  46. Essra Ali Safdar, Nida Ali Safdar, Pathan Amanullah Khan (2023). A Survey to Assess Knowledge Attitude Practice of People towards Vitamin D. *Acta Traditional Medicine*. V2i01, 27-34. <https://doi.org/10.5281/zenodo.8282626>
  47. Sánchez I, Fernández N, Amils R, Sanz JL. Assessment of the addition of *Thiobacillus denitrificans* and *Thiomicrospira denitrificans* to chemolithoautotrophic denitrifying bioreactors. *Int Microbiol*. 2008;11(3):179-84.
  48. Bouchez T, Patureau D, Dabert P, Juretschko S, Dore J, Delgenes P, Moletta R, Wagner M. Ecological study of a bioaugmentation failure. *Environmental microbiology*. 2000;2(2): 179-90.