

## Original Research Article

# Application of Basalt fines to improve Acid Oxisols for Green Beans Production in the Cameroon Western Highlands.

### Abstract

Rock fines have been proposed as alternative to chemical fertilizers, but their application rates and performances on various crops are still poorly understood. This work aims to test the fertilizing potential of basalt fines for Green beans production on acid Oxisols. The field experiment was conducted on a 60 m<sup>2</sup> plot in a completely randomized block design (CRBD). Treatments were: T<sub>0</sub>(0), T<sub>1</sub>(5 t ha<sup>-1</sup> basalt fines), T<sub>2</sub>(10 t ha<sup>-1</sup> basalt fines), T<sub>3</sub>(15 t ha<sup>-1</sup>), T<sub>4</sub>(20 t ha<sup>-1</sup> basalt fines), T<sub>5</sub>(5 t ha<sup>-1</sup> poultry manure), T<sub>6</sub> (110 Kg. ha<sup>-1</sup> NPK 14\_23\_14). Fieldwork was followed by laboratory analysis of soils before and after treatment of the experimental units. The main results revealed that T<sub>0</sub> was very acidic, but basalt and poultry manure (PM) application reduced acidity while NPK further increased soil acidity. The exchangeable bases and base saturation also increased after treatment with basalt and PM. The yield of green beans was such that T<sub>4</sub>>T<sub>1</sub>>T<sub>6</sub>>T<sub>3</sub>>T<sub>5</sub>>T<sub>0</sub>>T<sub>2</sub>. Economically, all treatments were negative except T<sub>1</sub> (BCR=1.35<2), suggesting none of the treatments can be popularized for green beans production. Nevertheless, production could be increased based on appropriate farming and chemical techniques aimed at reducing soil acidity and boosting nutrient capital reserves.

**Key words:** Acid soils, Oxisols, Green beans, basalt fines, soil remineralisation, Cameroon Western Highlands.

### 1. INTRODUCTION

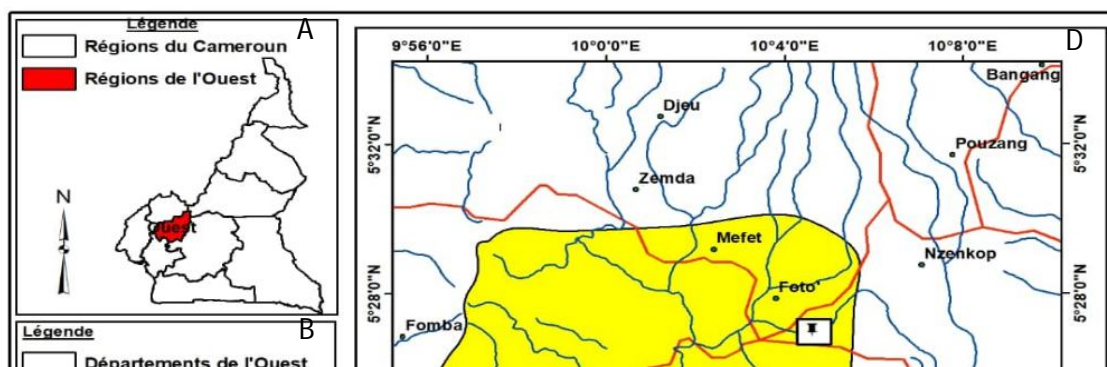
Natural rock fines are capable of restoring soil fertility as an alternative to chemical fertilizers that instead destroy beneficial soil bacteria, pollute the environment and reduce soil productivity [1, 2]. The use of finely crushed and chemically unprocessed rocks in agriculture has been practiced since the latter half of the 19<sup>th</sup> century [3]. Several different kind of rock-based fertilizers are used in agriculture, including phosphate rock fertilizers, processed rock and coal waste etc. [4-6]. Even decreased yield on wheat and tomatoes has been testified [6]. Rock fines have also been reported to have no value as a fertilizer and discouraged in agriculture [7, 8]. Authors [3, 4] calls for more research to validate positive results from greenhouse and field experiments, especially in tropical conditions in which least research has been carried out and where the strongly weathered and acid soils are likely to benefit the most from incorporation of rock dust. In Cameroon, the use of rock dust as fertilizers remains timid. This might be explained by the lack of awareness on its use for soil amendment despite large reserves of volcanic, sedimentary and metamorphic rocks in Cameroon. Many types of volcanic rocks are abundant along the Cameroon volcanic line. These rocks are highly demanded as building material and for road construction, but very little is known about its fertilizing potential [9]. These works have revealed importance of basalt fines as a fertilizer to the cultivation of many crops but few of these findings have been dedicated to green beans cultivation. Green beans are an important vegetable grown and consumed worldwide for its edible pods and leaves [10]. It is highly cultivated in the world due to its high market and nutritional value [11, 12]. The pods are rich in proteins, carbohydrate, vitamins, folic acid, fat, fibre, thiamine, riboflavin, calcium and iron and may help to balance the nutrition of human diets in many parts of the world [13-15]. The top 5 producers and consumers of green beans in the world are China, USA, Turkey, India and Spain,

together accounting for 68% of the world's production, with the most important world producer being china with a share of 75% [11, 14]. In Africa, the major green beans producers are Egypt (215,000 tons), Morocco (128,900 tons), South Africa (35,300 tons) and Kenya (37,000 tons). Green beans is characterized by its small biomass production in terms of leaves and pods which are edible as green vegetables and pods often 13 to 14 cm long (Klein, 2000). To increase productivity, quality of the agricultural soil is crucial and one important biophysical root cause for falling per capita food production is the declining soil quality (Sanchez, 2002). Soil remediation is fundamental to provide food and fibers for a growing population unless more forested areas are to be cleared to make way for agriculture land [3, 4, 16]. And also the fact that synthetic fertilizers are expensive and have a negative impact on the environment poses a threat on food production. In the mist of these constrains, interest is being expressed in the use of alternative sources of fertilizers which can also improve yields. In this case, geologic materials like basalt fines can therefore be used for the production of Green beans. Basalt fines has the ability to remineralize the soil and has been reported to increase soil mineral content, increase plant quality and have far-reaching global implications on climate change by reducing atmospheric CO<sub>2</sub> levels [17]. It is in this light that the work was carried out to determine the fertilizing potential of locally cheap and available basalt fines on soil fertility and Green beans production. The main aim of this study is to examine the fertilizing potential of basalt fines on soil fertility and Green beans (*P. vulgaris L.*). This work enables to popularize information on the use of cheaper, more available and environmentally friendly fertilizing materials like rock fines.

## 2. MATERIAL AND METHODS

### 2.1. Study site

The field experiment was conducted in the Teaching and Research Farm of the Faculty of Agronomy and Agricultural Sciences (FASA) of the University of Dschang (Cameroon). The study site is situated in Menoua division in the West Region of Cameroon, at latitude 5°26'36.348" N and longitude 10°4'7.46" E (**Error! Reference source not found.**). This area falls within Agro-ecological zone III of Cameroon, specifically the Western highlands. Dschang has a mean average altitude of 1400 m above sea level. The climate of Dschang is the humid tropical monsoon type, with two seasons: a dry season of 4 months (from mid-November to mid-March) and a long rainy season of 8 months (mid-March to mid-November). The average annual rainfall ranges between 1800 to 2000 mm. The mean annual temperature of Dschang is 21 °C. The study area comprises the Menoua river watershed that is drained by a fifth order stream (Ménoua), through the contribution of many streams that take their rise from the Santchou Hills. The vegetation is mostly comprised of woody savannah shrubs, grassland, with some trees. The research area featured a short fallow period of approximately five to six months, primarily characterized by the prevalence of grasses. The soils are hydromorphic soils in marshy lowlands and red ferralitic soils in the midslopes. The studied area is located along the Cameroon volcanic line (CVL), precisely, on the southern slope of mount Bambouto in the western Cameroon Highlands. It is characterized by various volcanic products covering the basement granitoids. The basement rocks in the Dschang region consist of Neo-Proterozoic granite-gneiss, late Proterozoic granitoids intruded within



**Figure 1. Map of Dschang showing the study area.(A). Map of Cameroon showing the West Region. (B): Map of the West Region showing the Menoua division. (C): Map of Menoua Division showing the Dschang subdivision. (D): Map of Dschang Subdivision showing the study site.**

the granite gneisses and gabbroic dykes that crop out two previous units. The composition of rocks here is basalt, trachyte, phonolites, and granite[18]. According to [18, 19], the granite of Dschang is leucocratic fine to coarse-grained. Its mineralogical composition is fairly homogeneous, quartz (25-30%), feldspar (24 to 27%), plagioclase (35-39%), biotite (8-12%) and accessory minerals (titanite, apatite, zircon, oxide iron and pyrite). Fine-grained xenoliths are richer in biotite (12%) and plagioclase (39%) than in samples of feldspar megacrysts (8%) and (25%), respectively. Some tablets of alkali feldspars may reach 4 cm by 1.5 cm in size in the porphyritic type. These megacrysts of feldspar are often joined together by Carlsbad twinning and contain macroscopic and microscopic inclusions of biotite and titanite. The alkali feldspar is orthoclase, sub-euhedral to euhedral, Carlsbad twinned and albite or pericline, and sometimes all three at once. The plagioclase is oligoclase in the enclaves and albite-oligoclase in the granite. The crystals are subidiomorphic and display polysynthetic albite twins. Some plagioclase crystals show mechanical twins type albite. It is altered to epidote. Biotite is greenish to light brown occur either as isolated crystals or in combination of two or three flakes which are generally oriented in the same plane as the crystals of feldspar. It contains rare inclusions and is altered to chlorite. The quartz crystal is interstitial or range of several crystals undulating extinction. The basalts of Dschang occur as dykes within the Precambrian granite-gneiss basement. Dyke emplacement occurred with development of numerous apophyses and intense brittle fragmentation of the country rocks. The basalt shows remarkable uniform subophitic texture with large phenocrysts of olivine and plagioclases representing 25% by volume of the rock. The groundmass is comprised of plagioclase, micrograins of olivine, augite and Fe-Ti-oxides. One dyke shows locally variations to a fluidal texture underlined by smaller laths of plagioclase. Both plagioclase and olivine phenocrysts are frequently altered. Details of the geochemical data of the basalt and granite of

Dschang. The main activity of the inhabitants of the Western highlands of Cameroon is generally agriculture and Dschang in particular. Intensive agriculture is the predominant practice with scarce fallow lands. In this region most farmers practice mixed cropping where crops like Arabica coffee, plantains, banana, beans, maize, cassava, etc. are being grown on the same piece of land.

## 2.2. Materials

The plant material used was; green beans seed, dwarf Green beans produced by TECHNISEM and was obtained from SEMAGRI shop in Yaoundé. This variety can grow to a height of about 40cm. This variety was chosen because of its high resistance to pest and diseases, high productivity, quality and high adaptability and the fact that beans have been shown to respond well to Mo and Zn fertilization in poor soils [20]. These two elements are present in basaltic rock dust [21]. It has a life cycle ranging from 45-60 days (2 months). Figure 2 shows the plant material used.

The fertilizers were basalt fines, poultry manure and NPK 14-23-14. The Basalt (Figure 2a) was gotten from Dschang at latitude  $05^{\circ}27'23.5''$  N, longitude  $10^{\circ}02'46.6''$  E and an altitude of 1396.



**Figure 2. (a) Basalt blocks (b) weighing rock fines using a balance (c) Application of rock fines on the experimental unit (d) watering of experimental units treated with rock dust.**

Insecticide used was *PYRIGA 480 EC active ingredient: 480 g of Chloropyriphos-ethyl*. The fungicides MONCHAMP 72 WP (active ingredients: 80 kg metalaxy + 640 kg mancozebe); KOBICHAMP (active ingredient: 80 g/kg of Mefenoxam + 640 g/kg of Mancozebe) were also used for phyto-sanitary treatment.

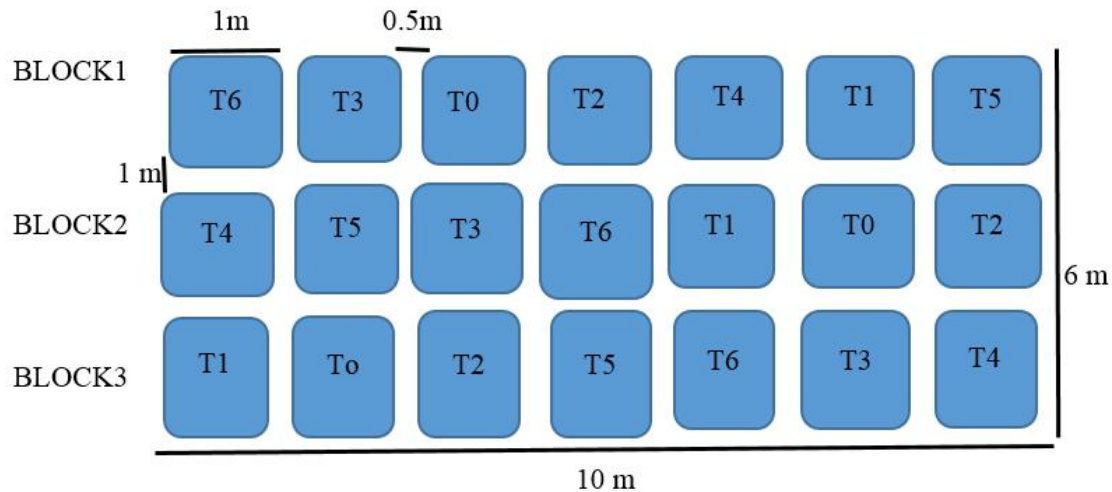
### **2.3. Methodology**

#### **2.3.1. Land Preparation and fertilizer application**

The selected plot was cleared and wrecked on the 3th of January 2022. After these operations, tillage was done from the 4th to the 7th of January 2022 using a hoe. Pecking followed suit on the 8th of January 2022 with the help of tape and pegs, and after this formation of the different blocks. The rock fines were prepared in a quarry in Tchoualé Neighborhood in Dschang on 9<sup>th</sup> January 2021. Application was done on the 10<sup>th</sup> of January 2021. The basalt fines were weighed (Figure 2b) (5 t ha<sup>-1</sup>, 10 t ha<sup>-1</sup>, 15 t ha<sup>-1</sup> and 20 t ha<sup>-1</sup>). The rock fines were then applied on the EUs and mixed with surface soil material (Figure 3c). These EUs of basalt fines were watered (Figure 2d) every day for one month to enable weathering and release of nutrients into the soil. The poultry manure was applied one week to planting and watered daily to facilitate the mineralization process, meanwhile NPK was applied two weeks after planting.

#### **2.3.2. Experimental Design**

The experimental design was a CRBD with three repetitions and 7 treatments (Figure 3). The primary factor was fertilization while the different doses were the secondary factor. It was made up of 3 blocks with each block having 7 EUs per block and 21 EU for the whole plot. The dimension of each EU was 1 m x 1 m, distance between EUs 0.5 m and the distance between blocks was 1 m. The surface area of the experimental plot was 60 m<sup>2</sup>. The planting density was 0.15 m x 0.4 m giving a plant density of 210000 plants per ha.



**Figure 3. Experimental design.** T<sub>0</sub> (no fertilizer), T<sub>1</sub> (5 t ha<sup>-1</sup> basalt fines), T<sub>2</sub> (10 ha<sup>-1</sup> basalt fines), T<sub>3</sub>(15 t ha<sup>-1</sup>), T<sub>4</sub>(20 ha<sup>-1</sup> basalt fines), T<sub>5</sub>(5 ha<sup>-1</sup> poultry manure), T<sub>6</sub>(110 Kg. ha<sup>-1</sup> NPK 14.23-14).

### **2.3.3. Planting and weeding**

Planting was done on the 12th of February 2022. Each EU contained 3 sowing lines with each line containing seven seed spots making a total number of 21 plants per EU. The planting density was 0.15 m x 0.4 m, planted at a depth of 3 to 4 cm and covered with a light soil, with a total number of 210000 plants/ ha. The first weeding took place before planting. The second weeding was done 2 weeks after planting and the third weeding one month after planting.

### **2.3.4. Crop management**

Irrigation started immediately after land preparation since the different treatments were already put in place. After putting the different treatments watering was done every morning until the first rains. Watering was done using canes.

Pest management was carried out two weeks after plant germination using PYRIGA (chloropyrophos 480g l<sup>-1</sup>). This insecticide was used at 50ml per 16 l water sprayer every week after 14 days. Few days after germination, 500 g of garlic and onion in 16L of water were applied to send away insects that feed or lay their eggs on the leaves.

### **2.3.5. Collection of crop data**

Data collection started after a week of application of NPK and was repeated after every five days for one month. The data was collected for six plants per experimental unit, plants located at the Centre of the middle lines of the experimental units. The collection of some data is shown in figure 4.

The growth data (number of leaves, plant height, stem or girth diameter, leaf length, leaf width, Leaf surface area) collection began three weeks after seed emergence. Growth data was collected after every five days from a week after application of NPK fertilizer until flowering. This was done by randomly selecting 6 plants in the middle of each EU. The leaf surface area (LSA) was calculated according to Jos et al.[22].

$$LSA = \text{leaf length (L)} \times \text{leaf width (W)} \times 0.75.$$

The collection of yield parameters started on the 15th of March 2022 and was conducted on the same plants that served for the collection of growth parameters. The yield parameters collected include: number of pods, length of pods, and weight of pods. The yield data was collected twice every week as well and this operation went for one and a half week (three harvests).

### **2.3.6. Soil sample collection**

A soil sample was collected during land preparation and conserved. At the end of the harvest, soil samples were collected from several sites in T2 and T4 respectively, and bulk into a composite sample for each of the poultry manure treatment EUs and sent for analysis to evaluate the effect of the treatments on the soil properties. This was done using an auger at surface layer (30 cm). The collected soil samples were air dried at room temperature and ground to pass a 2 mm sieve.

### **2.3.7. Laboratory analysis of soils**

The soil physio-chemical properties were analysed at the “Laboratoire d’Analyse des Sols et de Chimie d’Environnement” (LABASCE) of the Faculty of Agronomy and Agricultural Sciences (FASA) of the University of Dschang (Cameroon), following the procedures reported by Van Reeuwijk[23]. Soils were analysed before and after treatment. The particle size distribution was determined by the Robison’s pipette method. The pH-H<sub>2</sub>O was determined in a soil/water ratio of 1:2.5 and the pHKCl was determined in a soil/KCl composition of 1:2.5 using a digital pH meter. The organic carbon was measured by Walkley-Black method. Total nitrogen (TN) was measured by the Kjeldahl method.



(a)



(b)



(c)



(d)

**Figure4. Collection of some growth and yield data.(a) Leaf length (b) leaf width (c) pod length (d) weight of pods.**

Available phosphorus was determined by concentrated nitric acid reduction method. Exchangeable cations were analysed by ammonium acetate extraction at pH7. The cation exchange capacity (CEC) was measured by sodium saturation method. The base saturation was calculated as the percentage of the sum of exchangeable cations (S) divided by the CEC.

**2.3.7. Statistical analysis**

Statistical analysis was conducted by one-way Analysis of Variance (ANOVA) to examine the impact of different treatments on the studied parameters. Significant differences were further analysed using Tukey's test. A significance level of 5% was set, and data analysis was performed using R software version 4.2.1.

**2.3.8. Economic analysis**

Economic calculations included determining the marginal net return (MNR), Benefit-to-Cost Ratio (BCR), and profit rate (PR) or marginal rate of return (MRR) for the different soil treatments.

$$PR\% = (BCR - 1) \times 100$$

The gross return (GR) of a fertilizer treatment was obtained by multiplying the average yield ( $\text{kg ha}^{-1}$ ) per treatment by the unit price of green beans.

$$GR = \text{Average yield} * \text{unit price of 1 kg of green beans.}$$

The operation cost (OC) is comprised of the sum of the fertilizer cost (FC), transport cost (TC), fertilizer spreading cost (FSC), marginal net return (MNR) and the investment interest (II).

The marginal net revenue (MNR) is the product of the unit price of 1 kg of green beans and extra yield.

$$MNR = (EY * \text{unit price of 1 kg of green beans}).$$

The extra-yield (EY) is obtained as the difference between yield with fertilizer use ( $T_n$ ) and the yield without fertilizer use ( $T_o$ ).

$$EY = (T_n - T_o).$$

The benefit -to-cost-ratio (BCR) is calculated by dividing MNR by OC:

$$BCR = MNR/OC$$

For  $BCR > 1$ , profit is expected, but if  $BCR < 1$ , no profit is expected. Nevertheless, for a  $BCR \geq 2$ , at least 100% profit rate of the total investment is expected, and the fertilizer (treatment) is suitable for wider popularization.

**3. RESULTS AND DISCUSSIONS**

**3.1 Influence of different treatments on soil properties**

The soil properties before and after treatment are shown in Table 1. A slight increase in pH from acidic to moderately acidic is observed in all treatments compared to  $T_0$  and  $T_6$ . This new pH values are suitable for growth of green beans and indicates that the different soil treatments amended the soil fertility by reducing its acidity [24]. The pH increment has a positive impact on other soil

chemical properties, base saturation, cationic balance and microbial activity (Gillman *et al.*, 2002). The exchangeable Ca, the most concentrated base is average 25]. Ca, Mg and K generally increase after harvest for most treatments except for Mg in T1 that had a slight decrease after harvest, K in T2 also had a slight decrease after harvest. This is in line with results reported by [1, 2]. The fact that the sum of exchangeable bases increased after harvest for all the treatments could imply that more basic cations were released into the soil during plant growth as confirmed by an increase in base saturation caused by weathering of basalt fines.

The values of some nutrient ratios before and after treatment are shown in Table 2. The C/N ratio is good for all the treatments implying good quality organic matter [25]. This parameter increase for all the treatments compared to T0 but the best increments are shown by basalt-treated beds. This could imply that the basalt dust releases more nutrients that help to stabilize organic matter by humification. The Ca/Mg ratio (>2) of T0 and T1 suggests a potential cation balance between Mg and Ca [26] while the rest of the treatments show a low Ca/Mg ratio (<2) indicating a potential Ca/Mg deficiency [27]. All the treatments showed a normal to optimum level of Mg and K as seen from the Ca/K ratio. This is in accordance with [28]. The exchangeable Na% was very low (< 2) for all the treatments and not susceptible of posing any threat to crop cultivation. The Ca/Mg/K equilibrium reveals an imbalance equilibrium relative to the ideal situation of 76% Ca, 18% Mg and 6% K for optimum plant nutrient uptake [25]. Exchangeable K was the most relatively concentrated cation that determines the direction of equilibrium.

**Table 1. Physico-chemical properties of soils before and after treatment**

Soil parameter	T0	T1	T2	T3	T4	T5	T6	
Sand	34	/	/	/	/	/	/	
Silt	30	/	/	/	/	/	/	
Clay	36	/	/	/	/	/	/	
Textural class	Clay loam	/	/	/	/	/	/	
pH <sub>water</sub>	5.40	5.9	5.7	5.7	6.0	5.8	5.1	
pH-KCl	4.30	4.6	4.5	4.6	4.7	4.6	4.5	
ΔpH	1.1	1.3	1.2	1.1	1.3	1.2	0.6	
Organic carbon (%)	1.92	3.6	3.7	3.9	3.6	2.5	3.5	
Total nitrogen (gKg <sup>-1</sup> )	0.329	0.31	0.39	0.395	0.44	0.28	0.42	
C/N ratio	6	12	9.5	10	8	9	8	
Exchangeable bases (cmole+Kg <sup>-1</sup> )	Calcium	5.08	5.5	5.3	5.7	5.7	5.6	1.2
	Magnesium	3.04	3	4.9	4.7	4.6	4.1	7
	Potassium	0.66	0.70	0.60	0.70	0.70	0.80	0.80
	Sodium	0.33	0.05	0.04	0.05	0.06	0.06	0.06
Sum of exchangeable bases (cmole+kg <sup>-1</sup> )	9.11	9.25	10.84	11.15	11.06	10.56	9.06	
CEC <sub>pH7</sub> (cmole+Kg <sup>-1</sup> )	17.00	15.35	17.25	16.25	16.25	16.75	15.75	
CEC of organic carbon (cmole+Kg <sup>-1</sup> )	3.84	7.2	7.4	7.8	7.2	5	7	
CEC of clay (cmole+Kg <sup>-1</sup> )	13.16	8.15	9.85	8.45	9.05	11.75	8.75	
Saturation bases (%) or S/T ratio	54	60	63	69	68	63	58	
Available phosphorus (mg Kg <sup>-1</sup> )	36.07	28	34	46	54	50	66	
Electrical conductivity (mS cm <sup>-1</sup> )	0.03	0.15	0.15	0.32	0.15	0.22	0.40	

$$\text{CEC of organic carbon} = 2 \times \% \text{ OC}; \text{CEC of clay} = \text{CEC of soil} - (2 \times \% \text{ OC})$$

**Table 2. Nutrient ratio of the different treatments**

Treatments	C/N ratio	S/T ratio	Ca/Mg	Mg/K	(Ca+Mg)/K	ESP (%)	Ca/Mg/K	CRC
T0	6	54	3.32	4.6	19.88	1.94	73/22/5	1/1.2*/0.8
T1	12	60	2.83	4.29	16.43	0.33	70/25/5	0.9/1.4*/0.8

T2	9.5	63	1.69	8.16	22.00	0.23	60/36/4	0.8/2*/0.6
T3	10	69	1.13	11	23.43	0.31	51/45/4	0.7/2.5*/0.6
T4	8	68	1.01	13.71	27.57	0.39	49/48/3	0.6/2.7*/0.5
T5	9	63	0.95	11.38	22.13	0.36	46/49/5	0.6/2.7*/0.8
T6	8	58	0.10	17.5	19.00	0.38	8/88/4	0.1/4.9*/0.6

ESP: Exchangeable sodium percentage; CRC: Coefficient of relative concentration

### 3.2 Influence of different treatments on germination rate

Germination rate was high for all treatments, ranging from 84 to 98% (Figure 5). These results are in accordance with the norms for seed certification (CIAT, 2016) which recommend that green beans of good quality should have a germination rate greater than 90% but not less than 80%.

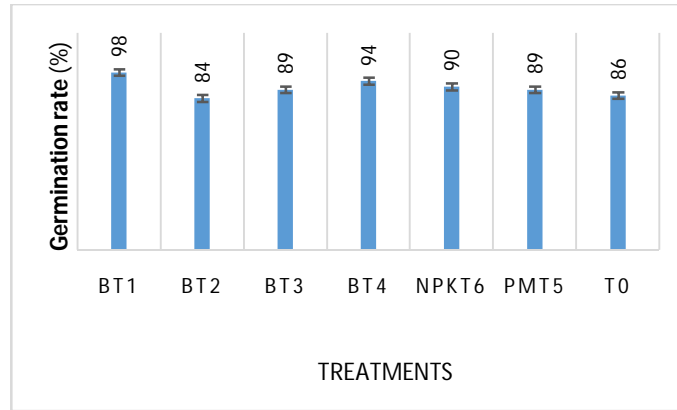


Figure 5. Germination rate per treatment

### 3.2.3 Influence of treatments on growth and yield of Green beans

The weekly evolution of growth parameters per treatment include plant height (figure 6), stem diameter (figure 7), number of leaves (figure 8), leaf length (figure 9), leaf width (figure 10) and leaf surface area (figure 11). The different soil treatments had a slight significant effect ( $P < 0.05$ ) on all the growth parameters. This could be due to the concentration of nutrients in plant tissues with rock dust application, as it slowly makes available nutrients to plant roots. This is in line with the results of [29], whereby rock dust application resulted in extra plant growth. At 6th weeks clover growth showed a significant higher response to basalt application, growth was systematically higher to rock application as well. There must have been release of nutrients from basalt fines. This is contrary to the results of [8], showing that high rates of basalt rock dust reduced the performance of wheat grown in sandy soils compared to control.

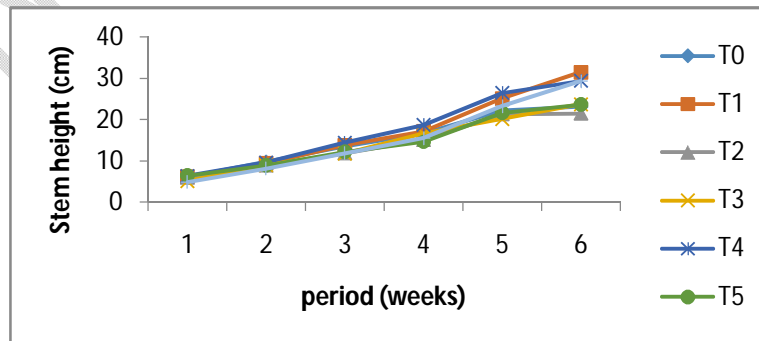


Figure 6. Weekly evolution of plant height per treatment

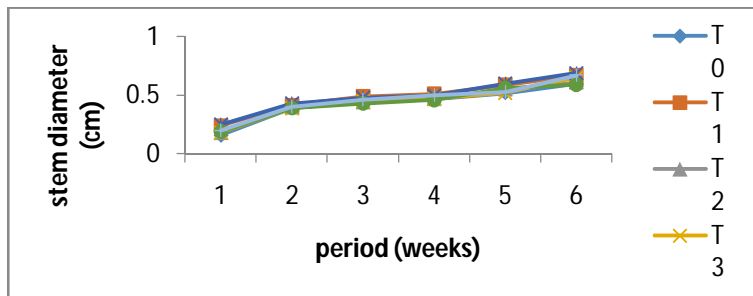


Figure 7. Weekly evolution of stem diameter per treatment

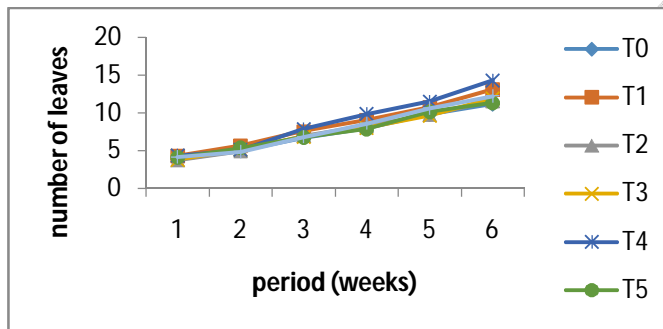


Figure 8. Weekly evolution of number of leaves per treatment

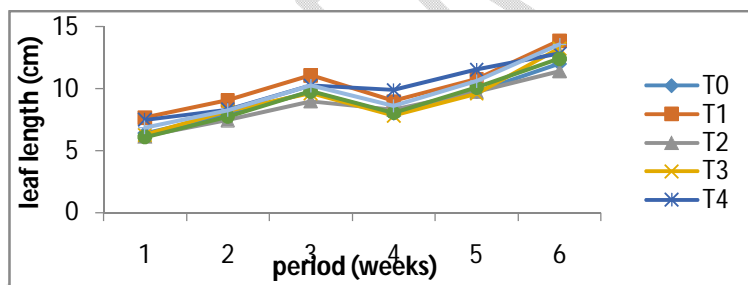


Figure 9. Weekly evolution of leaf length per treatment

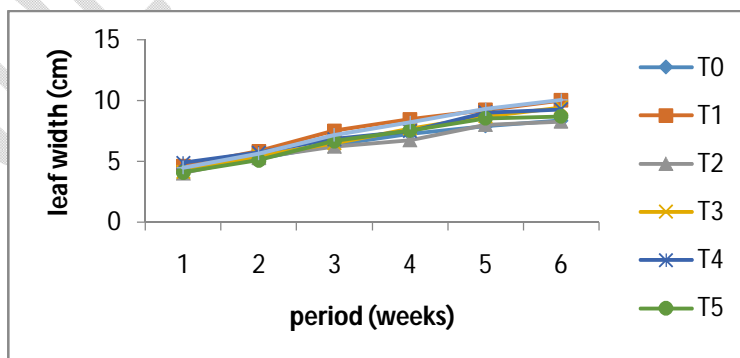
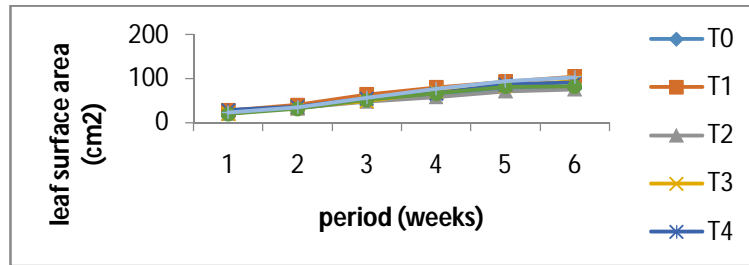


Figure 10. Weekly evolution of leaf width per treatment



**Figure 11. Weekly evolution of leaf surface area per treatment**

The results of the yield parameters (number of pods, length of pods and weight of pods) showed no significant difference among treatments (Table 3), indicating that the treatments had little or no effect on the yield variables of green beans. The yield was such that  $T4 > T1 > T6 > T5 > T3 > T0 > T2$ . The negative results of some treatments were attributed to a number of factors reported by [7] who believe that rock dust doesn't provide all solution needed for optimum crop performance. The conclusion drawn by [8] that silicate rock powders are poorly effective as fertilizers can only be affirmed in high pH soils and in the short term with rock dusts of low solubility. An important factor affecting performance of rock dust is the site specificity such that it is vital to select the rocks cautiously to match the needs of the plants and soil [3, 4]. Mismatches in combinations of soil and rock dust could be the reason for low yield of green beans in Dschang. Though silicate rocks contain most of the nutrients required for plant growth [3] and substantial proportions of Ca, Mg, and K are common [30], their low solubility compared to fast release in commercial fertilizer have raised objections against its value as a soil amendment. The low solubility of basaltic rock dust is not necessarily a disadvantage as long term effects of fertilization are often desirable and laboratory studies by [30]. The positive effects of the rock dust increases with time of application. Rock dust contribute to a symbiotic relationship with the microbial activity in the soil which is crucial in clay-humus complex formation [31]. The highest yield recorded by T1 could be

**Table 3. Yield parameters per treatment**

Week	T0	T1	T2	T3	T4	T5	T6
<b>Number of pods</b>							
1	3 ±1.54a	6 ±3.43a	5 ±3.47a	5 ±2.40a	6 ±4.16a	2 ±1.20a	4 ±1.25a
2	7 ±3.28a	10 ±0.60a	7 ±4.99a	9 ±1.43a	10 ±3.44 a	10 ±3.96 a	11 ±1.36a
3	7 ±3.45aA	8 ±3.15a	6 ±3.01a	8 ± 2.64a	8 ±3.40a	7 ± 1.51 a	7 ± 1.69a
<b>Length of pods (cm)</b>							
1	7.33 ±3.48ab	11.22 ±1.28 a	10.56 ±1.19ab	8.25 ±2.12ab	9.40 ±4.90ab	5.97 ±2.75 b	7.87 ±1.34ab
2	9.71 ±2.50a	11.21 ±0.46a	9.25 ±3.92a	10.55 ±0.24 a	11.18 ± 0.41 a	10.12 ±1.14 a	11.40 ± 0.35 a
3	9.53 ±1.13ab	9.93 ±0.61ab	8.73 ±1.01b	9.32 ± 1.12ab	9.43 ± 1.59ab	9.31 ±1.22ab	10.60 ±0.44a
<b>Weight of pods (kg ha-1)</b>							
1	1672.66a	1921.16a	1748.50a	1827.83a	1916.50a	1616.66a	1616.66a
2	2685.33a	2885.33a	2668.00a	2709.33a	2957.33a	2754.66a	2937.33a
3	1938.66a	1996.00a	1816.00a	1990.66a	2049.33a	2049.33a	2032.00a
<b>Total weight of pods (kg ha-1)</b>							
<b>Total Yield</b>	6296.65	6802.49	6231.5	6572.00	6923.16	6420.65	6585.99

Values with the same letter do not differ significantly ( $P > 0.05$ ), Values with different letters differ significantly ( $P < 0.05$ ),

attributed to a number of external and internal factors of the environment of the crop; Authors [30] observed that basalt dust slowly increases soil pH just as lime, although over a longer period of time,

but generates less stress on plant growth. Moreover, basalt fines promote symbiotic relationship with the microbial activity in soil which is crucial in clay-humus complex formation. Also, basalt fines show paramagnetic properties due to their high proportions of magnetite; one theory holds that this energy is ferromagnetic and is emitted by magnetite within rocks originating from deep within the mantle [32]. This ferromagnetism is beneficial to plant growth as it encourages strong growth of soil microbes, fungi and plant roots, thereby increasing crop yield [17]. Basalt dust with the high magnetic intensity strongly promote the growth and yield of crops [34].

### 3.2.5 Economic implication of the different treatments

Treatments T2, T3, T4, T5 and T6 were all not profitable as their BCR < 1 (Table 4). The most economically viable soil treatments in terms of yield were attained by T1 with a profit rate of 35.22% and a BCR value of 1.352.

**Table 4. Economic analysis of different treatments**

Treatment	AY (kg/ha)	EY (kg/ha)	GR (FCFA)	FC (FCFA)	FSC (FCFA)	FTC (FCFA)	TEEY (FCFA)	II (FCFA)	OC (FCFA)	MNR (FCFA)	BCR (FCFA)	PR (%)
T0	5550.56	0	2775280	0	0	0	0	0	0	0	0	0
T1	5776.11	225.55	2888055	50000	20000	10000	80000	3400	83400	112775	1.352	35.22
T2	5528.33	22.22	2764165	100000	20000	20000	140000	5950	145950	11110	0.076	-107.6
T3	5656.11	105.55	2828055	150000	20000	30000	200000	8500	208500	52775	0.253	-74.7
T4	5826.11	275.56	2913055	200000	20000	40000	260000	11050	271050	137780	0.508	-49.2
T5	5598.89	48.33	2799445	360000	20000	20000	400000	17000	417000	24165	0.058	-94.2
T6	5680.55	129.99	2840275	79200	20000	1000	100200	4259	104459	64995	0.622	-37.8

AY: Average yield; GR: Gross return; EY: Extra yield (due to fertilizer application); FC: Fertilizer cost; TEEY: Total expenditures on extra yield; FSC: Fertilizer spreading cost; FTC: Fertilizer transport cost; II: Interest on investment (4.25% per annum in Cameroon); RCF: Revenue cost of fertilizers; MNR: Marginal net return; BCR: Benefit-to-cost- ratio; PR(%): Profit rate (due to soil treatment); FCFA: Francs Green currency in Africa. Cost of green beans in the market = 500 FCFA kg<sup>-1</sup>.

The other treatments that are not profitable recorded the following profit rate and BCR values T4 has a PR of (-49.2) and a BCR value of 0.50%, T3 has a PR of -74.7 and a BCR value of 0.253, T2 has a PR of -107.6 and a BCR value of 0.076, T5 has a PR of -94.2 and a BCR value of 0.058 and T6 with a PR of -37.8 and a BCR value of 0.622. According to [35], a BCR value greater than 2 implies a profit of 100% from the total investment and can be popularized for public use, when the BCR value is greater than 1 implies a certain percentage gain and when the BCR value is equal to 1 implies capital in capital out with zero profit and when BCR value is less than one implies a loss in capital input (BCR <= 1 is not worth popularizing) From the economic evolution of all the treatments basalt fines cannot be recommended to farmers for the cultivation of Green beans in Dschang. These results are in line with those of [8] who found that the application of rock fines to the soil might have no short term observable effects on yield.

## 4. CONCLUSIONS

In this study, the fertilizing potentials of basalt fines on soil fertility and green beans was investigated on an acid highland soil of western Cameroon. The results revealed that soil fertility parameters like pH, base saturation, sum of exchangeable bases and available phosphorus were improved by application of basalt fines. Furthermore basalt fines especially at 20 t ha<sup>-1</sup> recorded the best performance in terms of number of leaves and stem diameter while basalt at 5 t ha<sup>-1</sup> scored the

highest leaf surface area, leaf width and leaf length whereas there was no significant difference at ( $P>0.05$ ). The best yields of green beans were recorded by basalt fines at 20 t ha-1 and the general performance was such that followed by basalt fines at 5 t ha (T1) and the lowest by was recorded by T0 Economically, only T1 has a BCR value greater than 1 but below 2 and all the other treatments had a BCR value below 1 synonymous to a lost in capital and thus no treatment was worth popularizing. However, production could increase in the long run due to residual effect or Basalt fines could be incorporated with liming materials such as Biochars to raise the pH before cultivation.

## DISCLAIMER (ARTIFICIAL INTELLIGENCE)

Author(s) hereby declare that NO generative AI technologies such as Large Language Models (ChatGPT, COPILOT, etc) and text-to-image generators have been used during writing or editing of this manuscript.

## REFERENCES

1. AzinwiTamfuh P, Wotchoko P, Chotangui AH, Magha A, Kouankap NDG, Peghetmo MNM, Nkouathio DG, & Bitom D. (2019). Effect of Amending Acid Oxisols Using Basalt Dust, Tithonia diversifolia Powder and NPK 20-10-10 on Garlic (*Allium sativum*) Production in Bafut (Cameroon Volcanic Line). *International Journal of Plant & Soil Science*, 31(4), 1-18.
2. Wotchoko P, AzinwiTamfuh P, M.A. Tita, Alice Magha, G.A.Wonyi, F.O.Tabi D. Bitom. (2021). Remineralization of Dystic Ferralsols using Basalt and Tephra Dusts, Effective Micro-organisms Manure and NPK 20-10-10 for Raddish (*Raphanussativus*) Production in Bamougoum (Cameroon Western Highlands). *J. of Env't & Earth Sci.* 3(1).
3. Van Straaten, P. (2006). Farming with rocks and minerals: challenges and opportunities. *Anais da Academia Brasileira de Ciencias* 78 (4), 731-747.
4. Leonardos, O., Ulbrich, M., & Gaspar, J. (1991). The Mata da Corda volcanics. *Field Guidebook Fifth International Kimberlite Conference* (p. 141). Araxa, Brazil: CPRM Special Publ. Brasília.
5. Theodoro, S. H., & Leonardos, O. H. (2006). The use of rocks to improve family agriculture in Brazil. *Anais da Academia Brasileira de Ciencias*, 78 (4), 721-730.
6. Jones, D., Chesworth, S., Khalid, M., & Iqbal, Z. (2009). Assessing the addition of mineral processing waste to green waste-derived compost: An agronomic, environmental and economic appraisal. *Bio resource Technology* 100 (2), 770-777.
7. Bolland, M., & Baker, M. (2000). Powdered Granite is not an effective fertilizer for clover and wheat in sandy soils from Western Australia. *Nutrient Cycling in Agroecosystems*, 56, 59-68 (1).
8. Ramezani, A., Dahlin, A.S., Campbell, C.D., Hiller, S., Mannerstedt-Fogelfors, B., Oborn, I., 2013. Addition of a volcanic rock fines to soils has no observable effects on plant yield and nutrient status or on soil microbial activity. *Plant and Soil* 367, 419-436.
9. Nkouathio, D. G., P. Wandji, J. M. Bardintzeff, P. Tematio, D.A. Kagou and F. M. Tchoua (2008) Utilisation des roches volcaniques pour la reminéralisation des sols ferrallitiques des régions tropicales. Cas des pyroclastites basaltiques du graben de Tombel (Ligne volcanique du Cameroun). *Bulletin de la Société Vaudoise des Sciences Naturelles*, 91 (1), 1-14.
10. Katungi E, Farrow A, Chianu J, Sperling L, Beebe S (2009). Baseline research report on common bean in Eastern and Southern Africa: A situation and outlook analysis of targeting breeding and delivery efforts to improve the livelihoods of the poor in drought prone areas, tropical legumes 2 report implemented by CIAT, ICRISAT and IITA.
11. Gul M. and Parlak H. (2017). Input usage and problems in green beans production: a case of Burdur province, Turkey. *Agrolife scientific journal*, 6 (1): 133-140.
12. Alemu, Y., Ketema., Hinselmu, M., Geleto J., Tabor, G., Aklilu S., Wendimu, G., Binalfew, T., 2018. Performance of snap bean (*Phaseolus vulgaris L.*) genotypes for green pod yield and quality in the central rift valley of Ethiopia. *Greener journal of plant breeding and crop science* 6 (1), 001-006
13. Kwambe M.X., Masarirambi M.T., Wahome P.K. and Oseni T.O. (2015). The effects of organic and inorganic mulches on growth and yield of green beans (*Phaseolus vulgaris L.*) in semi-arid environment. *Agricultural and Biology Journal of North America*, 6(3): 81-89.
14. Tantawy, A.S., Abdel-Mawgoud, A.M.R., Habit, A.M.H., Hafez, M.M., 2009. Growth, productivity and pod quality responses of green bean plant *Phaseolus vulgaris* to foliar application of pollen extracts. *Journal of Agriculture and Biological Sciences* 5 (6), 1032-1038.
15. Okello J.J., Narrod C. and Roy D. (2007). Food safety requirements in african green bean exports and their impact on small farmers. *International food policy research institute*, U. S. A. Washington, DC, 41p.

16. Eldor, P. (2007). Soil Microbiology, Ecology and Biochemistry (Third Edition). Oxford, Great Britain: Academic Press.
17. Hamaker, J. D. and D. Weaver (1982). The survival of civilization. Hamaker-Weaver publication, Michigan California, USA. 219p.
18. Kwekam, M., 2020. The Pan-African pluton of Fomopea (West Cameroon): Structural Framework-Petrology-Geochemistry-geodynamic interpretation. Doctorate of Third Cycle Thesis. Cameroon, University of Yaoundé, Yaoundé, 54p.
19. Tchouankoué, J.P., SimeniWambo, N.A., Kagou Dongmo, A., Wörner, G., 2012. Petrology, Geochemistry, and Geodynamic Implications of Basaltic Dyke Swarms from the Southern Continental Part of the Cameroon Volcanic Line, CentralAfrica. Open Geology Journal 6, 72-84.
20. Ramezani, A., Dahlin, A.S., Campbell, C.D., Hiller, S., Mannerstedt-Fogelfors, B., Oborn, I., 2013. Addition of a volcanic rock fines to soils has no observable effects on plant yield and nutrient status or on soil microbial activity. Plant and Soil 367, 419-436.
21. Wotchoko, P., AzinwiTamfuh, P., Nkouathio, D.G., Kouankap Nono, G.D., Gus, D., Kouankap, D., Bongkem, C.S., Louise, M., Vohnyui, C.M.L., Bitom, D., 2019. Change in Soil Fertility Beetroot Productivity after Single and Mixed Application of Basalt Dust, Poultry Manure and NPK 20-10-10 in Nkwen (Cameroon Volcanic Line). World Journal of Agricultural Research 7 (4), 137-148. <https://doi.org/10.12691/wjar-7-4-4>.
22. Jos, P., Shi, D. A., Ratkowsky, Y. L., Zhang, S. J. (2007). General leaf-area geometric formula exists for plants—evidence from the simplified Gielis equation. P 714
23. Van Reeuwijk IP. (1992). Procedures for soil Analysis. Technical paper No. 9 (3rd) Inst. Soil reference and information centre, Netherlands. Pp. 75.
24. Sarker, M. S. (2005). Effect of different levels of nitrogen and phosphorus on yield quality of Radish. Master's thesis, Agriculture University of Bangladesh, Bangladesh.
25. Beernaert, F. and D. Bitondo (1991). Simple and Practical Methods to Evaluate Analytical Data of Soil Profiles. Belgian Cooperation University of Dschang, Dschang.
26. Boyer, J. (1970). Attempted Summary of State of Knowledge on the Factors of Soil Fertility in Green Intertropical Africa. ORSTOM, Paris, France. 17(1), 47-64.
27. Dabin, B. (1964). General Study of Soil Usage Conditions in the Chad, Soil Properties and Land Capability Evaluation in a Mountainous Ecosystem of North-West Cameroon. P. 200.
28. Leidig, G., 1993. Rock dust and microbial action in soil: the symbiotic relationship between composting and mineral additives. Remineralise the Earth 21, 12-14.
29. AzinwiTamfuh, P., Ndzana, G.M., Nji, J.T., Bitondo, D., Wirba Ngonjang, L., Agbor-Ambang, S.T., Ambe Singwa, A., Temgoua, E., Bitom, D., 2022. Testing soil fertility and beetroot (*Beta vulgaris L.*) production with mixtures of basalt dust, poultry manure and NPK 20-10-10 in Dschang (Cameroon Western Highlands). Journal of Agricultural and Rural Research 6 (2), 53-66
30. Dumitru P.S., Zdrilic A., Azzopardi. Soil remineralisation with basaltic dust in Australia. 7th Annual symposium, ICAR, 1999
30. Gillman, G.P., Burkett, D. C. and Coventry, R. J. (2002). Amending highly weathered soils with finely ground basalt rock. Appl. Geochem. 17: 987-1000.
31. Violante A, Caporale A.G... Biogeochemical processes at soil-root interface. Journal of Soil Science and Plant Nutrition, 2015, 15: 422-448.
31. Callahan, P.S., 1995. Paramagnetism, rediscovering nature's secret force of growth. Acres, Louisiana, USA, 128 p.
33. Dumitru, P.S., Zdrilic, A., Azzopardi, A., 1999. Soil remineralisation with basaltic dust in Australia. 7th Annual symposium, ICAR.
34. Hamaker, J.D., Weaver, D., 1982. The survival of civilization. Hamaker-Weaver publication, Michigan California, USA. 219p.
35. FAO, 1990. The design of agricultural investment Projects-Lessons from experience. Technical paper 5, Investment Centre, FAO, Rome, 15.

UNDER PEER REVIEW