

# "Adverse Drug Reactions and Safety Profiles in Cardiovascular Drug Therapy: A Pharmacovigilance Analysis"

## Abstract:

**Aims:** The purpose of the study is to identify adverse drug reactions (ADRs) and evaluate patient knowledge of the disease using the Knowledge Assessment Questionnaire (KAQ).. This study was designed to compare adverse effects on Cardiovascular Drug Therapy. Adverse drug reaction (ADRs) is a major cause of mortality worldwide. The objective of the present study were a) to find out the prevalence of adverse drug reaction (ADRs) in the hospitalized patient by active surveillance, b) to study the profile of ADRs detected.<sup>(3)</sup>This study was done in superspecialty hospital NetajiSubhash Chandra Bose medical college&Hospital ,Jabalpur , for three month study.

**Methodology:**This study was Pharmacovigilance group, belonging to department of cardiology at Netajisubhash Chandra bose medical college, Jabalpur M.P.<sup>(5)</sup>Total number of patients taken for study was 90 in number.

**Results&conclusion:**Total 90 subjects were recruited in the study. Drug used for their co morbidities to find out ADRs in which maximum ADRs found in chronic rheumatoid heart diseases, for this diseases patient took in two combination mainly Digoxin with Clopidogrel(47.36%) and another were with atorvastatin, spironolactone and warfarin (47.30 % ADRs Adverse drug reactions on particular body system were mostly observed on CNS (32.14%ADRs). According to Naranjonaranjo causality assessment scale applied to this study illustrates that the maximum possible and probable adverse drug reaction were shown on Furosemide as well as for Digoxin and Spironolactone.

**Key words:** Adverse drug reaction, Pharmacovigilance, Prospective, observational, Cardiovascular

## Introduction:

Drugs are two-edged swords: while they can save lives, they can also result in adverse drug reactions (ADRs), which can be fatal. Globally, ADRs are a leading cause of illness and mortality. Hypertension is a chronic disease. The most prevalent cardiovascular condition and major public health issue is hypertension. <sup>[1]</sup> As people age, the prevalence of hypertension rises; approximately 50% of those in their 60s and 70s have the condition. 90% of cases have an idiopathic cause. Approximately 81.5% of individuals with hypertension are aware that they have the condition, and 74.9% are receiving treatment with an antihypertensive medication. Experts in the medical field who have previously treated patients

with hypertension predict that by 2023, one-third of the population will have the condition, making it a pandemic.(9). Pharmacovigilance has been defined as “The science and activities related to detection assessment understanding & prevention of Adverse reactions and any other drug-related problem:(1) The thalidomide disaster in 1961 awakened a need to regulate pharmacovigilance not only by the national competent (regulatory) authorities but also over and above this at an international level. The Sixteenth World Health Assembly in 1963 adopted a resolution stressing the need for early action in regard to rapid dissemination of information on adverse drug reactions and led to initiation of the WHO Pilot Research Project form International Drug Monitoring in 1968.(1)The purpose of this was to develop a system, applicable internationally, for detecting previously unknown or poorly understood adverse effects of medicines forming the basis of the practice and science of pharmacovigilance to improve the safe and cost effective use of medicines by avoiding further disasters in both developed and developing countries in the interests of improved public (5)

### **Aim & objectives:**

This study aim to reduce the intensity of undesirable effects produced by drug interaction as well as other negative responses related to the use of medicine through the marketing, distribution ,prescription , distribution , and use of medicine in hospital . study involving prospective cross sectional study which is designed in Figure No. Objectives of this study was 1) to evaluate patient medication and find out our potential relavent ADRs 2)to estimate the rate and extent of potential ADRs in in-patient admitted during the study 3)to estimate the risk associated with potential ADRs 3) to identify the drug most commonly responsible for potential ADRs 4) to determine the cause including morbidity caused of this ADRs.(3)

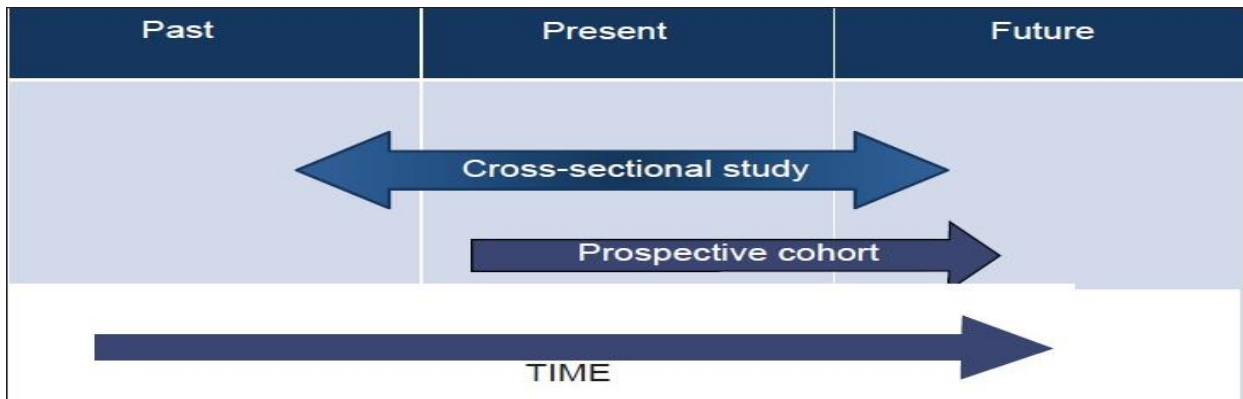
### **3. Materials and Methods:**

This study was done in the Pharmacovigilance group at department of cardiology at Netaji Subhash Chandra Bose medical college &high tech superspeciality hospital Jabalpur.This study protocol was approved by NSCB Institutional Ethics Committee. Institution ethics committee reference no- IEC/2024/4355.

In a specified population at a particular point in time, a cross-sectional study characterizes the pattern of health-related events/factors and investigates the association between disease and different risk or protective factors of interest where cross -sectional study was according to world health organization guidelines.

#### **3.1 Design**

A prospective cross-sectional study was conducted of patient aged between 14 to 70 year who presented for the treatment and care to the Netaji Subhash Chandra Bose medical college & high tech superspeciality hospital Jabalpur over a period of four month.



**Figure No. 1 Design of present study- Prospective cross sectional study**

All the members of the families were first briefed about the project and verbal consent was obtained from each of the family member. Details of participants namely name, age, sex, residence, socio-economic status, consumption of drug, disease, laboratory values, status, co morbidities, eating habits, diagnostics value, medication chart, and previous detail adverse drug reaction if any were collected on a validated semi-structured questionnaire. (past treatment & clinical details were obtained from the medical records), data on treatment employed and complaints presented by patients during hospitalization.<sup>(3)</sup> .<sup>(5)</sup> Prospective cross sectional study was done for four months, and the number of patient included in this study was 90.

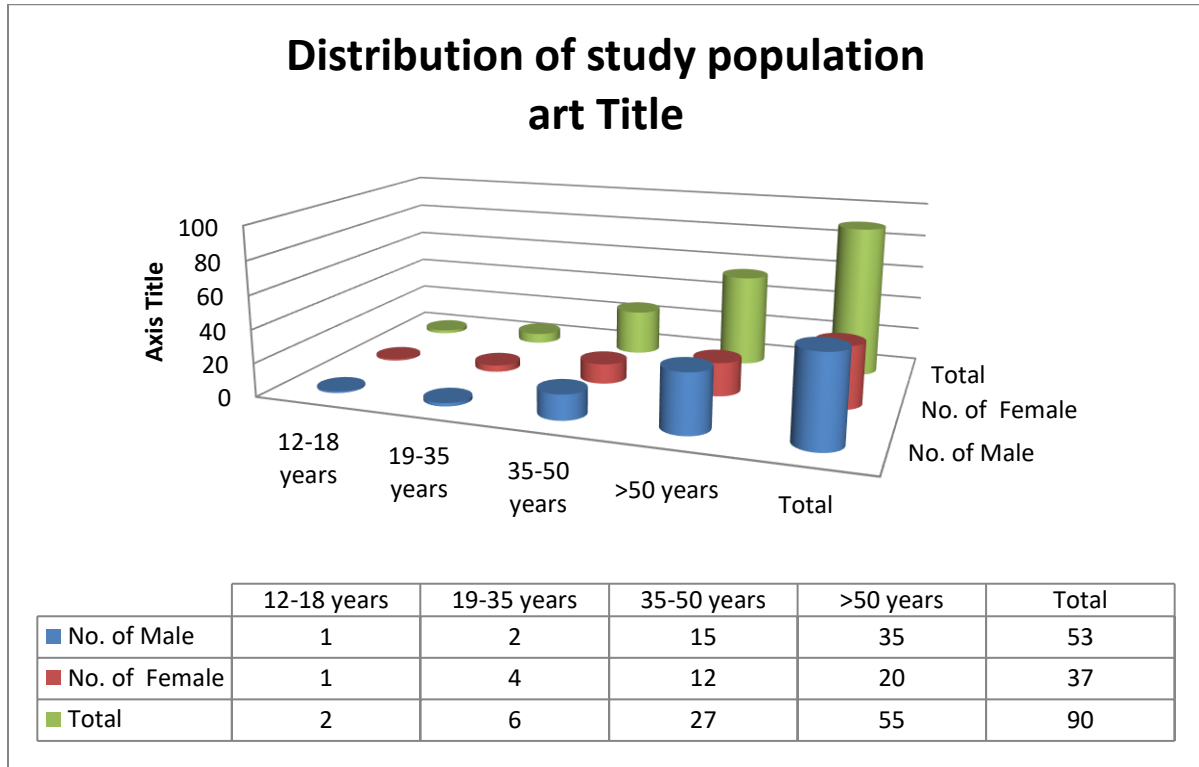
### **3.2 Origin/Source:**

Patient attended in in-patient department of cardiology and admitted in different unit of department of medicine of NSCB, Jabalpur. All data collected were coded as per variables and data sheet and analyze. For the detection of possible ADRs the algorithm Naranjo et al.(1981) was used which involves the algorithm employs ten questions and yield a score for classification of causality of ADRs. Co morbidities were differentiating when there was a possible diagnosis in the patient charts

## **4. Result**

Total number of patients taken for study was 90 in number. From many criteria's which was included firstly on the basis of gender were 53 males and 37 females. Second on the age group, more than 50 year was 35 and 35-50 were 15. Distribution of population in study is designed in Figure No 2. The

patients were looked upon for various comorbidities patients may have which may sensitize a patient and thus make prone towards the vicinity to face unpredictable ADRs occurring with the original ailment intended drugs. The distribution is thus helpful to indicate the propensity of possible ADRs which should be consciously monitored in a Pharmacovigilance system.



**Figure No 2 Showing Distribution of Study Population**

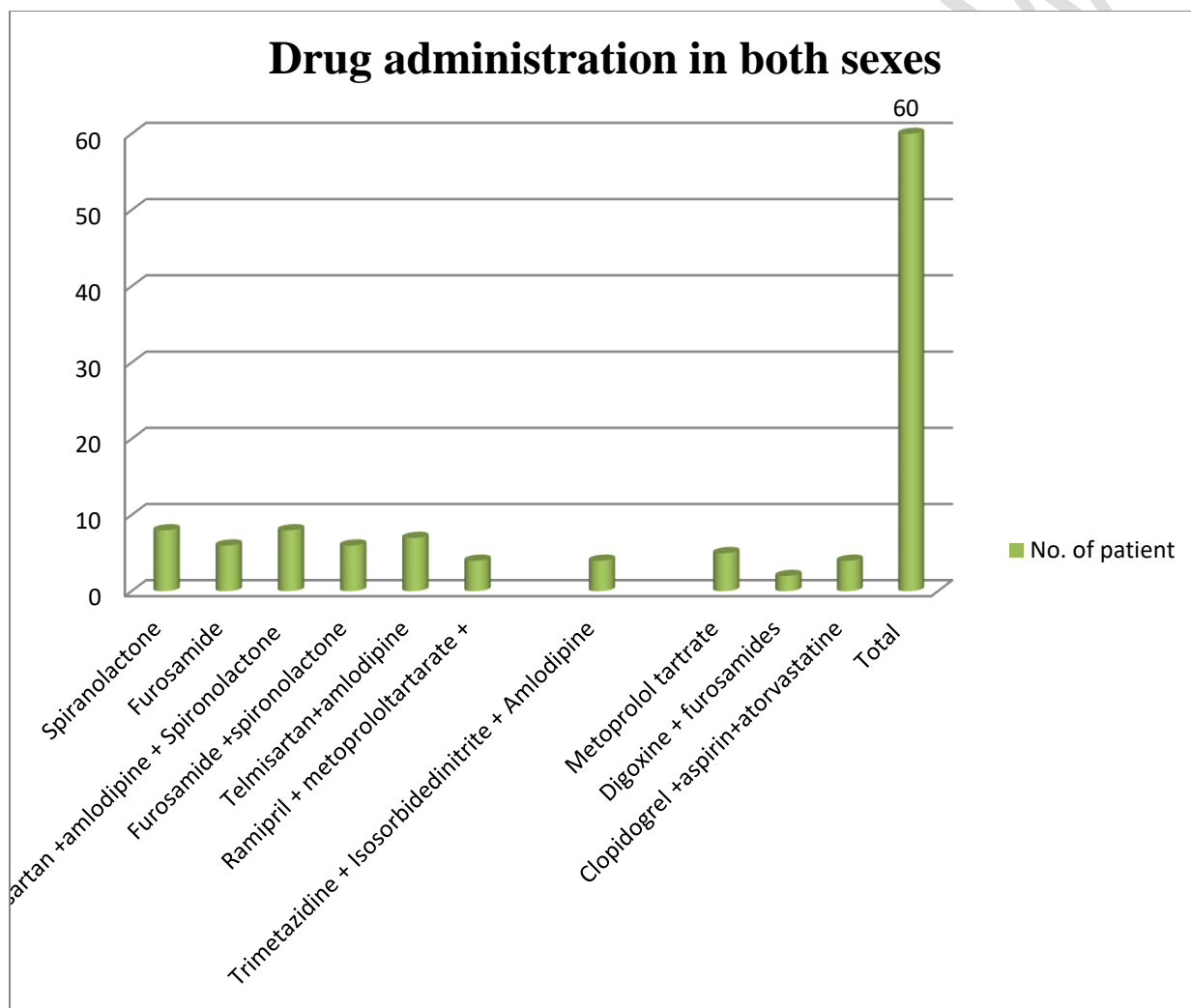
The same drug were administered to same patient by dividing then in different group were Old & New cases studied distribution as per Medical history.

S.no	Diseases	No. of patient	Old	New
1	Chronic cardiac failure	5	3	2
2	Myocarditis	10	5	5
3	Chronic Rheumatoid Heart diseases	20	12	8
4	Ischemic heart diseases	10	6	4
5	Pericardial effusion	4	2	2
6	Hypertension	25	15	10
7	Hypocalcaemia	6	3	3

<b>8</b>	<b>Coronary arterial diseases</b>	<b>10</b>	<b>8</b>	<b>2</b>
<b>Total</b>		<b>90</b>	<b>54</b>	<b>36</b>

**Table No. 1 Distribution of subjects according to co morbidities**

On the basis of sex involved on maximum drug used were furosemide and spironolactone in female 5, in male 4. Digoxin, furosemide and spironolactone was about 70.58% of total ADRs attained from these combinations. Drug administered in male and female sex is discussed in Fig No 3 where Table No.1 discussed patient number with various diseases.



**Figure No. 3 Drug administration in both sexes**

On the basis of disorders drug used for their co morbidities to find out ADRs in which maximum ADRs found in chronic rheumatoid heart diseases, for this diseases patient took in two combination mainly digoxin with clopidogrel(47.36%) and another were with atorvastatin, spironolactone and warfarin 47.30 % of adverse effects which was maximum in compare to other diseases. Patient on combination therapy (Digoxin, Furosemide, and Spironolactone) had significantly more complaints regarding side effects than other category of drugs. The risk of side effects associated with the combination of digoxin was six times higher than Metoprolol. The result obtained in some of previous studies in which Digoxin and Furosemide were well tolerated.

S. no	Drug	Disorder	Major Clinical symptoms	co morbidities	ADRs	ADRs %
1	Spironolactone+ Torsemide+ Digoxine	Myocarditis	Cheat pain,	Myocardial infraction	Swelling, headache	10.52
2	1.Digoxine+clopidogrel+spironolactone+torsemide 2.Atorvastatine+ Spironolactone+warferine +Diltiazem.	Chronic Rheumatoid Heart Disorder	Chest pain, 3 day back fever Hypotension	Chronic cardiac failure	Swelling ,headache Hypotension ,fluid disturbances Difficulty in motion pass,systolic dysfunction Stomach pain,sleep Disturbances.	47.36 47.30
3	1.Metoprolol+aspirin+amlodipine+clopidogrel	Ischemic heart diseases	Chest pain+ body pain+problem in body moment	ACS	Sleep Disturbance	5.2
4	Furosemide	Pericardial effusion	Edema ,difficulty in breathing	Cardiac tamponed	Hypotension, foot swelling, difficulty in body moments	15.78

5	Amlodipine+ Telmisartan+	Hypertension	Coronary Arterial Diseases	Hypertension, light fever,pain	Fluid Disturbance	5.2
6	1.Metprolol+ Bisprolol 2.Amlodipine+Clopi dogrel+ Diltiazem Aspirin+	Coronary arterial diseases.	Liver dysfunction	Loss of appetite, Difficulty in motion pass	Swelling  Sleep disturbance	10.52
		Total				100

Fig No.4 : ADRs % with a single and combination therapy On the basis of disorders ,drug used for their co morbidities

On the basis of Cardiovascular Drug Therapy drug used for their co morbidities to find out ADRs in which maximum ADRs found in Digoxin, furosemide and spironolactone was about 70.58% of total ADRs attained from these combinations.

S. no	Drug	ADRs	ADRs%
1	Spironolactone + Ramipril	Swelling, Hypotension, Distolic dysfunction	17.64
2	Furosemide	Loss of appetite, Dizziness, insomnia	17.64
3	Furosemide +spironolactone	Hypotension, Electrolyte imbalance, Loss of appetite, Anxiety ,both leg pain,Swelling in ,stomach, appetite ,chest, pain hypotension	58.82
4	Telmisartan+ Amlodipine+ Spironolactone	Headache ,rashes ,anxiety, dizziness loss of appetite, urinary tract, Infection,vomiting,constipation, insomnia	47.05
5	Metoprolol tartrate + Amlodipine	Hypotension ,chest pain	11.76
6	Isosorbide nitrite +Amlodipine	Hypertension, sleep disturbance. Anxiety,	17.64
7	Metoprolol tartrate	Stomach pain, swelling	19.45%
8	Digoxin+ furosamides+spironolactone	Headache, swelling ,fluid, disturbance, systolic dysfunction, chest pain, appetite hypotension, vomiting, difficulty in breathing, abdominal pain, nausea	70.58
9	Clopidogrel +aspirin+atorvastatine	Anxiety, insomnia,hypertension,headache,	23.52
	Total		100

**Table No 2.Distribution of ADRs according to cardiovascular drug therapy**

The distribution of ADRs depicting various social habits imparts the drug interaction feasibilities in patients with both alcohol and tobacco users was observed with the most ADRs (32.14%)

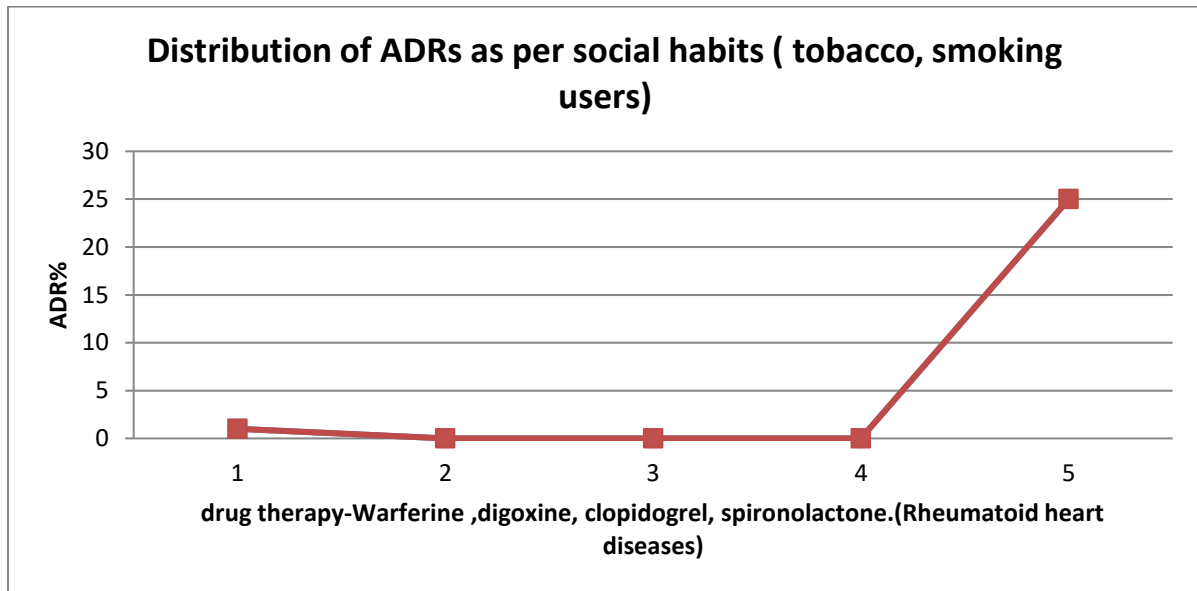


Figure: 4 Distribution of ADRs as per social habits(tobacco, smoking users)

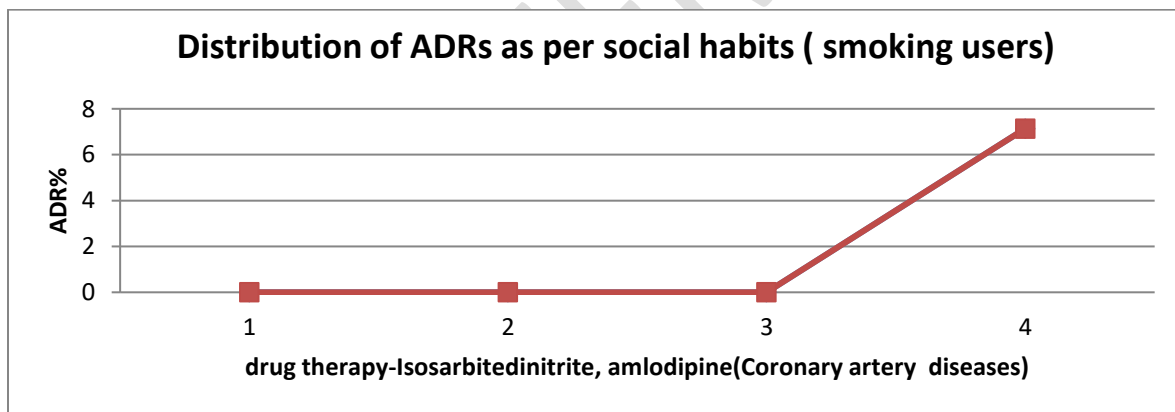
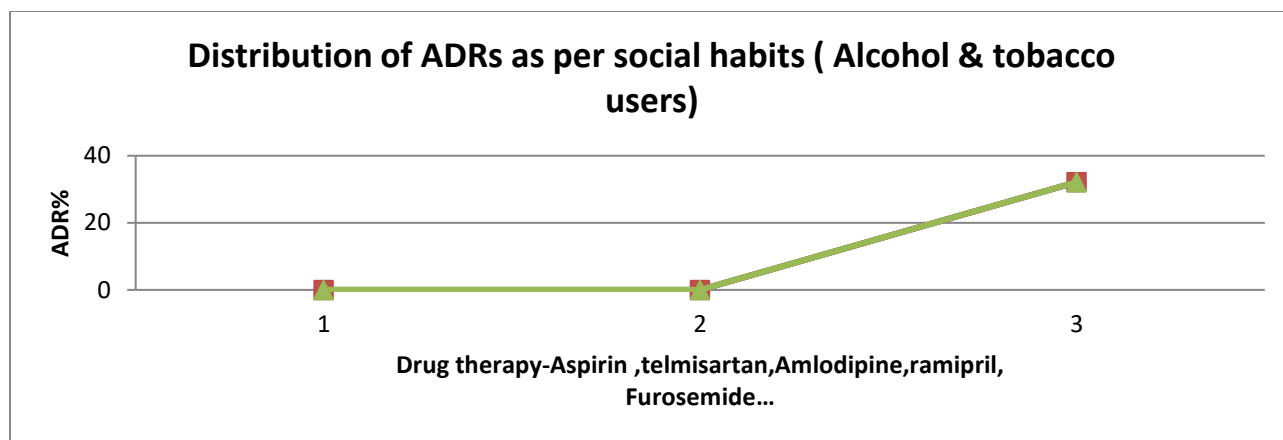


Figure: 5 Distribution of ADRs as per social habits( tobacco, smoking users)



**Figure 6 Distribution of ADRs as per social habits**

Another aspect on basis of adverse drug reactions on particular body system was the most on CNS. (32.14% ADRs) and next most common were on GIT Were 21.42% out of total ADRs.

S.no	Body System	ADRs	ADRs %
1	CNS	Vomiting, Nausea, dizziness, insomnia, vomiting, headache, anxiety, sleep disturbance	32.14
2	G.I.T	Dyspepsia, Stomach pain, loss of appetite, Difficulty in motion pass, Abdominal pain, constipation	21.42
3	Urinary System	Urinary tract infection, swelling	7.14
4	Respiratory System	Difficulty in breathing, cough,	7.14
5	Excretory System	fluid, disturbance, electrolyte imbalance	7.14
6	C.V.S.	Chest, pain, hypertension, hypotension, Systolic dysfunction.	14.28

7	Others	Skin rushes, Swelling, leg pain	10.71
		Total	100%

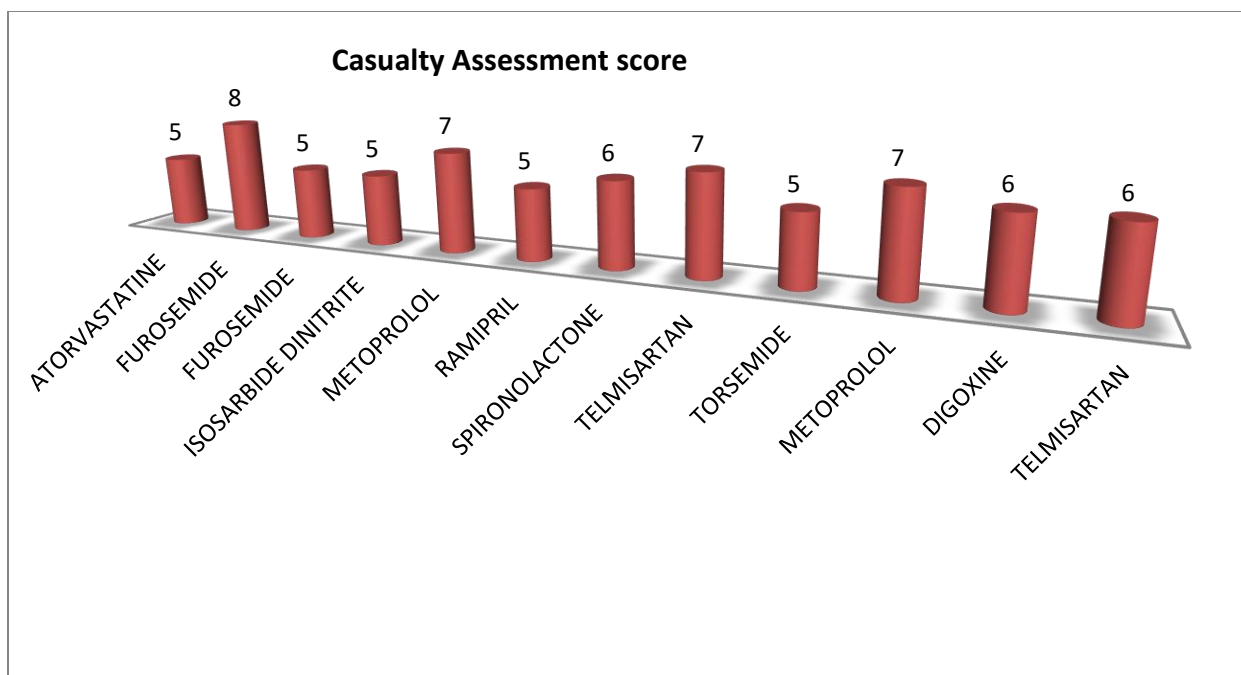
**Table 3: Distribution of ADRs according to body system**

But there are some variations in the results which show there are some new outcomes in comparisons of the previous data. The most important reason behind these variation does not mean that the some contradiction in previous studies but indirectly they are in quite support for my study. The side effect experienced by Spironolactone was swelling, hypotension, and systolic dysfunction.

Lastly just after the analysis of all result this was the outcome of whole study was seen according to Naranjo scale we found that the maximum possible and probable adverse drug reaction were shown on Furosemide as well as for Digoxin, Spironolactone too. it was also be very clearly appreciated in table No.04 & Fig. No.7

S.no	Drug	Nranjo's score	Inference
1	AMLODIPINE	7	PROBABLE
2	ATORVASTATINE	5	PROBABLE
3	FUROSEMIDE	8	PROBABLE
4	FUROSEMIDE	5	PROBABLE
5	ISOSARBIDE DINITRITE	5	PROBABLE
6	METOPROLOL	7	PROBABLE
7	RAMIPRIL	5	PROBABLE
8	SPIRONOLACTONE	6	PROBABLE
9	TELMISARTAN	7	PROBABLE
10	TORSEMIDE	5	PROBABLE
11	METOPROLOL	7	PROBABLE
12	DIGOXINE	6	PROBABLE
13	TELMISARTAN	6	PROBABLE

**Table No.04 ADR distribution in the preview of Naranjo causality assessment scale**



**Figure No. 7ADR distribution in the preview of Naranjo causality assessment scale**

**4. Discussion:** After the data was thoroughly analyzed, it was discovered that there were several differences between the data and the prior data, which led to an extremely unexpected conclusion. Regarding the result's explanation, roughly 40–50% of the results are entirely consistent with the prior body of information. As it is already known that if the data which I have collected fulfils about 50% then it demonstrates that there are many parallels with the already released data which is already shown in the references. Last but not least, following a thorough review of all the data, we discovered that shown on furosemide had the most likely and largest potential for a negative medication reaction. This was determined using the Naranjo scale were same applicable in digoxin, spironolactone. too.

#### **5. Conclusion and Perspectives:**

It may be inferred that while all three medications were well tolerated, furosemide, spiroactone, and digoxine exhibited a greater number of adverse effects. ADRs frequently contribute to sickness in the elderly, according to assessments of this population. It is necessary to take a closer look at these ADRs, and improving intervention will undoubtedly boost patient and medication compliance. For that reason, this study

established baseline data for larger studies to come and determined the significance of prospective ADRs surveillance in pharmacovigilance research.

**Consent:**As per international standards or university standards, patient(s) written consent has been collected and preserved by the author(s).

**Ethical approval:**The study was conducted after receiving approval from Ethics Committee (Reference number-IEC/2024/4355.)

**Disclaimer (Artificial intelligence)**

**Option 1:**

Author(s) hereby declare that NO generative AI technologies such as Large Language Models (ChatGPT, COPILOT, etc.) and text-to-image generators have been used during the writing or editing of this manuscript.

#### References:

1. Brent T, Sebastiana K. The burden and risk factors for adverse drug events in older patients- a prospective cross-sectional study.SAMJ. 2006;96,1255-1259.
2. Evan L T, Paul M. Claim based algorithms for identifying Medicare beneficiaries at high estimated risk for coronary heart diseases events: a cross-sectional study.BMC health service research.2014;14:195, 2-10.
3. Mande A, Pallavi K, John Wesley K. Clinical study on the therapeutic management of angina pectoris and to study the impact of patient counselling.International Journal of Phytopharmacology. 2013;4(1),1-7.
4. Romula Moreira dosS,Ivana Maria Fehine S, 'et al'."drug use by elderly inpatient of a philanthropic hos".BJPS. 2011;47,391-397.
5. Shrestha RK, Khan GM. Study of the side effects profile of different antihypertensive drugs among the hypertensive patient.Nepalese heart journal. 2012;9, 26-36.

6. Hussain, A., Aqil, M., Alam, M. S., Khan, M. R., Kapur, P., & Pillai, K. K. A pharmacovigilance study of antihypertensive medicines at a South delhi hospital. *Indian journal of pharmaceutical sciences*, 2009; 71(3), 338–341.
7. Senoj a s, Pillai s, Varghese s, Kurian n, Yesudas j, John J S, & Joseph L R. To monitor the adverse drug reactions associated with the use of antihypertensive agents in a tertiary care hospital in central kerala. *Asian Journal of Pharmaceutical and Clinical Research*, 2024; 17(7), 103–109.
8. Abimbola O. Olowofela , Ambrose O. Isah , A Profile of Adverse Effects of Antihypertensive Medicines in a Tertiary Care Clinic in Nigeria, *Annals of African medicine*, 2017; 16(3): 114–119.
9. Yadav L., Dutta s., Sharma J. 'et al' 'A Pharmacovigilance study to analyze the adverse drug reaction in patient treated with antihypertensive drug in territory care teaching hospitals' *Journal of population therapeutics and clinical pharmacology*, 2024; 31, 4.
10. Roy B., Mohanty S., Prasad A., Pattanayak C., Palit R., The study of adverse drug reactions of antihypertensive medicines in essential hypertension patients in Hi-Tech Medical College and Hospital, Bhubaneswar, Odisha, India, *International journal of basic & clinical pharmacology*. 2019; 8(5):886-891.
11. Sarika G. Paradkar 'et al' 'Drug utilization among hypertensive patients in the outpatient department of medicine in a tertiary care hospital: A cross-sectional study' *Clinical & experimental hypertension*, 2017; (40), 150-154.
12. Rogelio Molina-Gallardo, Nomely S. Aurelien-Cabezas, 'et al' Traditional 'Cardiovascular Risk Factors Associated with Diagonal Earlobe Crease (Frank Sign) in Mexican Adults: Aging, Obesity, Arterial Hypertension, and Being Male Are the Most Important', *International Journal of Hypertension*, 2024; 10, 7.
13. Zahra Elmi Rankohi, Mohammad Shabanian , Donya Maleki. Oral Manifestations of Patients Taking Anti -Hypertensive Medications, Summer And Autumn. 2020; 32,3 – 4.
14. Tahkola A., Korhonen P., 'et al' The impact of antihypertensive treatment initiation on health-related quality of life and cardiovascular risk factor levels: a prospective, interventional study, *BMC cardiovascular disorders*, 2021; 21:444.

15. Gebreyohannes, E.A., Bhagavathula, A.S., Abebe, T.B. *et al.* Adverse effects and non-adherence to antihypertensive medications in University of Gondar Comprehensive Specialized Hospital. *Clin Hypertens* 2019;25, 1.
16. Chandra, S., Kaur, S., Jayabhaye, D., & Ubale, A. Adverse drug reaction monitoring in patients of hypertension at a tertiary care hospital, Aurangabad, Maharashtra, India. *International Journal of Basic & Clinical Pharmacology*, 2021; 10(6), 720–725.
17. Setia M. S. Methodology Series Module 3: Cross-sectional Studies. *Indian journal of dermatology*, 2016; 61(3), 261–264.

UNDER PEER REVIEW