

## Short Research Article

# Experimentation of grate combustion of municipal solid waste in Ouagadougou: Influence of primary and secondary air flow on thermal potential

### ABSTRACT

The present work concerns the study of the influence of combustion air flows on the thermal potential during the combustion of a 2 kg mixture of solid model waste from the city of Ouagadougou. This mixture consists primarily of wood, cardboard and plastic. The prototype model is a natural laterite internal-walled grate furnace. During these investigations, we were interested in the temperature variation measured by 4 thermocouples K1 to K4 placed respectively from the waste bed at the top of the furnace. These variations are considered according to a variable primary and secondary air flow. The maximum primary and secondary airflow is 3000 L/min. Measurements are taken throughout the experiment at a step of 18 seconds and a maximum duration of 3 minutes for each case of flow considered. Maximum temperatures reaching 450 °C are observed following the injection of secondary air only. This is explained by the supply of oxygen making the combustion more complete. The results show that the injection of primary and secondary air at a flow rate of 1500 L/min gives a more stable temperature result, i.e. 362,18 °C 186,82 °C 109,27 °C 72,41 °C respectively for the thermocouples K1, K2, K3, K4. An increase in the primary and secondary air flow to a maximum of 3000 L/min leads to a drop in temperatures due to the dilute internal atmosphere. These results allow to set the optimal operating parameters of the furnace in order to produce more heat for its recovery into electricity through a heat exchanger and a steam turbine.

**Keywords:** Air Flow, Combustion, Grate furnace, Thermal potential, Thermocouple

### 1. INTRODUCTION

Many developing cities face a major challenge when it comes to municipal solid waste management, including Ouagadougou. The rapid increase in population and increasing urbanization accentuate the amount of waste produced in this city. Grate combustion is a promising solution for reducing the volume of waste while producing energy among the different waste management approaches. According to Onibokun (2002), this method offers significant benefits in terms of efficient waste treatment and the reduction of environmental consequences related to other methods, such as landfilling, which can lead to pollution and public health problems (Onibokun, 2002) [2].

The objective of this study is to represent the combustion of municipal solid waste in Ouagadougou, with a focus on the impact of primary and secondary air flows on the thermal

potential incurred. According to NZIHOU (2021), a study on waste combustion in Ouagadougou showed that the proper design of incineration systems, including airflow control, is essential to improve thermal performance and minimize harmful emissions. It is essential to improve combustion efficiency, reduce pollutant emissions and maximize energy recovery by optimizing these airflows. Based on previous research, it has been proven that dividing air into primary and secondary streams can greatly improve combustion efficiency and reduce emissions of pollutants such as CO and NOx (Tang et al., 2023) [4]. For example, a study conducted by the IPCC (2006) indicated that optimal combustion conditions, characterized by well-regulated airflows, lead to a significant reduction in emissions of dioxins and furans, which are hazardous by-products of incineration.

Using simulation methods and experimental tests, this study aims to provide valuable data on the optimal combustion conditions for Ouagadougou's waste. By exploring the complex interactions between airflows and the combustion process, we hope to contribute to more sustainable waste management and renewable energy production, while addressing the environmental challenges facing the city. This research is part of a broader context of research into waste treatment methods that are both efficient and environmentally friendly (NCBI, 2024) [5].

## 2. EXPERIMENTAL DETAILS

### 2.1 The combustible

The physical and chemical properties of solid waste play a crucial role in its management and recovery. In Ouagadougou, the average density of waste is estimated at 0.57 kg/L, which has significant repercussions on its transport and storage (Dessau-Soprin, 2000). A lower density usually implies a larger volume for a given mass, which can affect costs and waste management methods. The following figure shows the proportions of the municipal waste categories in the city of Ouagadougou, considering waste with fine particles [8], [9].

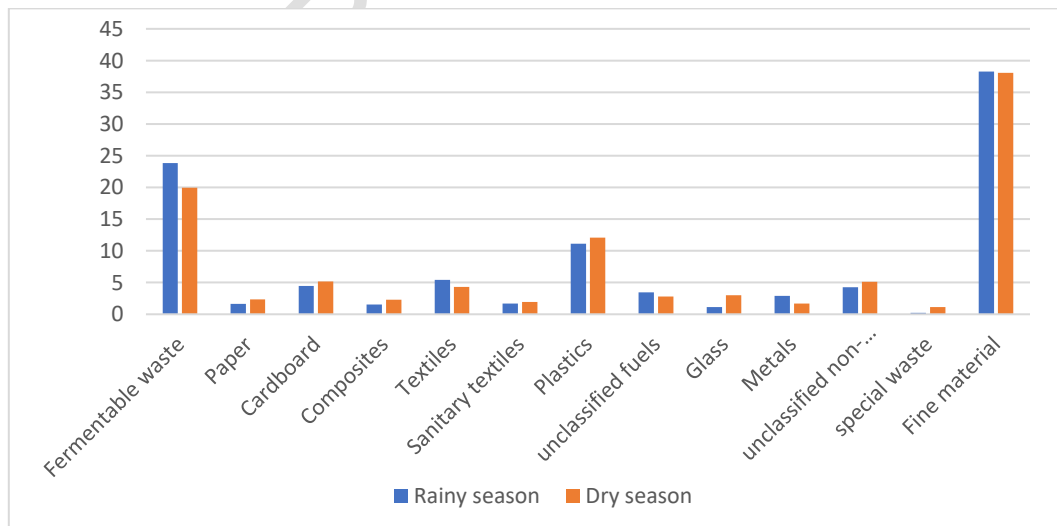
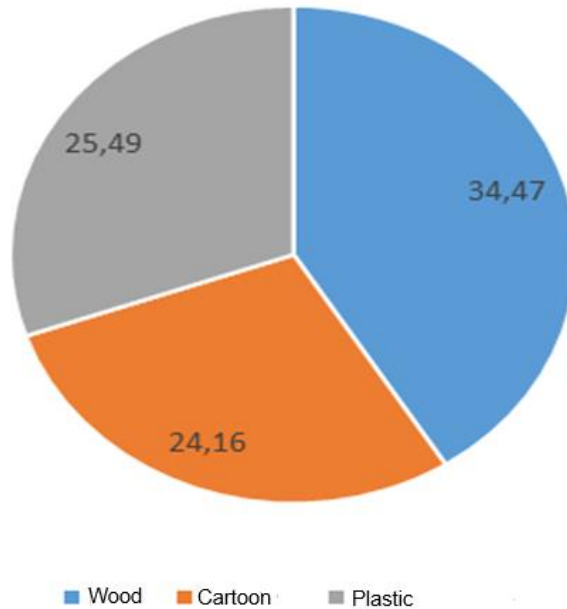


Fig.1. Categories and proportions of municipal waste in the city of Ouagadougous



**Fig.1. Percentage composition of waste in the city of Ouagadougou.**

For the modelling, a number of assumptions are made considering the dry season without fine particles, as it is the longest to arrive at a distribution of solid waste in cardboard, wood and plastic in the table below:

**Table 1. Percentage composition of dry season waste without fine particles**

Waste category	Wood	Cartoon	Plastic	Total
Fermentable waste	32,2			32,2
Paper		3,83		3,83
Cardboard		8,39		8,39
Composites		1,84	1,84	3,68
Textiles		6,97		6,97
Sanitary textiles		3,13		3,13
Plastics			19,54	19,54
Unclassified fuels	2,27		2,27	4,54
Glass				4,85
Metals				2,77
Unclassified fuels				8,27
Special waste			1,84	1,84
Fine materials	-	-	-	-
<b>Total</b>	<b>34,47</b>	<b>24,16</b>	<b>25,49</b>	<b>84,12</b>

Thus, for the experiment, a quantity of 2 kg of waste was used, as shown in the table below:

**Table 2. Quantity of material to be burned according to the proportions**

Matter	Proportion in Kilogram (kg)

Wood	0,82
Cardboard	0,57
Plastic	0,61
Total	2

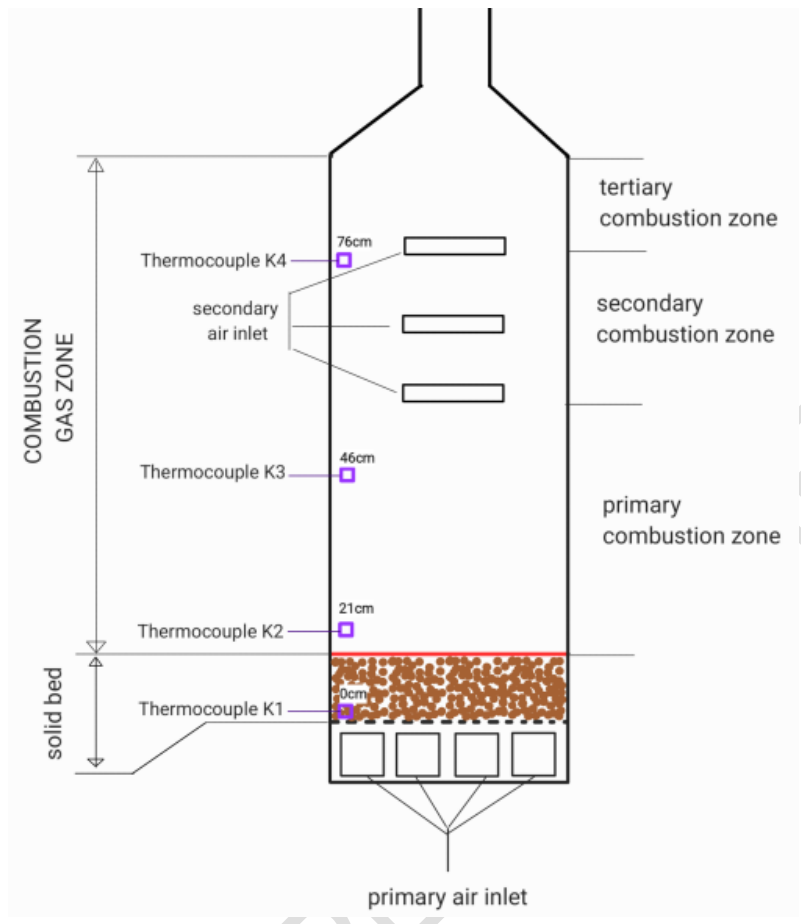


**Fig.2: Weighing Wood, Cardboard and Plastic and Mixing**

## **2.2 Oven Model Overview**

The dimensions of the furnace are quite average, in the sense that we consider the raw material to be incinerated, which is municipal solid waste, to be available or in variable quantities.

The outer wall is made of 6 mm iron. The inner wall is made of natural clay pottery following the results of our previous work on the study of heat transfer in a centimeter kiln with a fixed bed with pottery walls which shows that natural laterite tends to retain heat inside the kiln [Arnaud et al],[10].



**Fig 3 : Principle of furnace modeling**

This figure gives an idea of the dimensions of the different parts of the fixed-bed rack kiln to be built. The kiln consists mainly of two parts. The first part is the ash recovery cage. It forms the base or lower part of the oven. The second part is the combustion cylinder where we will observe the combustion and exhaust of the fumes and flue gases.

Various ancillary equipment is also materialized and installed. These are:

- thermocouples K type,
- Arduino microcontroller kit,
- Primary and secondary air blower,

This equipment will be used to monitor and collect information on the incineration process.



**Fig.4 Image of the prototype**

## **2.2 Parameter studied and experimental procedure**

The primary air is blown under the grate evenly. This allows to control the amount of incoming air and to optimize the combustion conditions (Techniques de l'Ingénieur). In addition, secondary air will be injected above the grate to improve the combustion of residual gases (AET, 2024) (AET. (2024). AET Combustion System, AET-Biograte Grate.]

The experiment consists of studying the impact of primary and secondary air flows on the combustion of municipal solid waste in the pottery-walled grate incinerator. For this purpose, 2 kg of waste, as showed in Table 2, is mixed and placed on the kiln grate. Then, an experimental device simulating the conditions of combustion in the grate is set up. Combustion is carried out at variable primary (supplied under the grate) and secondary (blown above the grate) air flows, in order to observe their influence on thermal efficiency. Measurements are taken throughout the experiment at an 18-second step, including temperature and airflow. Each case of manipulation lasts 3 minutes before moving on to the

next step, from the injection of primary air to the injection of secondary and primary air simultaneously. This approach helps determine the optimal conditions to maximize energy efficiency.

### 3. RESULTS AND DISCUSSION

#### 3.1 Influence of primary airflow

Primary air is introduced into the combustion chamber to provide the oxygen needed for the chemical reaction of combustion. Primary air is used to control flame stability and NOx reduction [12]. According to Dessau-Soprin (2000), adequate primary airflow is essential to ensure complete and efficient combustion. Excess primary air can lead to heat losses, while insufficient air can cause incomplete combustion, resulting in emissions of pollutants such as carbon monoxide (CO) and unburned hydrocarbons [13].

The figure below shows us the initiation of combustion and the overall behavior of the process. Only the primary air inlet valve is open and the flow rate is set to half the capacity of the blower, i.e. 1500 L/min. In 3 minutes of operation, the results show a maximum temperature of 69.5 °C at the K2 thermocouple just above the combustion bed and a minimum temperature of 0 °C at the K1 thermocouple which is below the waste bed. This is because combustion is in full swing and the air blowing cools the lower part before reaching the upper surface.

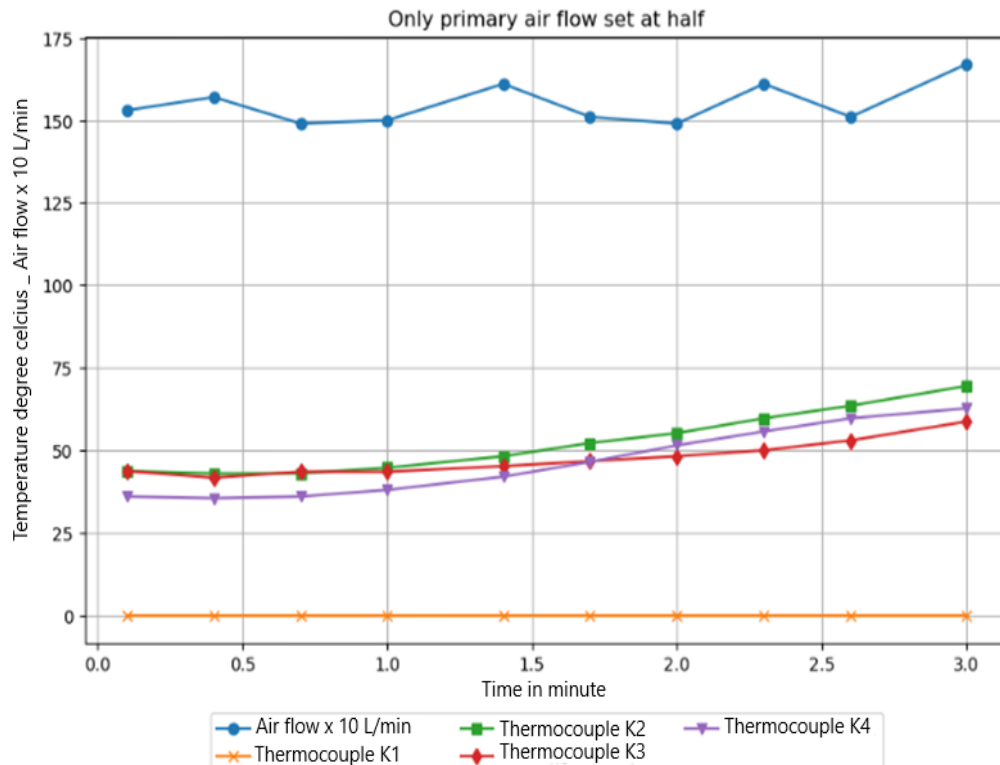
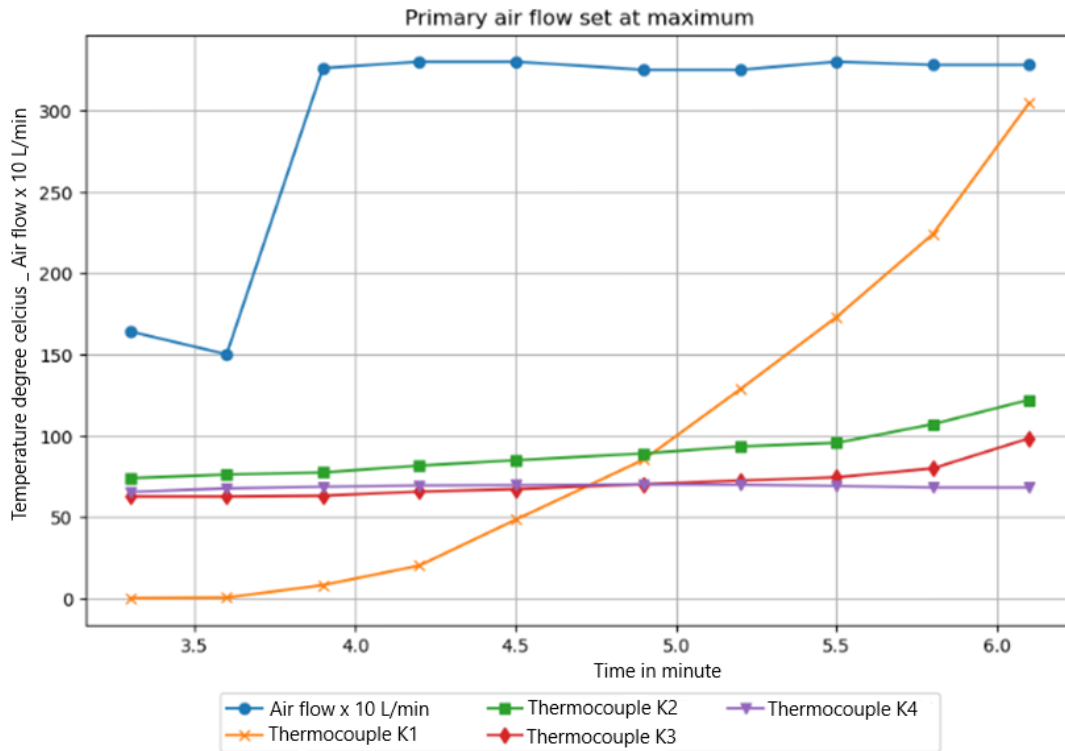


Fig.5. Temperature evolution from the primary air flow set at half

From the 3rd minute the primary air flow is set to the maximum, i.e. 3000 L/min and only the primary air valve is opened. In 3 minutes, a continuous increase in temperature is observed and reaches a maximum of 304.7 °C at the K1 thermocouple and 122 °C, 98.3 °C, 68 °C at the K2, K3, K4 thermocouple, respectively (See figure 7).

These results show us the importance of the quantity of primary air for the increase in the thermal potential inside the combustion chamber.

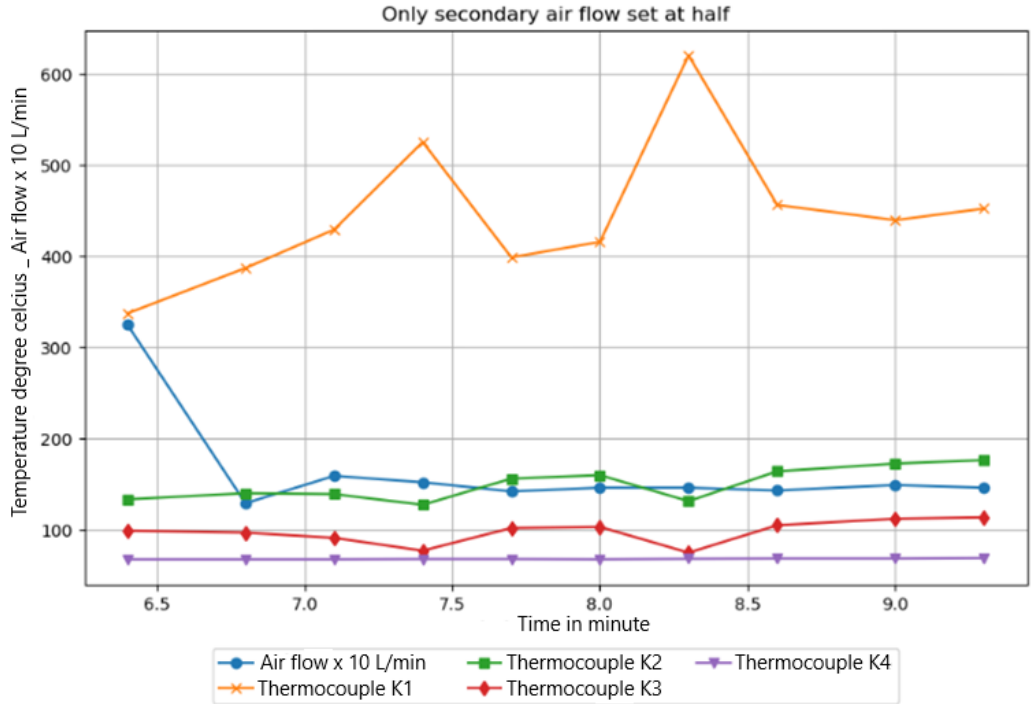


**Fig.6. Temperature evolution from the primary air flow set to maximum**

### 3.2 Influence of secondary airflow

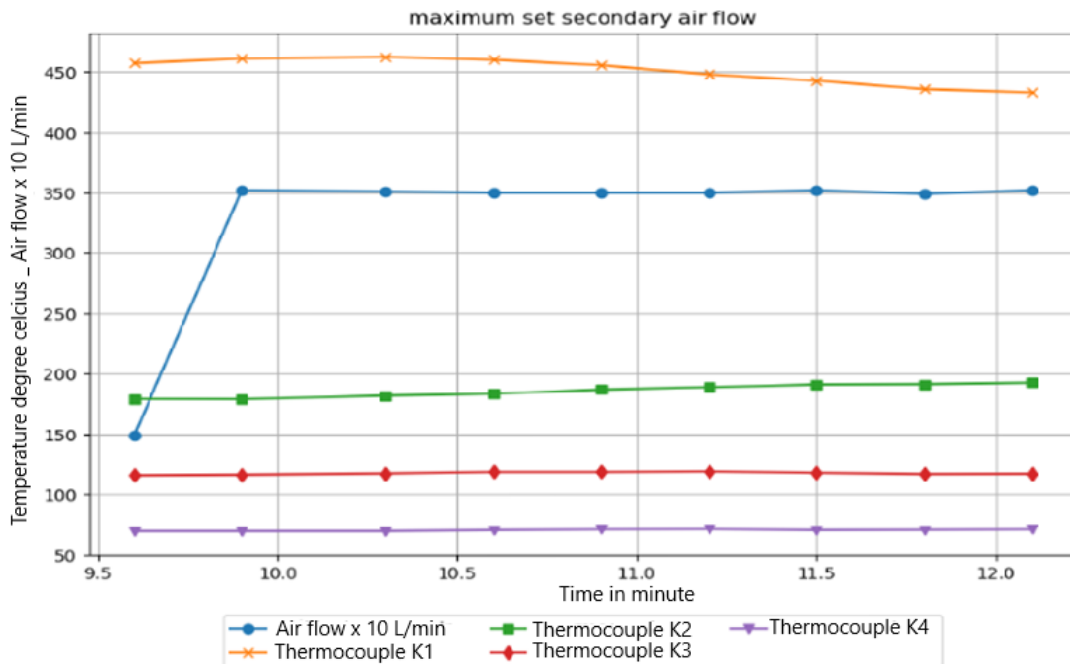
Secondary air is usually provided to compensate for the unreacted primary air. It is generally said that it is a supplement of air that must be supplied to ensure the complete combustion of the fuel. In order to assess only the effect of secondary air, the primary air valve remained closed after the 6th minute and the secondary air valve was open. The figures below illustrate the results under different secondary air flows.

The results in Figure 8 show a rise in temperature to a maximum of 620.2 °C at the K1 thermocouple and 131.3 °C, 74.8 °C, 68 °C at the K2, K3 and K4 thermocouple, respectively.



**Fig.7. Temperature evolution from the half-set secondary air flow**

Figure 9 showing the injection of the maximum air flow 3000 L/min, illustrates a stability of the maximum temperature around 460 °C after the 9th minute of combustion and respectively 183 °C, 118 °C, 70 °C for the K2, K3 and K4 thermocouples. In short, there is a slight increase in temperature in the maximum flow rate of secondary air injected.



**Figure 8. Temperature evolution from the maximum set secondary air flow**

### 3.2 Comparison of the effects of primary and secondary airflow

From the 12<sup>th</sup> minute, the primary and secondary air valve are opened and the flow rate is set to 1500 l/min. in 3 minutes, the results in figure 10 give an average of 362.18 °C, 186.82 °C, 109.27 °C, 72.41 °C respectively for the thermocouples k1, k2, k3, k4.

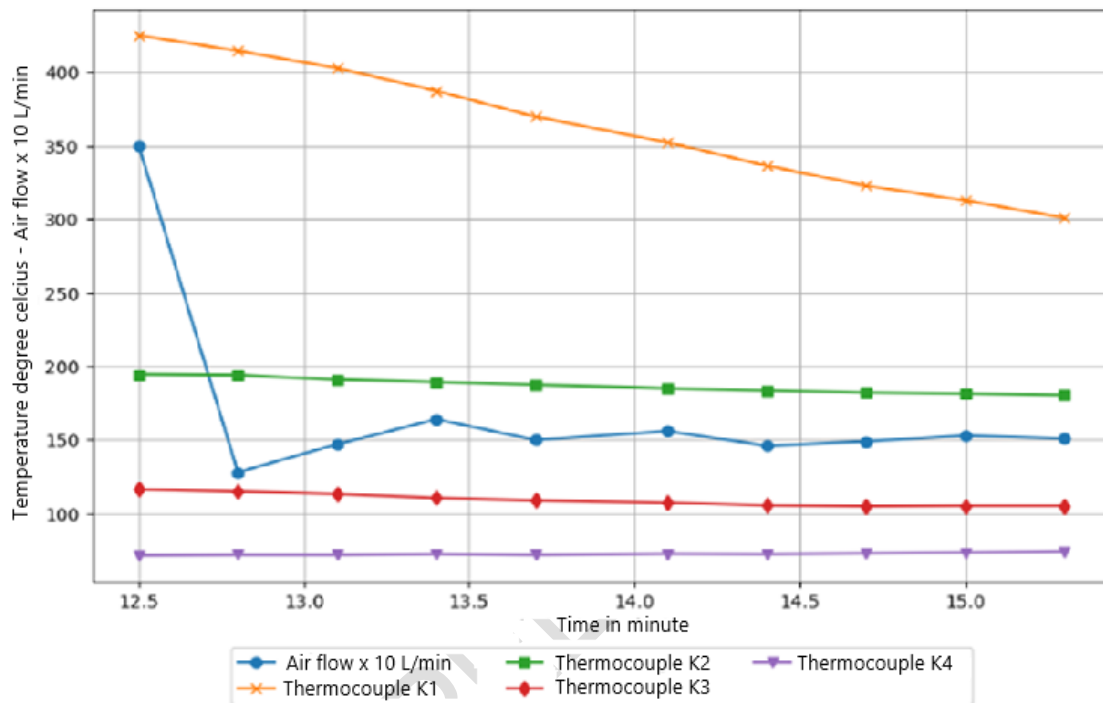
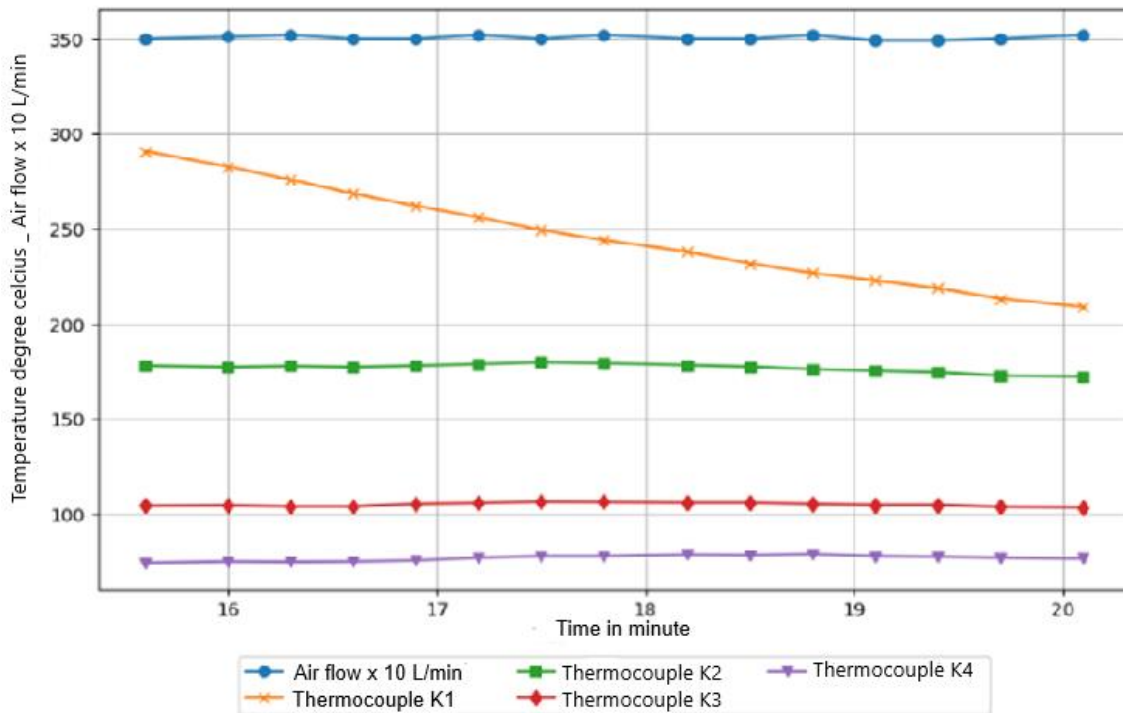


Figure 9. Temperature evolution from the half-set primary and secondary air flow

From the 15<sup>th</sup> minute, the primary and secondary air flow is set to a maximum of 3000 L/min and the results show us in Figure 11 a drop in the temperature of all the thermocouples. An average of 246 °C, 177 °C, 105 °C and 77 °C was observed respectively for the K1, K2, K3 and K4 thermocouples. The increase in secondary air initially leads to an improvement in combustion and then subsequently causes a decrease in the oxygen consumption efficiency due to a cooling of the reactive medium, linked to too much dilution of the flue gases [14].

The injection of primary and secondary air is very important for combustion and an average flow rate of 1500 L/min gives a better thermal potential in the combustion chamber.



**Fig.10. Temperature evolution from the maximum set primary and secondary air flow**

#### 4. CONCLUSION

This study on the influence of primary and secondary air flow on the thermal potential during the combustion of municipal solid waste on a grate was carried out following instrumentation and experimentation on a natural laterite wall furnace. Data collection and analysis shows the importance of primary and secondary air injection. Indeed, the primary and secondary air flow is injected according to a time slot of 3 minutes in order to observe the effect on the internal temperature. Maximum temperatures of up to 450 °C are observed following the injection of secondary air only. This is explained by the supply of oxygen making the combustion more complete. Primary and secondary air injection at a flow rate of 1500 L/min shows a more stable temperature result, i.e. 362.18 °C, 186.82 °C, 109.27 °C, 72.41 °C for thermocouples K1, K2, K3 and K4 respectively. However, the injection of primary and secondary air at a maximum flow rate of 3000 l/min decreases the temperatures. Excess air dilutes the internal atmosphere and creates a depression and regression of temperature.

This work is of interest in the process of thermal recovery or the production of electricity by steam turbines. In the latter case, the thermal potential would be an essential variable for the evaporation of the heat transfer fluid.

Disclaimer (Artificial intelligence)

Option 1:

Author(s) hereby declare that NO generative AI technologies such as Large Language Models (ChatGPT, COPILOT, etc.) and text-to-image generators have been used during the writing or editing of this manuscript.

## REFERENCES

1. Nzihou, J. Improving Municipal Solid Waste Land Filling Disposal Process: Experiments with a Laboratory Scale Rotary Kiln. *Journal of Environmental Protection*, 4, 2013, 753-759. doi: 10.4236/jep.2013.48087.
2. Onibokun AG (ed) *Urban waste management: solutions for Africa*. Karthala Publishing, CRDI, 2002, Paris;
3. Sanfo, S. et al. (2022). Waste Recycling and Repurposing to Address SDG 11 in Burkina Faso: Do Multi-stakeholder Platforms Matter?. In: Croese, S., Parnell, S. (eds) *Localizing the SDGs in African Cities*. Sustainable Development Goals Series. Springer, Cham. [https://doi.org/10.1007/978-3-030-95979-1\\_6](https://doi.org/10.1007/978-3-030-95979-1_6)
4. Jian Tang, Jiabin Zhuang, Loai Aljerf, Heng Xia, Tianzheng Wang , Bingyin Gao, Numerical simulation modelling on whole municipal solid waste incineration process by coupling multiple software for the analysis of grate speed and air volume ratio, *Process Safety and Environmental Protection*, Volume 176, August 2023, Pages 506-527
5. National Research Council (US) Committee on Health Effects of Waste Incineration. Washington (DC): National Academies Press (US); 2000.
6. Y. Menard. Modeling of household waste incineration on a grid and thermodynamic approach to the behavior of heavy metals. *Engineering sciences [physics]*. National Institute, Polytechnic of Lorraine - INPL, 2003. French.
7. NZIHOU, J. F. Modeling of a rotating thermal furnace: influence of operating parameters on thermal performance and pollutant emissions in an incinerator. Thesis 2005;
8. Haro, K., Ouarma, I., Nana, B., Bere, A. and Koulidiati, J. Characterization and Potential Recovery of Household Solid Waste in the City of Ouagadougou (Burkina Faso). *Journal of Environmental Protection*, 9, 2018, 309-324.
9. Spinato S. Lecompte D. Vieille-Cessay C. Dango L. Mouchine R. Cote F. L. Waste characterization report at the household level and public and private infrastructures of the Arrondissements of Sig-Nonghin and Bogodogo. Municipality of Ouagadougou. June 2011. 68p.
10. Arnaud R. A.A Valea, Seydou Ouedraogo , Jean Fidèle Nzihou, « Study of Heat Transfer in a Fixed Bed Centimeter Furnace with Pottery Walls: The Case of Natural Laterite and Kaolinic Laterite » *International Journal of Membrane Science and*

11. Prabir Basu, Combustion and gazification in fluidized beds, 2006 by Taylor & Francis Group.
12. THE JOHN ZINK HAMWORTHY COMBUSTION HANDBOOK SECOND EDITION; Volume 3 Application, Charles E. Baukal, Jr
13. AET, Biomass Combustion System – Projection Fireplace with Moving Grate, 2024
14. Salifou K. Ouiminga, Thomas Rogaume, Tizane Daho, Samuel Ouoba, Jean Koulidiati. Modeling the combustion of a mixture of cellulosic and plastic materials in a potter's kiln: Influence of primary and secondary air flow rates on NO, CO<sub>2</sub> and O<sub>2</sub> emissions. J. Soc. Ouest-Afr. Chim. (2012) 034; 57-70
15. Teixeira, S., et al., Prospective application of municipal solid wastes for energy production in Portugal. Energy Policy (2014), <http://dx.doi.org/10.1016/j.enpol.2014.04.002i>
16. Jung, C.H., Matsuto, T., Tanaka, N., Okada, T. Metal distribution in incineration residues of municipal solid waste. Waste Manag 24 (4), 2004, 381–391.
17. N. Berour, "Modeling of heat transfer by radiation, conduction and convection: application to glass furnaces", UHP - Université Henri Poincaré, 2005.
18. K. Saito, M. Ohta, "Influence of shape of charged metal and charge composition upon heat absorption by metallic charge in the preheat zone of Cupola", Imono A. vol. 60, No. 5. 1988, pp. 307-312.
19. Chukwumanya E O., Ihueze C C and Chukwuma E C., "Theoretical design of a non-energy recovery incinerator for awka municipality" Journal of Engineering and Applied Sciences13, 2018, pp. 154-166.
20. Hamidou S., Nzihou J F., Bouda M., Rogaume T., Koulidiati J, Segda B. G.. " contribution to the evaluation of the lower calorific value of model waste from developing countries: the case of the combustible fraction of household waste (HW) from Burkina Faso. ». Sciences Struct. Mat. Vol. 1, December 2013 ;
21. Pierre Benard. Analysis and improvement of a centimeter combustion chamber by large-scale simulations. Fluid mechanics [physics.class -ph]. INSA Rouen, 2015. French. ffNNT: 2015ISAM0018ff. fftel-01310811f
22. Jangsawang W., Vallikul P., Fungtammasan B and Kerdsuwan S.. "Effect of secondary air supply rate on the combustion of volatile gas in a controlled-air incinerator". Int. J. Energy Res, 29, 2005, pp. 549–556, DOI: 10.1002/er.1083 ;
23. Tezanou J., Rogaume T., Andzi Barhe T., Richard F., Jabouille F., « Impact of the evolution of the composition of waste household waste on the formation of gaseous pollutants during incineration". Waste – French Industrial Ecology Review- No. 48 - 4th quarter 2007;
24. Shin D., Yub T., Yang W., Jeon B., Park S., Hwang J. « Combustion characteristics of simulated gas fuel in a 30 kg/h scale pyrolysis-melting incinerator ». Elsevier Waste Management 28, 2008, 2422–2427.
25. Dessau-Soprin. Estimation of solid waste production in the city of Ouagadougou, .2000.