

# A COMPARATIVE STUDY OF THE PHYSIO-MECHANICAL PROPERTIES OF IRON FILLINGS AND MILD STEEL CHIPS IN REINFORCED PARTICLEBOARD

## ABSTRACT

*This study compared the physio-mechanical characteristics of mild steel chips and iron fillings on sawdust-produced particleboard to regular particleboard made from sawdust alone, using identical production conditions. Particle board was made using 1.18mm sawdust, 3mm mild steel chips, and iron filler with diameters of 0.15mm, 0.425mm, 0.6mm, 1.18mm, and 2.0mm. 70g of sawdust, 40g of iron fillings, and 40g of mild steel chips were used in the production process. 50ml urea formaldehyde was used as a binder. The atomic absorption spectroscopy was determined for iron fillings and mild steel chips. Particleboards were produced at a temperature of 160°C and a pressure of 20 tons for 15 minutes. Mechanical property tested indicates that particleboard containing iron filings has a lower **Modulus of rupture (MOR)** because the size of the iron filings in the particleboard reduces as the MOR increases. The particle size of iron filling with the value of 2.0mm had the least MOR of 3.99mpa/m<sup>2</sup> in iron filling samples. The MOR of Mild steel chips was higher compared to all the samples analyzed. **Modulus of Elasticity (MOE)** of particleboard produced from iron filings increases as the particle sizes of iron filings increases. The samples containing iron filings alone showed the highest MOE of 244.89 MPa/m<sup>2</sup> for 2.0 mm particle board, while the ones containing mild steel chips had the highest MOE of 282.82 MPa/m<sup>2</sup> across all samples, suggesting their strength as reinforcement. The rate of water absorption and thickness of swell of particleboard produced from iron filings increases as the size of the iron fillings increase.*

**Keywords:** Modulus of rupture, Physio-mechanical properties, Urea formaldehyde, Sawdust, Mild steel chips, Iron fillings.

## 1.0 INTRODUCTION

Waste utilization is a desirable substitute since it achieves resource conservation while lowering or even eliminating disposal costs and any pollution issues[1-3]. Energy and environmental issues must be incorporated with the utilization plan in order to optimize the usage of available resources[4]. Preserving natural aggregate is crucial to ensuring that future generations will have access to sufficient resources[5-6]. Reusing solid waste to partially replace aggregate reduces the

need to harvest natural raw materials, which in turn saves landfill space[7-9]. Researchers and industries are looking for alternative raw materials for composite manufacture, like wood residues and agricultural waste, to replace traditional wood due to the depletion of natural resources and rising demand for wood and wood-based components[10-13]. The wood-based production industry now faces new challenges in optimizing the use of available wood and other lignocellulosic raw materials, recycling and reusing wood and wood-based composites[14-17]. There is a great need for alternative resources because of the expanding environmental concerns and new laws that encourage the cascading use of natural resources[18-19]. The scarcity of wood on the local market is a challenge for numerous companies and manufacturers of wood and wood-derived products, leading to intense competition among these industries[20]. The increasing production capacity that results in more supply in response to the rising demand will make this competition more and more severe. The price of timber could be influenced by a variety of arbitrary circumstances at any given time, which would raise the timber market's cost[21]. The raw material handling practices used by the wood-based panel industry are rather flexible because of regional variations in the availability of wood or the constantly fluctuating condition of wood raw materials[10, 13, 17, 22-24]. Furthermore, there has been a notable global growth in demand for wood, which was previously only utilized to manufacture wood-based panels, from other wood-based businesses and the energy industry[25-28]. The aforementioned constraints have compelled the wood-based industry to adopt alternative raw resources, such as reclaimed wood and other forest-based material, and to optimize technological manufacturing processes to ensure a stable level of quality[29-31].

Particleboards are among the most important value-added panel products for the wood-based sector because of their wide range of applications[32-33]. Particleboard manufacturing can use lower-quality raw materials than the pulp and paper sector or building[34-35]. For the sake of the environment, proper waste management is crucial, especially with regard to wood and wood-based byproducts[36-38]. One potential solution to mitigate the anticipated decline in the technical qualities of the boards resulting from the incorporation of different lignocellulosic raw materials is to add more binder[39-42]. The type and concentration of resin employed are important factors in determining the right properties and intended uses of particleboard binding[43-44].

If the board must have a high degree of water resistance, replace UF with a different resin, such as PF (phenol-formaldehyde) or PMDI (polymeric 4,4'-methylenediphenyl isocyanate)[45-46]. This is standard practice when working with particles and will guarantee optimal bonding and strength parameters. The utilization of substitute raw materials not only reduces the cost of producing panels but also contributes to the sustainable management of leftover forest biomass that isn't being put to better use[10, 47-48].

The sawdust, wood chips, shavings, pulp, and other wastes from sawmill operations, together with bark, harvested and generated wastes, and unprocessed sawmill by-products, are some examples of replacement raw materials[12, 36, 49]. Wood leftovers and byproducts are being used increasingly extensively in industry to make wood-based panels, which is justified by the growing shortage of wood raw materials like roundwood and full-value wood[22, 50-

51]. Particleboards can be made from one or more replacement raw resources, such as post-consumer wood, wood from fruit trees, and wood from urban greenery, crushed into lignocellulosic particles[13, 52]. One practical way to produce boards fit for furniture and interior uses is to recycle debris from building and demolition into residual medium density fiberboard (MDF), particleboard, cardboard, and plywood[53]. Particle board primarily composed of wood chips or fragments mixed with a suitable binder (such as synthetic resin) and heated to high pressure in a hot press to fuse together[54-56]. The entire interparticle bond between the particles is formed by the addition of binder, and other materials may have been added afterwards to improve specific features of the production of particleboard[57]. The pressing process gives particleboards additional characteristics[58-60]. The qualities of binding that are employed to fuse the materials together during particleboard processing also have an impact on the attributes, in addition to the composition and structure that can be obtained with these elements[14, 61]. Sawdust is a crucial ingredient used in the production of particle board[54, 62]. The capacity of the sawdust size to allow bonding materials to distribute throughout the boards, enhancing the bonding quality, which in turn enhances the mechanical properties of the produced material. Equal mechanical qualities are maintained throughout the created board due to the size, which permits easy and equal spreading with additional material[63]. Traditional synthetic adhesives used in the production of wood-based panels include urea, formaldehyde, phenol, melamine, and others[64-67]. These adhesives are made from materials obtained from petroleum[68]. Addition of thermosetting resin treatment to wood (sawdust) and other particles improves the mechanical characteristics of particleboards[69].

## **2.0 MATERIALS AND METHOD**

### **2.1 Materials & Equipment**

Sawdust of 1.18mm diameter, Urea formaldehyde resin, Iron fillings of sizes 0.15mm, 0.425mm, 0.6mm, 1.18mm, 2.0mm respectively and Mild steel chip of 3mm thickness, metal mold of dimension 12cm × 10cm × 3cm, a digital multi-thermometer of temperature range (-50 to 300°C), Water used for testing water absorption and thickness of swelling, and urea formaldehyde. Schmidt hammer for testing the compressive strength of the particleboard, Artist saw used for cutting of the particleboard, the universal testing machine (500 tons) for testing the breaking load (KN) of the specimen, Vernier caliper used for obtaining the thickness of the particleboard, digital weighing balance and an electronic multi thermometer. Figure 1, Figure 2 and Figure 3 represents samples of iron filings, samples of sawdust and Schmidt hammer respectively.



**Fig 1: Iron filings sample**



**Fig 2: Sawdust sample**



**Fig 3: Schmidt Hammer**

## **2.2 Method**

### **2.2.1 Collection of raw materials**

The raw materials used were sawdust, iron fillings, mild steel chips and urea formaldehyde. The sawdust used for the investigation was obtained directly from a sawmill factory after which it was dried in an open air to remove the moisture content to about 6% [70-71]. The saw dust was sieved to obtain a particle size of 1.18mm using a sieve of 1.18mm in Civil Engineering Department of Michael Okpara University of Agriculture [72]. The required quantity saw dust weight were weighed in the weighing balance to obtain 800g of sawdust after which it was kept in a cool dry place. The mild steel chips used for the study was obtained from the mechanical engineering workshop after machining the mild steel shaft of 25mm diameter with a feed of 3mm to avoid obtaining a rusted chip. The steel chips were weighed to obtain 100g. the iron fillings used were also obtained from the workshop using a chip gotten after machining a sample of 25mm diameter sample. The iron fillings were sieved to obtain a particle size of 0.15mm, 0.425mm, 0.6mm, 1.18mm and 2.0mm respectively using the corresponding sieve size. The iron filling was weighed to obtain 60g for each particle size obtained. Figure 4 and Figure 5 represents weighted sawdust sample and weighted iron filings sample.



**Fig 4: Weighted Sawdust sample**



**Fig 5: Weighted Iron filings sample**

### **2.2.2 Determination of the atomic absorption spectroscopy (AAS) of iron filings and mild steel chips**

The determination of the atomic absorption spectroscopy was carried out with the aim of determining the chemical elements constituent in the iron filings and mild steel chip. 10g of the prepared samples of iron filings and mild steel chips were measured respectively. Each of the samples were put in two different beakers and mixed with about 50ml of concentrated nitric acid ( $\text{HNO}_3$ ) and perchloric acid. The mixture was put in the fume cupboard digester model ISOCIDE (Frontier Junior) for further digestion for about 24hrs. The digested particles are further taken to the spectrophotometer where it was atomized and the chemical element composition were picked up by the cathode lamps. Figure 6 represents the atomic absorption spectroscopy setup.



**Figure 6: Atomic absorption spectroscopy (AAS) setup**

### **2.2.3 Urea formaldehyde**

The urea formaldehyde resin that was used as the binding agent was prepared in the department of Chemistry Michael Okpara University of Agriculture. The raw material used in this preparation were 100g of Urea, 200g of Formaldehyde, 80g of Sodium hydroxide, 100ml of Acetic acid 100ml and Distilled water. The urea formaldehyde was prepared by adjusting the pH scale of 200g formaldehyde (38%) to 7.5 with an aqueous solution of sodium hydroxide NaOH (10%) and 100g urea was added. The mixture was stirred and heated with reflux for 1½ hours. Then about 30ml of water was distilled off to obtain a resin of 60% solids and 2.5% free formaldehyde. Thus, obtain liquid resin was treated with 0.3N acetic acid to Ph of 4.0 and cured under reflux for the purpose of proper dissolution of urea particles, this was done for additional 2 hours. A gelled product was found and was dried at about 45°C for 1hr to remove the moisture content after which it was kept in at room temperature.

#### 2.2.4 production of particleboard

Seven distinct containers were filled with precisely measured 70g of the processed sawdust, in preparation for the blending operation. A laboratory beaker was used to measure 50ml of urea formaldehyde into seven distinct plastic containers. 40g of each of the iron fillings with sizes (0.15mm, 0.425mm, 0.6mm, 1.18mm and 2.0mm) respectively were measured and kept ready for blending. 40g of the mild steel chips were also measured and kept ready for blending. Prior to the production process, 50ml of urea formaldehyde and 70g of sawdust were carefully combined to improve uniformity. The mixture was spread out on a metal mold measuring 12 cm by 10 cm by 3 cm. The mold was covered with aluminum foil to make removal easier and prevent the particleboard from burning, which was a crucial feature due to the foil's high heat resistance. Sawdust was placed between the metal mold and covered with folded aluminum foil. A mechanical stirrer was used to completely mix 70g of the prepared sawdust and 50ml of urea formaldehyde with each of the determined iron filler particle sizes. The 40g mild steel chip was also combined with 50ml of urea formaldehyde resin and used to reinforce one of the 70g sawdust. For every sample, the mixing of the iron filler and 70g of sawdust was repeated. Every generated sample was dispersed throughout the atmosphere for a further three hours of drying. Ultimately, the resulting particleboard was stored for testing. Figure 7 shows the produced samples of particleboard.



**Fig 7: Produced particleboard**

## 2.2.5 Produced particleboard testing methods

### 2.2.5.1 Compressive strength

The compressive strength of the particleboards produced above was determined using the Schmidt hammer. The manufactured boards were cut into a rectangular shape of dimensions 50mm x 60mm and the thickness of each sample were measured and recorded. The prepared samples were fixed on a grip and the Schmidt hammer was used to indent on the surface of the board and the rebound number was noted and recorded, the corresponding compressive strength was read off from the rebound chart.

### 2.2.5.2 Tensile strength

The tensile strength of the particleboards produced above was determined using the universal testing machine (UTM). A sample with a 50 x 60 mm rectangular form was placed in the grip of a universal testing machine with a 500-ton capacity, and it was then automatically loaded from the computer. The graph of load/ extension was plotted on the computer interface after which it was extracted for evaluation.

### 2.2.5.3 Modulus of rupture (MOR)

The modulus of rupture is a crucial mechanical property of particleboard that influences its ability to burst when a load is applied. This was derived using each sample's failure load value that was found. as a consequence, applying the formula;

$$MOR = \frac{3PL}{2bd^2}$$

Where;

$P$  = Failure load (N)

$L$  = The board span between the machine support

$b$  = Width of the board sample (mm)

$d$  = Thickness of the board sample (mm)

### 2.2.5.4 Water absorption test

A top-loading digital weighing balance was used to weigh a sample of each particleboard that was manufactured. The samples were immersed in water for 24 hours before being weighed. The percentage that indicates the water absorption is the weight difference relative to the sample's initial weight. For every newly established board, this procedure was carried out.

$$\text{Water absorption} = \frac{W_2 - W_1}{W_1} \times \frac{100}{1}$$

Where;

$W_1$  = Weight of sample before soaking

$W_2 =$  *Weight of sample after soaking*

#### **2.2.5.5 Thickness swelling test**

The Veneer Caliper was used to measure the thickness of each created board both before and after it was soaked in water for 24 hours. The thickness swell, which was calculated for each of the above-formed boards, is the ratio of the variations in thickness to the sample's initial thickness represented as a percentage.

$$\text{Thickness swell} = \frac{T_2 - T_1}{T_1} \times \frac{100}{1}$$

Where;

$T_1 =$  *Thickness of sample before soaking*

$T_2 =$  *Thickness of sample after soaking*

#### **2.2.5.6 Density test**

The density of a particleboard is one the important parameters to be determined and the targeted value is between 0.6 to 0.8g/cm<sup>3</sup>. The density was determined by dividing the mass of the board sample before soaking, by the volume of the sample. This complies with ANSI A208.1-1999, the American National Standard Institute's code. The aim is to produce standard board particles with densities ranging from 37ib/ft<sup>3</sup> to 50ib/ft<sup>3</sup> which is equivalent to 0.6g/cm<sup>3</sup> to 0.8g/cm<sup>3</sup>.

$$\text{Density} = \frac{\text{mass}}{\text{volume}}$$

Where;

*Volume of sample (cm<sup>3</sup>) = length × width × thickness*

*Mass (g) = mass of sample before soaking in water*

### 3.0 RESULTS AND DISCUSSION

#### 3.1 Results

**Table 1: Chemical compositions of Iron fillings and Mild steel Chips (%)**

Elements	Iron fillings	Mild steel chip
Ca	2.001	6.802
CaO	3.80	9.516
Mg	0.973	1.763
MgO	1.613	2.923
LOi	1.48	6.34
K	1.25	1.425
K <sub>2</sub> O	1.506	1.717
Na	5.525	5.425
NaO	7.45	7.313
Fe	11.08	12.07
Fe <sub>2</sub> O <sub>3</sub>	15.73	17.14
Zn	11.21	15.54
Zn <sub>2</sub> O	13.95	22.46
MC	0.96	2.34
Pb	4.71	4.58
Mn	6.08	6.02

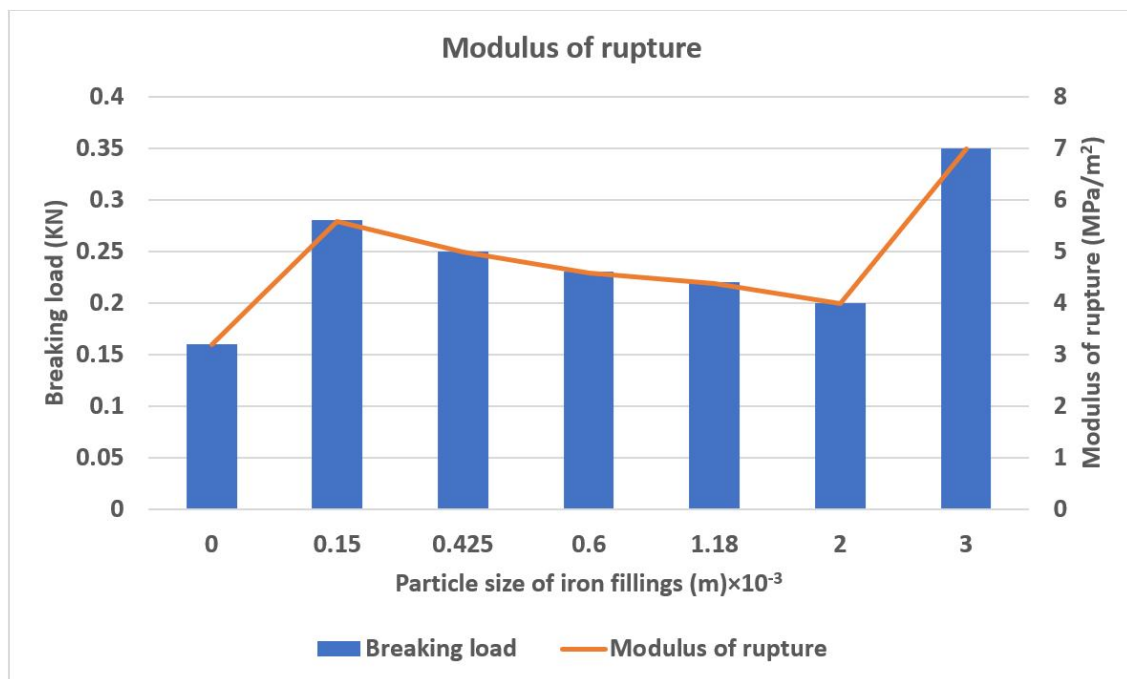
**Table 2: The dimensions of the tested sample**

Mat	Particle size of iron fillings (m)×10 <sup>-3</sup>	Length of the sample (m)	Width of the sample (m)	Thickness of the sample (m)	Cross-sectional area (m)
Sd	0 [Control]	0.06	0.05	0.0095	4.75 × 10 <sup>-4</sup>
	0.15	0.06	0.05	0.0095	4.75 × 10 <sup>-4</sup>
	0.425	0.06	0.05	0.0095	4.75 × 10 <sup>-4</sup>
IF	0.6	0.06	0.05	0.00951	4.75 × 10 <sup>-4</sup>
	1.18	0.06	0.05	0.00952	4.75 × 10 <sup>-4</sup>
	2.0	0.06	0.05	0.009523	4.75 × 10 <sup>-4</sup>
MSc	3.0	0.06	0.05	0.009525	4.75 × 10 <sup>-4</sup>

**Table 3: The modulus of Rupture results for the tested samples**

Mat	Particle size of iron fillings (m)×10 <sup>-3</sup>	Length of the sample [L] (m)	Width of the sample [b] (m)	Depth [d] (m)	Breaking load [P] (KN)	Modulus of rupture (MPa/m <sup>2</sup> )
Sd	0 [control]	0.06	0.05	0.0095	0.16	3.19
	0.15	0.06	0.05	0.0095	0.28	5.58
	0.425	0.06	0.05	0.0095	0.25	4.98
IF	0.6	0.06	0.05	0.00951	0.23	4.58
	1.18	0.06	0.05	0.00952	0.22	4.38
	2.0	0.06	0.05	0.009523	0.20	3.99

MSc	3.0	0.06	0.05	0.009525	0.35	6.98
-----	-----	------	------	----------	------	------



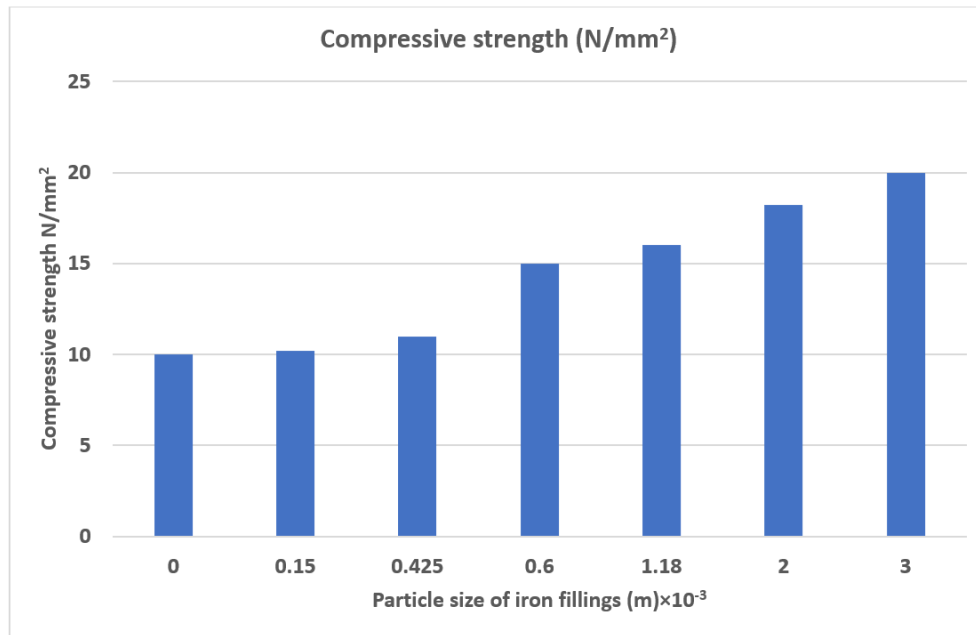
**Fig 8: Modulus of rupture according to applied load**

**Table 4: The density of the tested sample**

Mat	Particle size of iron fillings (m) × 10 <sup>-3</sup>	Weight (g)	Length (cm)	Width (cm)	Thickness (cm)	Volume (cm <sup>3</sup> )	Density (g/cm <sup>3</sup> )
Sd	0 [Control]	20.53	6	5	0.95	28.5	0.72
	0.15	22.21	6	5	0.95	28.5	0.77
	0.425	21.571	6	5	0.95	28.5	0.75
IF	0.6	23.38	6	5	0.951	28.53	0.81
	1.18	24.219	6	5	0.952	28.56	0.84
	2.0	24.20	6	5	0.952	28.56	0.84
MSc	3.0	24.40	6	5	0.952	28.56	0.74

**Table 5: The compressive strength of sizes of iron filings and Mild steel Chip**

Particle size of iron fillings (m) × 10 <sup>-3</sup>	Compressive strength N/mm <sup>2</sup>
0 [Control]	10.00
0.15	10.200
0.425	11.00
0.6	15.00
1.18	16.00
2.0	18.200
3.0 [Mild steel]	20.00



**Fig 9: Compressive strength according to particle size**

**Table 6: Water absorption of the iron filings and Mild steel Chips particleboards**

Mat	Particle size of iron fillings (m)×10 <sup>-3</sup>	Weight before soaking in water (g)	Weight after soaking in water (g)	Water absorption %
Sd	0 [control]	20.53	32.13	56.5
	0.15	22.21	33.10	49
	0.425	21.57	32.2	49.2
IF	0.6	23.38	34.92	49.4
	1.18	24.21	37.12	53.3
	2.0	24.20	37.45	54.75
MSc	3.0 [Mild steel chip]	21.40	33.25	55.57

**Table 7: Thickness of swell of iron filings and mild steel chip particle boards**

Mat	Particle size of iron fillings (m)×10 <sup>-3</sup>	Thickness before soaking in water (mm)	Thickness after soaking in water (mm)	% thickness of swell
Sd	0 [Control]	9.500	13.525	42.36
	0.15	9.500	10.600	11.57
	0.425	9.500	10.80	13.68
IF	0.6	9.510	11.00	15.66
	1.18	9.520	10.5	10.29
	2.0	9.523	12.10	27.06

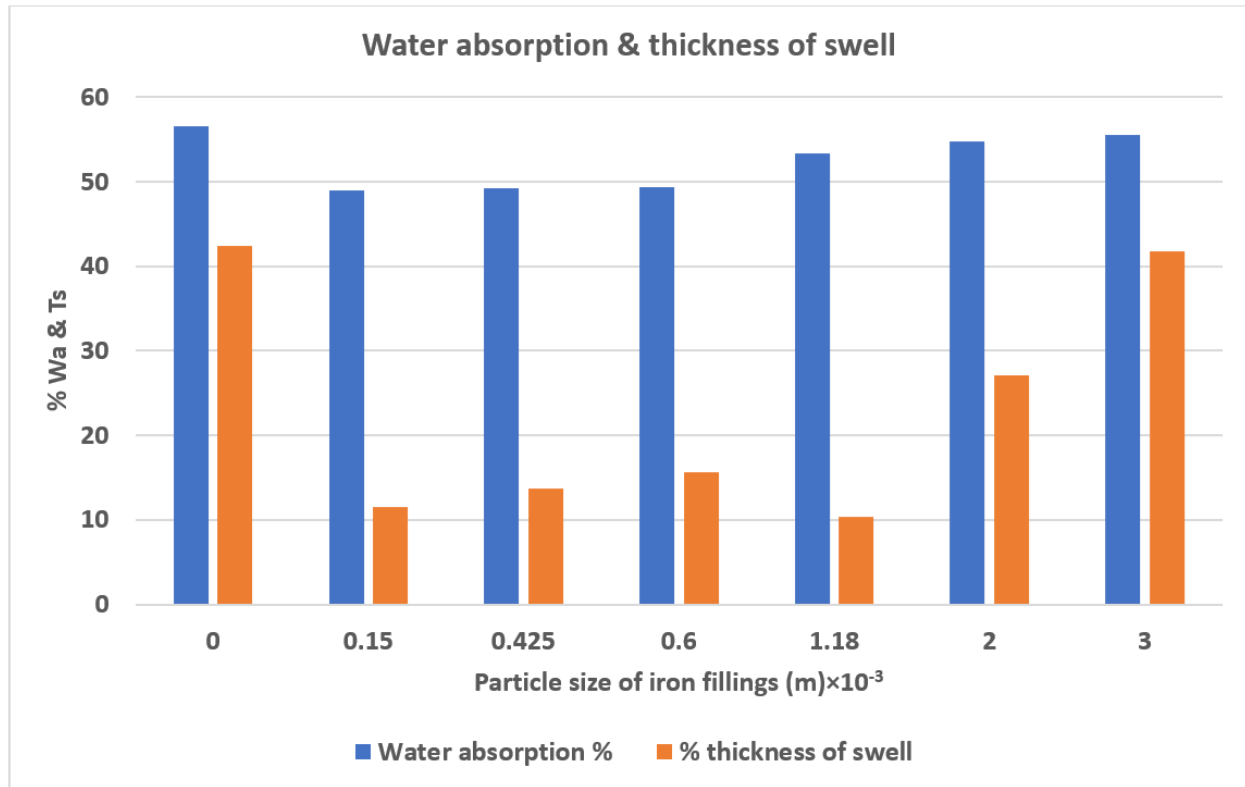
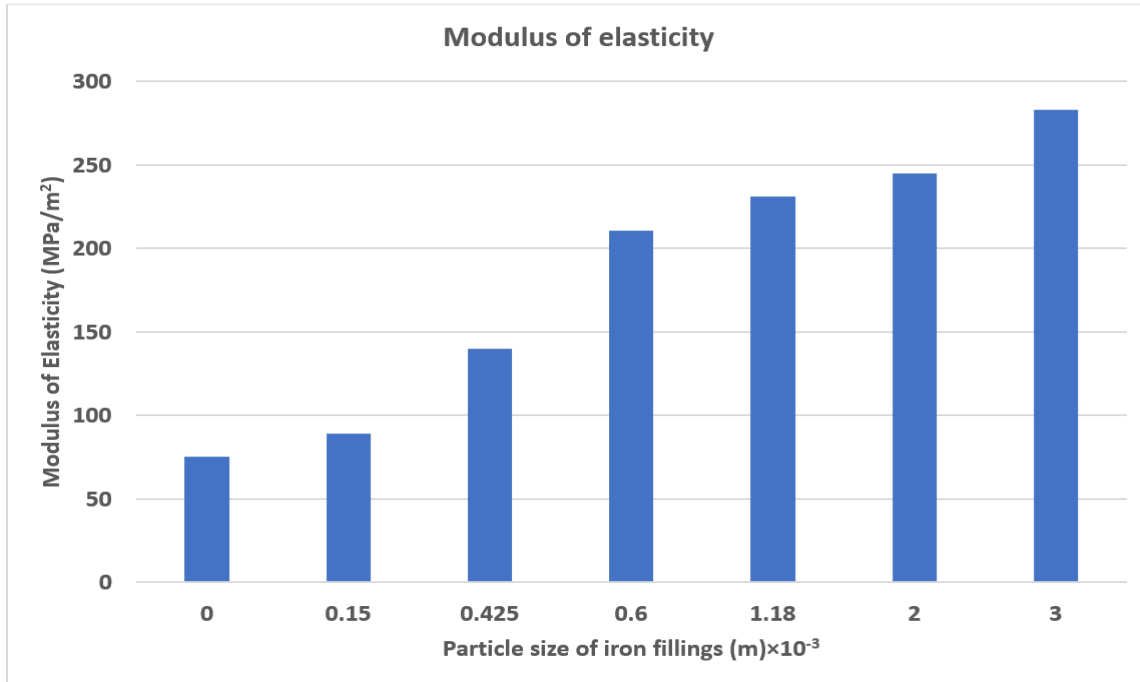


Figure 10: Water absorption & thickness of swell according to particle size

Table 8: Modulus of Elasticity of the tested samples

Mat	Particle size of iron fillings (m) × 10 <sup>-3</sup>	Tensile strength (MPa)	Strain (e)	MOE (MPa/m <sup>2</sup> )	% Elongation
Sd	0 [Control]	2	0.0266	75.18	2.66
IF	0.15	4	0.045	88.88	4.5
	0.425	7	0.05	140	5
	0.6	16	0.076	210.52	7.6
	1.18	20	0.0866	230.95	8.6
	2.0	24	0.098	244.89	9.8
MSc	3.0	28	0.099	282.82	9.9



**Figure 11: Modulus of elasticity according to particle size**

### 3.1 Discussion

Table 1 shows the result of the atomic absorption spectroscopy obtained for iron filings and mild steel chips. It can be observed that the iron filings contain 11.08% Fe, 11.21% Zn, 6.08% Mn, 1.25% K, 4.71% Pb, 5.525% Na, 2.01% Ca, 0.973% Mg and their corresponding oxides. While the mild steel chips contain 6.812% Ca, 1.763% Mg, 1.425% K, 5.425% Na, 12.07% Fe, 15.54% Zn, 4.58% Pb, 6.02% Mn and their corresponding oxides. Table 2 shows that the thickness of samples containing mild steel chip and iron filing with sizes of 0.6 mm, 1.18 mm, and 2.0 mm increased to 9.51 mm, 9.52 mm, 9.523 mm, and 9.525 mm. However, because of the huge filler particle size and the hydraulic press's strong compressive strength, the results were the same for the control and samples with 0.15mm and 0.425mm iron filings. Table 3 shows the modulus of rupture of the samples and it was observed that the MOR of sample with mild steel chip was highest with 6.98MPa/m<sup>2</sup>MOR. The least is the control sample with 3.19MPa/m<sup>2</sup> whereas in samples with iron filings the MOR decreases with respect to increase in particle sizes, having values of 5.58MPa/m<sup>2</sup>, 4.98MPa/m<sup>2</sup>, 4.58MPa/m<sup>2</sup>, 4.38MPa/m<sup>2</sup> and 3.99MPa/m<sup>2</sup> for iron filing particle sizes of 0.15mm, 0.425mm, 0.6mm, 1,18mm and 2.0mm respectively.

It was noted that sample with mild steel chip had the highest compressive strength of 20MPa/mm<sup>2</sup> while that of samples with iron filings increase gradually as the particle size increases as shown in Figure 9. For the water absorption, particleboard without iron filings (control) maintained the highest water absorption rate of 56.5% as seen in Table 6 while particleboard with 0.15mm, 0.425mm, 0.6mm, 1.18mm, and 2.0mm iron filings has water absorptions of 49%, 49.2%, 49.4%, 53.3%, 54.75%, and 55.37% respectively. Based on the

findings, we can infer that the rate of water absorption owing to porosity increases with the size of iron filled particles. Conversely, mild steel chip particleboard likewise has a high-water absorption rate of 55.37%. Figure 10 illustrates the samples' swell thickness. As compared to the samples with iron filing sizes of 0.15mm, 0.425mm, 0.6mm, 1.18mm, and 2.0mm, respectively, the control sample exhibited a high value thickness of swell (42.36%). The samples also demonstrated a progressive increase in swell. Additionally, it is observed that the iron filing sample exhibited a sudden decrease in thickness followed by an increase; this is due to the iron filing and sawdust particles having similar particle sizes. However, compared to mild steel chip, particleboard containing iron filings has a better swell thickness.

Lastly, according to 11, the sample containing mild steel chips from Table.8 has the highest modulus of elasticity, measuring 282.82 MPa/m<sup>2</sup>, while the sample containing iron filings shows a gradual increase, going from 88.88 MPa/m<sup>2</sup> to 140 MPa/m<sup>2</sup>, 210.52 MPa/m<sup>2</sup>, 230.95 MPa/m<sup>2</sup>, and 244.89 MPa/m<sup>2</sup> at the sizes of 0.15mm, 0.425mm, 0.6mm, 1.18mm, and 2.0mm, respectively. However, the control has the lowest modulus of elasticity of 75.18 MPa/m<sup>2</sup>.

#### 4.0 CONCLUSION

This paper Examines the comparative study of the Physio- Mechanical Properties of Iron filling and Mild Steel Chips in Reinforce Particle board. The following conclusions were drawn based on the results obtained from this research work.

1. Mechanical property tested indicates that particleboard containing iron filings has a lower modulus of rupture (MOR) because the size of the iron filings in the particleboard reduces as the MOR increases. The particle size of iron filling with the value of 2.0mm had the least MOR of 3.99mpa/m<sup>2</sup> in samples of iron filling alone. The MOR of Mild steel chips was higher compared to all the samples analyzed.
2. Modulus of elasticity (MOE) of particleboard produced from iron filings increases as the particle sizes of iron filings increases. Particle 2.0mm has the highest MOE 244.89mpa/m<sup>2</sup> in samples of iron filings only while samples of Mild steel chips were seen to have the highest value of 282.82mpa/m<sup>2</sup> of MOE compared to all the samples indicating its strength as reinforcement.
3. The rate of water absorption and thickness of swell of particleboard produced from iron filings increases as the size of the iron fillings increase. The water absorption rate was high with mild steel chips due to porosity as a result of weak inter-particle bond between the chips and the sawdust particle.
4. The significance of this research is to obtain particle board with good strength, smooth surface and better resistance to swelling. It is advised to utilize a homogenous material that is highly slender (long, thin particles), free of dust, splinters, and oversize particles.

## **Disclaimer (Artificial intelligence)**

Author(s) hereby declares that NO generative AI technologies such as Large Language Models (ChatGPT, COPILOT, etc.) and text-to-image generators have been used during writing or editing of manuscripts.

## **ABBREVIATIONS**

<i>AAS</i>	<i>Atomic absorption spectroscopy</i>
<i>MOR</i>	<i>Modulus of rupture</i>
<i>IF</i>	<i>Iron filings</i>
<i>MSc</i>	<i>Mild steel chips</i>
<i>MOE</i>	<i>Modulus of Elasticity</i>
<i>Sd</i>	<i>Sawdust</i>

## **Disclaimer (Artificial intelligence)**

### **Option 1:**

Author(s) hereby declare that NO generative AI technologies such as Large Language Models (ChatGPT, COPILOT, etc.) and text-to-image generators have been used during the writing or editing of this manuscript.

### **Option 2:**

Author(s) hereby declare that generative AI technologies such as Large Language Models, etc. have been used during the writing or editing of manuscripts. This explanation will include the name, version, model, and source of the generative AI technology and as well as all input prompts provided to the generative AI technology

Details of the AI usage are given below:

Author(s) hereby declare that NO generative AI technologies such as Large Language Models (ChatGPT, COPILOT, etc.) and text-to-image generators have been used during the writing or editing of this manuscript.

## References

- [1] Boloy, R. A. M., da Cunha Reis, A., Rios, E. M., de Araújo Santos Martins, J., Soares, L. O., de Sá Machado, V. A., & de Moraes, D. R. (2021). Waste-to-Energy Technologies Towards Circular Economy: a Systematic Literature Review and Bibliometric Analysis. *Water, Air, & Soil Pollution*, 232(7), 306. <https://doi.org/10.1007/s11270-021-05224-x>
- [2] Kesari, K. K., Soni, R., Jamal, Q. M. S., Tripathi, P., Lal, J. A., Jha, N. K., Siddiqui, M. H., Kumar, P., Tripathi, V., & Ruokolainen, J. (2021). Wastewater Treatment and Reuse: a Review of its Applications and Health Implications. *Water, Air, & Soil Pollution*, 232(5), 208. <https://doi.org/10.1007/s11270-021-05154-8>
- [3] Yuan, N. (2024). Resource Utilization of Solid Waste and Water Quality Evaluation. *Sustainability*, 16(8), 3189. <https://doi.org/10.3390/su16083189>
- [4] Chen, L., Hu, Y., Wang, R., Li, X., Chen, Z., Hua, J., Osman, A. I., Farghali, M., Huang, L., Li, J., Dong, L., Rooney, D. W., & Yap, P.-S. (2024). Green building practices to integrate renewable energy in the construction sector: a review. *Environmental Chemistry Letters*, 22(2), 751–784. <https://doi.org/10.1007/s10311-023-01675-2>
- [5] Li, Z., Bian, Y., Zhao, J., Wang, Y., Qiu, X., & Liu, Q. (2024). Sustainable building materials-recycled aggregate and concrete: a systematic review of properties, modification techniques, and environmental impacts. *Environmental Science and Pollution Research*, 31(14), 20814–20852. <https://doi.org/10.1007/s11356-024-32397-9>
- [6] Reis, G. S. dos, Quattrone, M., Ambrós, W. M., Grigore Cazacliu, B., & Hoffmann Sampaio, C. (2021). Current Applications of Recycled Aggregates from Construction and Demolition: A Review. *Materials*, 14(7), 1700. <https://doi.org/10.3390/ma14071700>
- [7] Colangelo, F., Navarro, T. G., Farina, I., & Petrillo, A. (2020). Comparative LCA of concrete with recycled aggregates: a circular economy mindset in Europe. *The International Journal of Life Cycle Assessment*, 25(9), 1790–1804. <https://doi.org/10.1007/s11367-020-01798-6>
- [8] Dias, A., Nezami, S., Silvestre, J., Kurda, R., Silva, R., Martins, I., & de Brito, J. (2022). Environmental and Economic Comparison of Natural and Recycled Aggregates Using LCA. *Recycling*, 7(4), 43. <https://doi.org/10.3390/recycling7040043>
- [9] Zhang, L., Li, X., Li, C., Zhao, J., & Cheng, S. (2024). Mechanical Properties of Fully Recycled Aggregate Concrete Reinforced with Steel Fiber and Polypropylene Fiber. *Materials*, 17(5), 1156. <https://doi.org/10.3390/ma17051156>
- [10] Adhikari, S., & Ozarska, B. (2018). Minimizing environmental impacts of timber products through the production process “From Sawmill to Final Products.” *Environmental Systems Research*, 7(1), 6. <https://doi.org/10.1186/s40068-018-0109-x>
- [11] Garcia, R., Calvez, I., Koubaa, A., Landry, V., & Cloutier, A. (2024). Sustainability, Circularity, and Innovation in Wood-based Panel Manufacturing in the 2020s: Opportunities and Challenges. *Current Forestry Reports*. <https://doi.org/10.1007/s40725-024-00229-1>
- [12] Pandey, S. (2022). Wood waste utilization and associated product development from under-utilized low-quality wood and its prospects in Nepal. *SN Applied Sciences*, 4(6), 168. <https://doi.org/10.1007/s42452-022-05061-5>

- [13] Pędzik, M., Auriga, R., Kristak, L., Antov, P., & Rogoziński, T. (2022). Physical and Mechanical Properties of Particleboard Produced with Addition of Walnut (*Juglans regia* L.) Wood Residues. *Materials*, 15(4), 1280. <https://doi.org/10.3390/ma15041280>
- [14] Antov, P., Lee, S. H., Lubis, M. A. R., & Yadav, S. M. (2023). Potential of Nanomaterials in Bio-Based Wood Adhesives: An Overview. In *Emerging Nanomaterials* (pp. 25–63). Springer International Publishing. [https://doi.org/10.1007/978-3-031-17378-3\\_2](https://doi.org/10.1007/978-3-031-17378-3_2)
- [15] Kristak, L., Réh, R., & Kubovský, I. (2023). New Challenges in Wood and Wood-Based Materials II. *Polymers*, 15(6), 1409. <https://doi.org/10.3390/polym15061409>
- [16] Reh, R., Kristak, L., & Antov, P. (2022). Advanced Eco-Friendly Wood-Based Composites. *Materials*, 15(23), 8651. <https://doi.org/10.3390/ma15238651>
- [17] Yang, J., Zheng, Y., & Wu, J. (2024). Towards Sustainable Production: An Adaptive Intelligent Optimization Genetic Algorithm for Solid Wood Panel Manufacturing. *Sustainability*, 16(9), 3785. <https://doi.org/10.3390/su16093785>
- [18] Rehberger, M., & Hiete, M. (2020). Allocation of Environmental Impacts in Circular and Cascade Use of Resources—Incentive-Driven Allocation as a Prerequisite for Cascade Persistence. *Sustainability*, 12(11), 4366. <https://doi.org/10.3390/su12114366>
- [19] Zhou, T., Yang, D., Meng, H., Wan, M., Zhang, S., & Guo, R. (2023). A bibliometric review of climate change cascading effects: past focus and future prospects. *Environment, Development and Sustainability*. <https://doi.org/10.1007/s10668-023-04191-z>
- [20] Nicholls, D. L., & Bumgardner, M. S. (2018). Challenges and Opportunities for North American Hardwood Manufacturers to Adopt Customization Strategies in an Era of Increased Competition. *Forests*, 9(4), 186. <https://doi.org/10.3390/f9040186>
- [21] Neykov, N., Kitchoukov, E., Simeonova-Zarkin, T., & Halalisan, A.-F. (2020). Economic Efficiency Estimation of Innovations in Combined Forestry and Wood Processing Units in Bulgaria Through Certification in FSC Chain of Custody (pp. 695–703). [https://doi.org/10.1007/978-3-030-44711-3\\_52](https://doi.org/10.1007/978-3-030-44711-3_52)
- [22] Odppes, G. F., Bulle, C., & Ugaya, C. M. L. (2021). Wood forest resource consumption impact assessment based on a scarcity index accounting for wood functionality and substitutability (WoodSI). *The International Journal of Life Cycle Assessment*, 26(5), 1045–1061. <https://doi.org/10.1007/s11367-021-01880-7>
- [23] Sandberg, D., Fink, G., Hasener, J., Kairi, M., Marhenke, T., Ross, R. J., Steiger, R., & Wang, X. (2023). Process Control and Grading in Primary Wood Processing (pp. 1019–1073). [https://doi.org/10.1007/978-3-030-81315-4\\_20](https://doi.org/10.1007/978-3-030-81315-4_20)
- [24] Sheppard, J. P., Chamberlain, J., Agúndez, D., Bhattacharya, P., Chirwa, P. W., Gontcharov, A., Sagona, W. C. J., Shen, H., Tadesse, W., & Mutke, S. (2020). Sustainable Forest Management Beyond the Timber-Oriented Status Quo: Transitioning to Co-production of Timber and Non-wood Forest Products—a Global Perspective. *Current Forestry Reports*, 6(1), 26–40. <https://doi.org/10.1007/s40725-019-00107-1>
- [25] Blanchet, P., Perez, C., & Cabral, M. R. (2023). Wood Building Construction: Trends and Opportunities in Structural and Envelope Systems. *Current Forestry Reports*, 10(1), 21–38. <https://doi.org/10.1007/s40725-023-00196-z>
- [26] Jonsson, R., & Rinaldi, F. (2017). The impact on global wood-product markets of increasing consumption of wood pellets within the European Union. *Energy*, 133, 864–878. <https://doi.org/10.1016/j.energy.2017.05.178>

- [27] Mantau, U., Mayr, M., Döring, P., Saal, U., Glasenapp, S., & Blanke, C. (2019). World Markets for Wood: Status and Prospects. In *Energy from Organic Materials (Biomass)* (pp. 199–224). Springer New York. [https://doi.org/10.1007/978-1-4939-7813-7\\_990](https://doi.org/10.1007/978-1-4939-7813-7_990)
- [28] Myllyviita, T., Soimakallio, S., Judl, J., & Seppälä, J. (2021). Wood substitution potential in greenhouse gas emission reduction—review on current state and application of displacement factors. *Forest Ecosystems*, 8(1), 42. <https://doi.org/10.1186/s40663-021-00326-8>
- [29] Kutnar, A. (2016). Environmental Use of Wood Resources (pp. 1–18). [https://doi.org/10.1007/978-981-10-0655-5\\_1](https://doi.org/10.1007/978-981-10-0655-5_1)
- [30] Mariani, A., & Malucelli, G. (2022). Transparent Wood-Based Materials: Current State-of-the-Art and Future Perspectives. *Materials*, 15(24), 9069. <https://doi.org/10.3390/ma15249069>
- [31] Teischinger, A., Gronalt, M., & Sandberg, D. (2023). Introduction to Wood Industries (pp. 1077–1095). [https://doi.org/10.1007/978-3-030-81315-4\\_21](https://doi.org/10.1007/978-3-030-81315-4_21)
- [32] Claisse, P. A. (2016). Timber. In *Civil Engineering Materials* (pp. 369–386). Elsevier. <https://doi.org/10.1016/B978-0-08-100275-9.00033-4>
- [33] Vale, B. (2017). Building materials. In *Materials for a Healthy, Ecological and Sustainable Built Environment* (pp. 67–112). Elsevier. <https://doi.org/10.1016/B978-0-08-100707-5.00003-4>
- [34] Morasilp, D., & Sangkakool, T. (2024). Process optimization and material characterization of fiberboards produced from pineapple leaf waste. *Journal of Material Cycles and Waste Management*, 26(3), 1480–1489. <https://doi.org/10.1007/s10163-024-01899-6>
- [35] Żabowski, B., Wronka, A., & Kowaluk, G. (2024). Selected Physical and Mechanical Properties of Particleboards Manufactured from Plantation Willow and Poplar Wood. *Materials*, 17(16), 4069. <https://doi.org/10.3390/ma17164069>
- [36] Abu Bakar, N. H., & Salim, N. (2023). Challenges and Opportunities in Wood Waste Utilization (pp. 1–13). [https://doi.org/10.1007/978-981-99-1905-5\\_1](https://doi.org/10.1007/978-981-99-1905-5_1)
- [37] Dey, S., Mondal, T., Karjee, S., & Samanta, P. (2024). Waste Management Towards Achieving Environmental Sustainability: Some Perspectives. In *Trash or Treasure* (pp. 207–230). Springer Nature Switzerland. [https://doi.org/10.1007/978-3-031-55131-4\\_8](https://doi.org/10.1007/978-3-031-55131-4_8)
- [38] Mohammad, N. A. B. (2023). Concern on Wood Waste Utilization: Environment and Economic Evaluation (pp. 23–32). [https://doi.org/10.1007/978-981-99-1905-5\\_3](https://doi.org/10.1007/978-981-99-1905-5_3)
- [39] Ferreira, A. M., Pereira, J., Almeida, M., Ferra, J., Paiva, N., Martins, J., Magalhães, F. D., & Carvalho, L. H. (2019a). Low-cost natural binder for particleboards production: study of manufacture conditions and stability. *International Journal of Adhesion and Adhesives*, 93, 102325. <https://doi.org/10.1016/j.ijadhadh.2019.01.019>
- [40] Ferreira, A. M., Pereira, J., Almeida, M., Ferra, J., Paiva, N., Martins, J., Magalhães, F. D., & Carvalho, L. H. (2019b). Low-cost natural binder for particleboards production: study of manufacture conditions and stability. *International Journal of Adhesion and Adhesives*, 93, 102325. <https://doi.org/10.1016/j.ijadhadh.2019.01.019>
- [41] Gigar, F. Z., Khennane, A., Liow, J., & Tekle, B. H. (2023). Effect of Wood/Binder Ratio, Slag/Binder Ratio, and Alkaline Dosage on the Compressive Strength of Wood-Geopolymer Composites (pp. 658–667). [https://doi.org/10.1007/978-3-031-32519-9\\_64](https://doi.org/10.1007/978-3-031-32519-9_64)
- [42] Melichar, T., Bydzovsky, J., Brozovsky, J., & Vacula, M. (2022). Structural, physical and mechanical changes of cement-bonded particleboards during sudden fluctuations in

- temperature and moisture. *Journal of Wood Science*, 68(1), 3. <https://doi.org/10.1186/s10086-021-02004-3>
- [43] Hussin, M. H., Abd Latif, N. H., Hamidon, T. S., Idris, N. N., Hashim, R., Appaturi, J. N., Brosse, N., Ziegler-Devin, I., Chrusiell, L., Fatriasari, W., Syamani, F. A., Iswanto, A. H., Hua, L. S., Al Edrus, S. S. A. O., Lum, W. C., Antov, P., Savov, V., Rahandi Lubis, M. A., Kristak, L., ... Sedliačik, J. (2022). Latest advancements in high-performance bio-based wood adhesives: A critical review. *Journal of Materials Research and Technology*, 21, 3909–3946. <https://doi.org/10.1016/j.jmrt.2022.10.156>
- [44] Solt, P., Konnerth, J., Gindl-Altmutter, W., Kantner, W., Moser, J., Mitter, R., & van Herwijnen, H. W. G. (2019). Technological performance of formaldehyde-free adhesive alternatives for particleboard industry. *International Journal of Adhesion and Adhesives*, 94, 99–131. <https://doi.org/10.1016/j.ijadhadh.2019.04.007>
- [45] Esmaeili, N., Zohuriaan-Mehr, M. J., Mohajeri, S., Kabiri, K., & Bouhendi, H. (2017). Hydroxymethyl furfural-modified urea–formaldehyde resin: synthesis and properties. *European Journal of Wood and Wood Products*, 75(1), 71–80. <https://doi.org/10.1007/s00107-016-1072-8>
- [46] Sarika, P. R., Nancarrow, P., Khansaheb, A., & Ibrahim, T. (2020). Bio-Based Alternatives to Phenol and Formaldehyde for the Production of Resins. *Polymers*, 12(10), 2237. <https://doi.org/10.3390/polym12102237>
- [47] Arâmburu, A., Lunkes, N., de Cademartori, P. H. G., Gatto, D. A., Missio, A. L., & Delucis, R. A. (2022). Forestry Wastes: Technical Concepts, Economic Circularity, and Sustainability Approaches. In *Handbook of Waste Biorefinery* (pp. 369–415). Springer International Publishing. [https://doi.org/10.1007/978-3-031-06562-0\\_14](https://doi.org/10.1007/978-3-031-06562-0_14)
- [48] Simões, C. L., Simoes, R., Gonçalves, A. S., & Nunes, L. J. R. (2023). Environmental Analysis of the Valorization of Woody Biomass Residues: A Comparative Study with Vine Pruning Leftovers in Portugal. *Sustainability*, 15(20), 14950. <https://doi.org/10.3390/su152014950>
- [49] Asamoah, O., Kuitinen, S., Abrefa Danquah, J., Quartey, E. T., Bamwesigye, D., Mario Boateng, C., & Pappinen, A. (2020). Assessing Wood Waste by Timber Industry as a Contributing Factor to Deforestation in Ghana. *Forests*, 11(9), 939. <https://doi.org/10.3390/f11090939>
- [50] Gardiner, B., & Moore, J. (2014). Creating the Wood Supply of the Future (pp. 677–704). [https://doi.org/10.1007/978-94-007-7076-8\\_30](https://doi.org/10.1007/978-94-007-7076-8_30)
- [51] Jakes, J. E., Arzola, X., Bergman, R., Ciesielski, P., Hunt, C. G., Rahbar, N., Tshabalala, M., Wiedenhoft, A. C., & Zelinka, S. L. (2016). Not Just Lumber—Using Wood in the Sustainable Future of Materials, Chemicals, and Fuels. *JOM*, 68(9), 2395–2404. <https://doi.org/10.1007/s11837-016-2026-7>
- [52] Dukarska, D., Rogoziński, T., Antov, P., Kristak, L., & Kmieciak, J. (2021). Characterisation of Wood Particles Used in the Particleboard Production as a Function of Their Moisture Content. *Materials*, 15(1), 48. <https://doi.org/10.3390/ma15010048>
- [53] Alsheyab, M. A. T. (2022). Recycling of construction and demolition waste and its impact on climate change and sustainable development. *International Journal of Environmental Science and Technology*, 19(3), 2129–2138. <https://doi.org/10.1007/s13762-021-03217-1>
- [54] Orelma, H., Tanaka, A., Vuoriluoto, M., Khakalo, A., & Korpela, A. (2021). Manufacture of all-wood sawdust-based particle board using ionic liquid-facilitated

- fusion process. *Wood Science and Technology*, 55(2), 331–349. <https://doi.org/10.1007/s00226-021-01265-x>
- [55] Pizzi, A. (2016). Natural Adhesives, Binders and Matrices for Wood and Fiber Composites: Chemistry and Technology. In *Lignocellulosic Fibers and Wood Handbook* (pp. 277–303). Wiley. <https://doi.org/10.1002/9781118773727.ch10>
- [56] Pizzi, A., Papadopoulou, A. N., & Policardi, F. (2020). Wood Composites and Their Polymer Binders. *Polymers*, 12(5), 1115. <https://doi.org/10.3390/polym12051115>
- [57] Scharf, A., Popescu, C.-M., Dernegård, H., Oja, J., Ormondroyd, G., Medved, S., Sandberg, D., & Jones, D. (2023). Particleboards Bonded by an Imidazole-Based Adhesive System. *Materials*, 16(22), 7201. <https://doi.org/10.3390/ma16227201>
- [58] Farrokhpayam, S. R., Valadbeygi, T., & Sanei, E. (2016). Thin particleboard quality: effect of particle size on the properties of the panel. *Journal of the Indian Academy of Wood Science*, 13(1), 38–43. <https://doi.org/10.1007/s13196-016-0163-9>
- [59] Gonçalves, C., Pereira, J., Paiva, N. T., Ferra, J. M., Martins, J., Magalhães, F. D., Barros-Timmons, A., & Carvalho, L. (2020). A study of the influence of press parameters on particleboards' performance. *European Journal of Wood and Wood Products*, 78(2), 333–341. <https://doi.org/10.1007/s00107-020-01507-y>
- [60] Laskowska, A. (2024). Characteristics of the Pressing Process and Density Profile of MUPF-Bonded Particleboards Produced from Waste Plywood. *Materials*, 17(4), 850. <https://doi.org/10.3390/ma17040850>
- [61] Borges, C. S. P., Akhavan-Safar, A., Tsokanas, P., Carbas, R. J. C., Marques, E. A. S., & da Silva, L. F. M. (2023). From fundamental concepts to recent developments in the adhesive bonding technology: a general view. *Discover Mechanical Engineering*, 2(1), 8. <https://doi.org/10.1007/s44245-023-00014-7>
- [62] Olaiya, B. C., Lawan, M. M., & Olonade, K. A. (2023). Utilization of sawdust composites in construction—a review. *SN Applied Sciences*, 5(5), 140. <https://doi.org/10.1007/s42452-023-05361-4>
- [63] El Hamri, A., Mouhib, Y., Ourmiche, A., Chigr, M., & El Mansouri, N.-E. (2024). Study of the Effect of Cedar Sawdust Content on Physical and Mechanical Properties of Cement Boards. *Molecules*, 29(18), 4399. <https://doi.org/10.3390/molecules29184399>
- [64] Calvez, I., Garcia, R., Koubaa, A., Landry, V., & Cloutier, A. (2024). Recent Advances in Bio-Based Adhesives and Formaldehyde-Free Technologies for Wood-Based Panel Manufacturing. *Current Forestry Reports*. <https://doi.org/10.1007/s40725-024-00227-3>
- [65] Ferdosian, F., Pan, Z., Gao, G., & Zhao, B. (2017). Bio-Based Adhesives and Evaluation for Wood Composites Application. *Polymers*, 9(2), 70. <https://doi.org/10.3390/polym9020070>
- [66] Gonçalves, D., Bordado, J. M., Marques, A. C., & Galhano dos Santos, R. (2021). Non-Formaldehyde, Bio-Based Adhesives for Use in Wood-Based Panel Manufacturing Industry—A Review. *Polymers*, 13(23), 4086. <https://doi.org/10.3390/polym13234086>
- [67] Hemmilä, V., Adamopoulos, S., Karlsson, O., & Kumar, A. (2017). Development of sustainable bio-adhesives for engineered wood panels – A Review. *RSC Advances*, 7(61), 38604–38630. <https://doi.org/10.1039/C7RA06598A>
- [68] Wu, M., Emmerich, L., Kurkowiak, K., & Militz, H. (2024). Combined treatment of wood with thermosetting resins and phosphorous flame retardants. *European Journal of Wood and Wood Products*, 82(1), 167–174. <https://doi.org/10.1007/s00107-023-02012-8>

- [69] Altgen, D., Bellmann, M., Wascher, R., Viöl, W., & Mai, C. (2015). Enhancing mechanical properties of particleboards using plasma treated wood particles. *European Journal of Wood and Wood Products*, 73(2), 219–223. <https://doi.org/10.1007/s00107-015-0879-z>
- [70] Salam, K. K., Aremu, M. O., Oke, E. O., Babatunde, K. A., Oluwole, T. D., Ibrahim, S. O., & Oke, A. B. (2024). Lignin extraction from sawdust: optimization of experimental studies, computer-aided simulation and techno-economic analysis of scale-up process design with uncertainty quantification. *Systems Microbiology and Biomanufacturing*, 4(2), 750–765. <https://doi.org/10.1007/s43393-023-00197-w>
- [71] Silva, J., Ferreira, A. C., Teixeira, S., Martins, L., Ferreira, E., & Teixeira, J. C. (2021). Sawdust drying process in a large-scale pellets facility: An energy and exergy analysis. *Cleaner Environmental Systems*, 2, 100037. <https://doi.org/10.1016/j.cesys.2021.100037>
- [72] Zepeda-Cepeda, C. O., Goche-Télles, J. R., Palacios-Mendoza, C., Moreno-Anguiano, O., Núñez-Retana, V. D., Heya, M. N., & Carrillo-Parra, A. (2021). Effect of Sawdust Particle Size on Physical, Mechanical, and Energetic Properties of *Pinus durangensis* Briquettes. *Applied Sciences*, 11(9), 3805. <https://doi.org/10.3390/app11093805>