

Review Article

Chitosan edible coating: A potential technique for shelf life extension in fruits and vegetables

ABSTRACT

Chitosan-based edible coatings have gained considerable attention as a sustainable solution for harvested fruits and vegetables which are highly prone to post harvest decay and quality deterioration during storage. Chitosan, derived from chitin exhibits biocompatibility, biodegradability and antimicrobial properties making it an ideal material for edible coatings. Edible coating act as effective barriers to moisture loss, gas exchange and microbial contamination thereby enhancing the quality and extending the shelf life of produce. Research has shown that chitosan coatings can significantly reduce respiration rates, inhibit enzymatic browning and preserve the sensory qualities of fruits and vegetables, contributing to a reduction in food waste and improved food security.

The effectiveness of chitosan based coating is influenced by factors such as chitosan concentration, the addition of other natural additives and the methods of application. Studies have demonstrated that chitosan coatings alone or in combination with essential oils or plant extracts effectively reduce weight loss, maintain firmness and prevent spoilage in horticultural perishables. Additionally, nano-encapsulated chitosan formulations have been explored for their enhanced protective effect offering more uniform coatings with superior barrier properties.

The application of chitosan coatings is expected to evolve with the integration of nanotechnology, the development of functionalized chitosan molecules and the use of biocompatible additives. These innovations will further improve the efficacy of coatings by enhancing their moisture and gas barrier properties along with antimicrobial and antioxidant properties. Additionally, sustainability concerns are driving research into eco-friendly sources of edible coating and chitosan is a promising alternative to synthetic or chemical ingredients or fungicides. As the technology advances, chitosan based edible coatings are likely to have increased commercial adoption due to its sustainable and biodegradable nature.

Keywords: Chitosan, Edible coating, Fruits and vegetables, Shelf life

1. INTRODUCTION

Fruits and vegetables are essential constituents of a healthy diet and are considered as protective foods. India is the second largest producer of fruits and vegetables which has a production of 107.24 million MT of fruits and 204.84 million MT of vegetables from an area of 7.05 mha and 11.35 mha respectively [1]. The major problem in fruits and vegetables is the postharvest losses due to their high perishability which is mainly due to high moisture content (80-90%) which leads to dehydration, mechanical injury, pathological breakdown, poor postharvest management practices, inadequate cold storage and processing facilities [2]. In India, postharvest loss in fruits and vegetables is estimated as 8 to 18% [3]. The perishable nature of harvested fruits and vegetables, along with the effect of environmental factors, storage conditions and transportation reduce the products quality and shelf life

[4]. About half of the world's annual supply of tropical fruits is wasted making it more difficult to reach the Sustainable Development Goals which aims of eradicating hunger by 2030 even at expected alarming population rise of 9 billion by 2050 [5,6].

Fruits and vegetables are highly susceptible to physiological and biochemical damage. The shelf life extension in fruits and vegetables could be performed by the application of suitable packaging, modified atmosphere packaging/storage, controlled atmospheric storage, edible coating etc. Conventional food packaging materials such as synthetic polymers is effective in terms of barrier properties but they are nonbiodegradable, which creates serious environmental problems. Approximately 82.2 million tonnes of plastic packaging is used every year worldwide, and most of this is put to one-time use and then discarded [7]. The edible coating is one of the best solutions to overcome the problem of postharvest loss and has the property to provide protection of fruits and vegetables against microbial contamination, reducing physiological activities thereby extending the shelf life of produce [8].

2. EDIBLE COATING

Edible coatings are thin layers of edible material that are applied to the product surface in addition to or as a replacement for natural waxy coatings. Their purpose is to provide a barrier to moisture, oxygen and solute movement for the food [9]. Edible coatings is an unique approach to extend the shelf life of produce by providing an additional protective coating and also create modified atmosphere conditions around the produce [10].

The edible film enhances the mechanical and structural properties of fruits and vegetables. The ripening mainly starts with physiological process such as transpiration and respiration through microscopic pores on fruits and edible coating act as barriers, reducing the acceleration of these biochemical processes thereby enhancing the shelf life of fruits. It also act as a kind of packaging [11]. The coating materials are edible and will not leave any residues in the environment and are easily degraded [12].

Edible coatings can affect the quality of coated fruits through various mechanisms which include structural reinforcement, controlled moisture transfer, controlled release of chemical agents, flavour compounds and antioxidants etc. The functionality of edible coatings can be enhanced by incorporating various antimicrobial agents, antioxidants and functional ingredients such as minerals and vitamins. The advantages of edible coatings are mainly to reduce packaging waste, to extend the shelf life of the fresh and minimally processed product and to protect it from harmful environmental effect by maintaining the transfer of oxygen, carbon dioxide, moisture, aroma and taste compound [4].

A schematic diagram for the postharvest metabolism mechanism present in fruits and vegetables are illustrated in Fig 1.

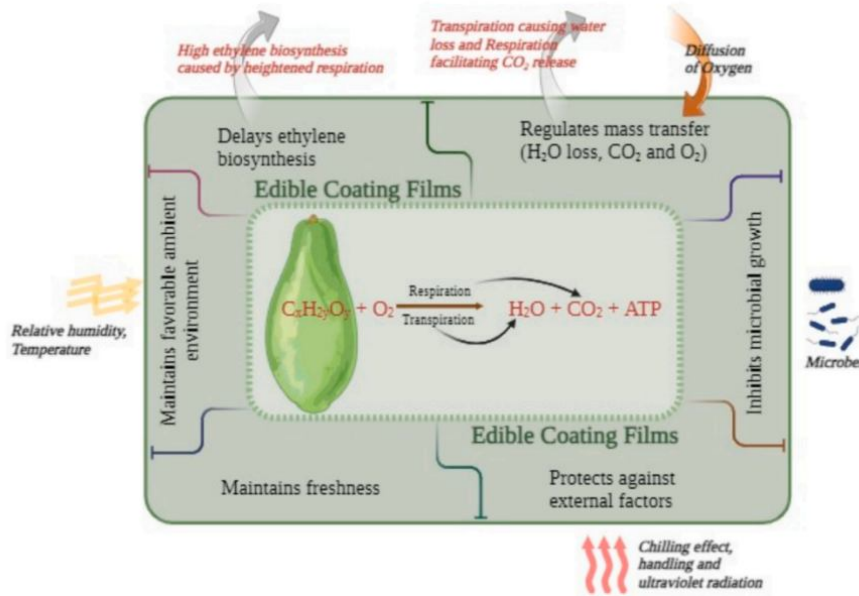


Fig 1. Postharvest metabolism of an active edible coating[13]

2.1 COMPOSITION OF EDIBLE COATINGS

A wide range of compounds are used in the formulation of edible coatings and their choice depends mainly on the target application [11]. Biopolymers like lipids, polysaccharide, protein and resin are most commonly used materials that can be used alone or in combination[12].

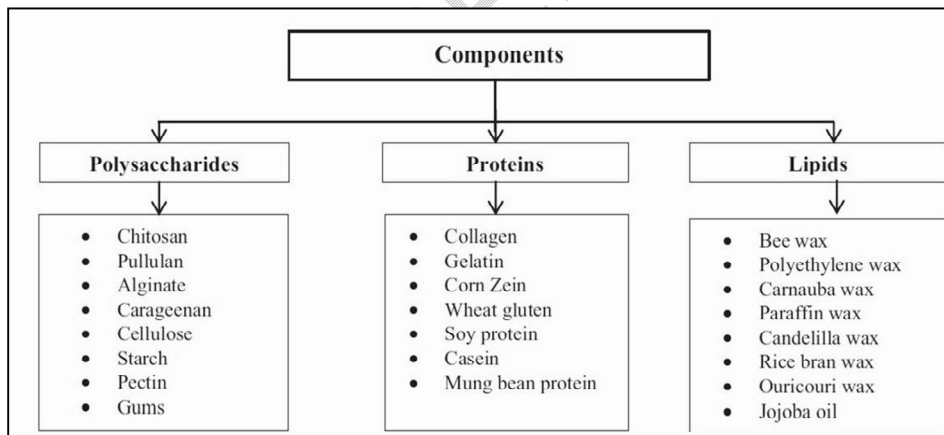


Fig 2. Components of Edible Coating [12]

3. CHITOSAN

Chitosan based coating has been used extensively due to its non-toxic, biodegradable and biocompatible properties. It is a basic amino polysaccharide present obtained from deacetylation of chitin, the second most abundant polysaccharide after cellulose. Chitosan has been categorized as Generally recognized as safe (GRAS) by Food and Drug Administration (FDA). It has many benefits for agriculture, food and medicine because of its

many functional properties. It can reduce the respiration rate of fruit by forming a coating on the fruit and adjusting the permeability of carbon dioxide and oxygen [15].

3.1 DIVERSE APPLICATION OF CHITOSAN

Chitosan is used in agriculture as a natural, biodegradable pesticide and plant growth enhancer. It can protect crops from pests and diseases while promoting healthy growth. Chitosan is employed in food industry for its antimicrobial properties. It can extend the shelf life of perishable foods by inhibiting microbial growth by preventing spoilage. Chitosan is utilized in drug delivery systems, where it can encapsulate and release drugs in a controlled manner. It is also used in wound dressings, tissue engineering, and regenerative medicine. Chitosan's adsorption capacity makes it effective for removing heavy metals, dyes, and pollutants from wastewater, contributing to water purification and environmental sustainability. Chitosan is used in biotechnological applications, such as DNA purification, enzyme immobilization, and chromatography. Chitosan is found in various cosmetic products for its skin-firming and moisturizing properties.

3.2 SOURCES OF CHITOSAN

Chitin production is mainly associated with food industries such as shrimp canning and fermentation process [16]. The processing of crustacean shells mainly involves the removal of proteins and the dissolution of calcium carbonate and the chitin is deacetylated to form chitosan. On the other hand, chitosan-glucan complex are formed due to alkali treatment in fermentation process. The alkali removes protein and deacetylase chitin to chitosan-glucan complexes [17].

3.3 STRUCTURE OF CHITOSAN

Chitosan, a partially deacetylated form of chitin, is a heteropolysaccharide composed of 2-amino-deoxy- β -D-glucopyranose and 2-acetamido-deoxy- β -D-glucopyranose (chitin) units [18]. Its main characteristics are determined by the presence of three functional groups (primary -OH, secondary -OH, and -NH₂) and its solubility in acidic pH. These reactive groups enable chitosan to prevent the growth of various bacteria and fungi [19].

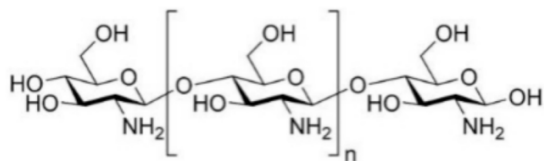


Fig 3. Structure of Chitosan [29]

3.4 EXTRACTION METHODS OF CHITOSAN

Chitin from crustacean shell waste accounts for roughly half of the total weight of shellfish. In the processing of shellfish, parts such as heads, shells and tails are considered inedible. The uncontrolled disposal of this waste biomass poses environmental concerns. Given its abundance, crustacean shells are regarded as the preferred source for chitin extraction. Chitosan is typically obtained through two main methods: chemical and biological [17].

3.4.1 CHEMICAL METHOD

Crustacean shells from various sources undergo preliminary steps, including washing, drying, and size reduction. The conventional chemical extraction method comprises three main stages: demineralization, deproteinization and decolorization. In the first step, the powdered shells are treated with an acid, typically HCl to eliminate minerals like calcium carbonate and calcium phosphate. Next, deproteinization is carried out using an alkaline treatment on the demineralized shells. If a colourless product is desired, a decolorization process is added, where pigments such as carotenoids are removed using acetone or organic solvent mixtures. The resulting chitin is then mixed with 40-50% NaOH. The degree of deacetylation of the resulting chitosan varies based on factors like reaction temperature, time, and alkali concentration. The alkali treatment hydrolyzes acetyl groups, converting N-acetyl-D-glucosamine units into D-glucosamine units with free NH₂ groups. Although the chemical method is preferred for commercial use due to its shorter processing time, it has drawbacks. The extracted proteins and minerals, which could serve as valuable supplements for human or animal consumption, are often damaged during the process. Additionally, this process is costly due to the need for effluent treatment to handle the acid and alkaline reagents. As a result, there is growing interest in biological extraction methods, which are safer and more cost-effective, though these are still primarily limited to laboratory-scale studies [17].

3.4.2 BIOLOGICAL METHOD

To avoid acidic and alkali treatment that could be a source of environmental problems, biological treatments offer an alternative way to extract chitosan from crustacean shell. Lactic Acid producing Bacteria have been used for demineralization of crustacean shell. In fact, the lactic acid produced by bacteria reacts with calcium carbonate component in the biomass resulting in the formation of calcium lactate, which is precipitated and removed by washing. For the deproteinisation, proteases producing bacteria will eliminate proteins. The step of decolouration is same for biological method *ie.* by using acetone or other organic solvent mixtures. Chitin obtained is then deacetylated to produce chitosan. Chitin acetyl groups are removed by chitin deacetylase enzyme produced by fungi or bacteria. This method has got several advantages over chemical method as it is environmentally safe and low cost because of the absence of effluents. Also, solubilized proteins and minerals which are obtained after the steps involved in the extraction procedure, can be used for human and animal nutrition [20].

ESSENTIAL PROPERTIES OF CHITOSAN COATINGS

3.5.1 BARRIER PROPERTIES

Chitosan films or coatings help reduce weight loss in fruits and vegetables by serving as a barrier to moisture loss. Additionally, edible coatings enhance texture, improve product appearance, and extend shelf life by forming semi-permeable barriers that control the flow of gases like oxygen and carbon dioxide, and moisture [21]. Chitosan is considered a promising coating material (fig 3) due to the following properties:

1. **Film-Forming Ability:** Chitosan can be transformed into thin films, coatings, or composites, which function as an effective barrier layer. These films offer strong resistance to moisture because of their dense structure.
2. **Hydrophilic/Hydrophobic Balance:** Chitosan's amphiphilic nature allows it to interact with both water and nonpolar substances. Its moisture resistance can be enhanced by modifying its chemical structure through acetylation or by blending it with hydrophobic polymers.

Chitosan films have proven effective at preventing the passage of gases, such as oxygen and carbon dioxide, in addition to moisture. This makes them suitable for extending the shelf life of perishable goods. Oxygen exposure can accelerate the deterioration of certain packaged fruits and vegetables, leading to nutrient loss, colour changes, and off-flavors [22]. Furthermore, oxygen influences the respiration rate and ethylene production in these products.

Ethylene, known as the "ripening hormone," plays a crucial role in regulating plant processes like growth, ripening, and senescence. Controlling ethylene during storage can significantly extend the shelf life of fruits and vegetables, as increased ethylene levels lead to ripening, softening and degradation of chlorophyll eventually spoiling the produce [23]. By coating fruits with semi-permeable materials, such as chitosan, the availability of oxygen for respiration can be reduced, while carbon dioxide levels are increased, slowing down physiological processes and extending shelf life.

Chitosan coatings are particularly effective in inhibiting ethylene's impact [24]. They can form a barrier that prevents ethylene gas penetration, slowing the ripening process and prolonging the shelf life of fruits and vegetables. Chitosan may also adsorb or react with ethylene gas, capturing it and lowering its concentration in the surrounding environment, though this is not a direct inhibition of ethylene production.

3.5.2 ANTIMICROBIAL PROPERTIES

With the increasing demand for fresh fruits and vegetables, it has become essential to extend their shelf life to maintain quality and reduce losses. One effective approach to achieve this is through the application of antimicrobial active packaging systems, which are infused with antimicrobial agents to prevent spoilage and control microbial growth.

Chitosan has been shown to exhibit significant antibacterial activity against a wide range of bacteria. The antibacterial properties and mechanism of action of acid-soluble chitosan have been attributed to factors such as membrane disruption, cell lysis, abnormal osmotic pressure, and the formation of a protective chitosan coating around bacterial cells. This has been demonstrated through various tests, including cell membrane integrity assessments, outer membrane permeability assays, and transmission electron microscopy observations. Furthermore, the biofilm biomass was significantly reduced after treatment with acid-soluble chitosan, highlighting the importance of biofilm formation in the antibacterial mechanism of chitosan [25].

Chitosan exhibits antimicrobial activity against a variety of microorganisms, including Gram-positive and Gram-negative bacteria, fungi, and yeast. The antimicrobial efficacy of chitosan is explained by several mechanisms, with the most widely accepted being electrostatic interactions between chitosan and microorganisms [26]. At low pH levels, there is a strong electrostatic interaction between the protonated amino (-NH₂) groups of chitosan and the anionic carboxyl and phosphate groups on the bacterial cell surface. These interactions alter the permeability of the bacterial cell membrane, disrupting gas exchange between the cell's interior and exterior environments. Additionally, the rupture of the membrane leads to cellular dysfunction and the release of intracellular components [27].

The primary factor influencing chitosan's antimicrobial activity is the presence, density, and location of cationic charges within its polymer structure. Furthermore, the antimicrobial properties of chitosan are also closely related to its molecular weight (MW) and degree of acetylation (DA) [28].



Fig4. Physiological properties of chitosan [29]

METHODS OF APPLICATION OF CHITOSAN COATING

There are different application methods of edible coating which include spraying, dipping and foaming and dripping method.

3.6.1 SPRAYING

The spraying technique is commonly employed in large-scale industries because of its cost-efficiency and the high-quality results it delivers. This method ensures a uniform coating solution while allowing precise control over the temperature and thickness of the layers. Additionally, both the temperature and drying time during the spraying process influence the final quality of the coating [30].

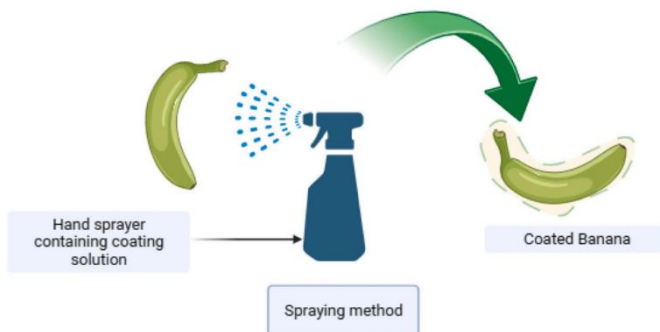


Fig5. Application of edible coating by spraying method [13]

3.6.2 DIPPING

This method is used to apply coatings on fruits, vegetables, meat, and other food products [31]. In this process, the food items are immersed in a prepared solution to coat their

surfaces. The key characteristics of the coating solution, such as thickness, density, and mechanical strength, are crucial for effective food product packaging [32].

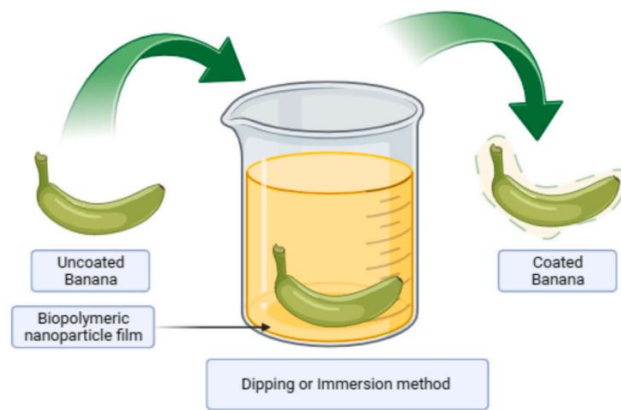


Fig6. Application of edible coating by dipping/immersion method[13]

3.6.3FOAMING AND DRIPPING METHOD

The dripping method applies a direct coating to the fruit surfaces using brushes in an attempt to extend the shelf life mainly for fruits like bananas. Here, edible films is delivered in the form of droplet with the help of a pressure emitter [33]. They are combined with a foaming agent before compressed air is shot into the applicator air tank using this method, which is the most economical for coating applications [34]. Constant agitation is done for uniform distribution and to break up the froth [35, 36]. However uneven distribution of edible coating is one of the limitation of this method[37].

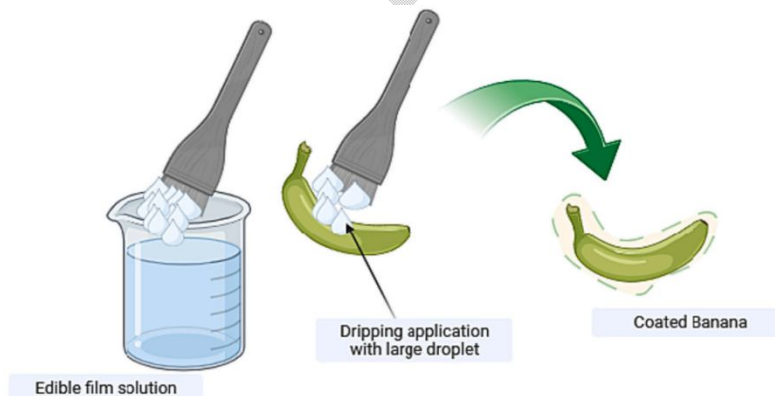


Fig7. Application of edible coating by foaming and dripping method [13]

3.7.EFFECT OF CHITOSAN COATING ON FRUITS AND VEGETABLES

Aerobic respiration is essential for harvested fruits and vegetables, as stored nutrients are utilized as substrates for respiration. As these nutrients decrease, the nutritional and commercial value of the produce diminishes accordingly. Controlling the respiration rate effectively can help extend the shelf life of postharvest fruits and vegetables [38]. The primary causes of weight loss in harvested fruits and vegetables include transpiration and the consumption of substrates for respiration. Approximately 80% of total weight loss is attributed to water loss, which affects the texture of fruits and vegetables, causing them to soften and lose their crispness [39]. When fruits and vegetables are coated with chitosan, more water is retained within the tissue, thereby increasing their commercial value [40].

Firmness is a key sensory attribute of fresh fruits and vegetables. During storage, firmness tends to decrease due to water evaporation, pectin degradation, and nutrient depletion [41]. Chitosan coatings help reduce transpiration, allowing more water to be retained, which in turn maintains higher cell turgor and results in greater firmness [42].

Fruit browning is mainly caused by the enzymatic oxidation of phenolic compounds to quinones, a process mediated by polyphenol oxidase (PPO), which significantly reduces consumer acceptance and leads to over 50% of fruit losses. Numerous studies have shown that chitosan-based coatings can inhibit PPO activity in various fruits, including strawberries, sweet cherries, cherimoya, loquat, longan, guava, grapes, apples, mangoes, pistachios, lemons, and pineapples [43]. This reduction in enzymatic browning is likely due to the lower availability of O₂ inside the fruit, which is required to initiate browning reactions [44].

Banana fruits coated with various treatments, including chitosan, a combination of chitosan and gibberellic acid, Jojoba coatings, CaCl₂ and glycerol. They found that a 1.5% chitosan coating, as well as a 1.5% chitosan + GA₃ (100 ppm) combination, significantly delayed weight loss (6.20 ± 0.36), decay percentage (10.3%), total soluble solids (14.0%), pH (5.04 ± 0.06), titratable acidity, sugar accumulation, and pigment degradation. Moreover, these treatments resulted in a higher ascorbic acid content (26.2 mg/100 g) compared to uncoated fruits (14.9 mg/100 g) and extended the shelf life of the bananas to 17 days [45].

Suseno et al. [46] investigated the effect of chitosan on Cavendish bananas stored at room temperature ($30 \pm 2^\circ\text{C}$) and found that a 2% concentration of chitosan was the most effective coating for reducing weight loss (30%) and vitamin C degradation (11%), while also maintaining desirable sensory attributes over a 7-day storage period. Similarly, Lustriane et al. [47] studied the impact of chitosan and chitosan nanoparticles on the postharvest quality of bananas and observed that chitosan nanoparticles extended the shelf life and maintained the quality of bananas stored at ambient temperature ($25 \pm 1^\circ\text{C}$) for 15 days. Esyanti et al. [48] reported that Cavendish bananas coated with 0.2% chitosan nanoparticles exhibited slower skin discoloration by 2-3 days compared to the control at $22 \pm 1^\circ\text{C}$. Chitosan edible coatings enriched with citrus limon peel extracts and *Ocimum tenuiflorum* leaf extracts on banana shelf life was investigated [68] at ambient temperature ($30 \pm 5^\circ\text{C}$, relative humidity $75 \pm 5\%$) [49]. A combination of 2% chitosan, 2% citrus limon peel extract, and 2% *Ocimum tenuiflorum* leaf extract significantly delayed weight loss ($4.9 \pm 0.19\%$), preserved ascorbic acid levels (30 mg/100g), and exhibited high antioxidant activity ($70.08 \pm 0.4\%$) with extended storage life of 16 days. Ahing and Wid [49] also studied the effects of acid-soluble chitosan on banana shelf life, and reported that 2% chitosan effectively maintained quality, with the lowest weight loss (22.6%) over a 12-day storage period.

Chien et al. [50] evaluated the effects of chitosan coatings on the quality and shelf life of sliced mangoes stored at 6°C and indicated that chitosan coatings reduced water loss (10.27%),

maintained sensory quality, increased soluble solid content, titratable acidity and ascorbic acid levels, and inhibited microbial growth for up to 7 days. Jitareerat et al. [51] examined The chitosan at 1.5% and 2.0% concentration was found effective controlling anthracnose in mango caused by *Colletotrichum gloeosporioides*. Zhu et al. [52] explored the effects of chitosan on the postharvest quality of mango (cv. Tainong) stored at 15°C and 85–90% relative humidity and found that 2% chitosan reduced weight loss (49.8%) and disease incidence (71.3%) compared to control samples. The impact of *Aloe vera* gel, chitosan, and calcium chloride (CaCl_2) on mango shelf life stored at ambient temperature ($25 \pm 2^\circ\text{C}$, $80 \pm 5\%$ relative humidity) was assessed and the Aloe-chitosan coatings significantly decreased weight loss (30.4%) and ascorbic acid degradation over 21 days of storage [53]. Kumar et al. [54] reported that chitosan-pullulan composite (50:50) edible coatings, enriched with pomegranate peel extract in mango, reduced physiological weight loss, maintained total soluble solids (TSS), acidity, and pH, and retained freshness, colour, taste, and texture for up to 18 days under cold storage conditions (4°C). Parvin et al. [55] further examined chitosan's impact on mango storage, finding that 1000 ppm chitosan solution, combined with refrigeration (4°C) and zip-bag packaging, reduced weight loss by up to 65% over 45 days.

Bautista-Banos et al. [56] investigated the effects of chitosan and plant extracts (custard apple leaves, papaya leaves, and papaya seeds) on *Colletotrichum gloeosporioides* growth, anthracnose levels, and papaya fruit quality. The results showed that 2.5% chitosan combined with plant extracts had a fungistatic effect, while 2.0% and 3.0% chitosan had fungicidal effects. The papaya fruits treated with 3% chitosan showed reduced physicochemical processes and decay, maintaining higher sensory quality during both ambient ($28 \pm 1^\circ\text{C}$) and cold storage ($12 \pm 1^\circ\text{C}$), with a shelf life of 9 and 23 days, respectively [57]. Escamilla-García et al. [58] assessed the effects of chitosan and oxidized starch on papaya shelf life, reporting that 3% chitosan, minimized physicochemical changes and decay, while retaining optimal pH (4.3 ± 0.2), titratable acidity ($0.12\% \pm 0.01\%$), and soluble solids ($12 \pm 0.2^\circ\text{Brix}$) over 15 days at $25 \pm 1^\circ\text{C}$. A combination of 1% chitosan and 1.5% ascorbic acid was found effective in maintaining papaya quality, reducing total soluble solids (TSS) by 3.45% and titratable acidity by 12.70% over 16 days of storage [59]. Raju et al. [60] demonstrated that a coating of chitosan combined with, *Aloe vera*, and ascorbic acid preserved quality parameters in papaya, including titratable acidity (0.670%), ascorbic acid content (67.12 mg/100g), and TSS: acid ratio (23.11%) during storage and transportation.

Thi Nguyen et al. [61] explored the effects of hot water treatment (50°C for 5 minutes) followed by a composite coating of 1.0% chitosan and 0.2% carrageenan on dragon fruit and reported that the coating effectively controlled disease through antioxidant defense responses and maintained overall quality for 30 days at 10°C . The effect of different concentrations of chitosan (2%, 3%, and 4%) on the postharvest quality of dragon fruit stored at ambient conditions was investigated and found that 4% chitosan extended shelf life (14 days) and minimized weight loss (1.56%) compared to untreated fruits, which had a shelf life of only 8 days [62].

Yang et al. [63] assessed chitosan coatings enriched with turmeric and green tea extracts for postharvest strawberry preservation and reported that chitosan coatings containing turmeric extract inhibited *Botrytis cinerea* proliferation over 7 days at 20°C , while green tea extract extended the antioxidant properties of strawberries. Sucharitha et al. [64] found that 0.25% chitosan was more effective than 0.5% in maintaining the physicochemical characteristics of tomatoes, extending shelf life to 30 days at 6°C whereas 2.5% chitosan delayed ripening and extended shelf life up to 30 days in tomato [65].

Tafi et al. [66] studied the preservation of fresh cherry tomatoes coated with insect-based chitosan at 0.5% and 1% concentrations, stored at room temperature and in cold storage (4°C) for 30 days and reported that insect-based chitosan had comparable properties to commercial chitosan derived from crustaceans.

4. FUTURE TRENDS OF EDIBLE COATING WITH CHITOSAN

Recent research in this area has concentrated on developing innovative technologies that enable more efficient control over the properties and functionality of coatings. In pursuit of this goal, several new methodologies have been introduced, primarily focused on composite or multilayered systems. However, their application to food products remains limited [11]. A new generation of edible coatings is currently being developed, aiming to incorporate and regulate the release of active compounds through nanotechnological approaches such as nanoencapsulation and multilayer systems. Presently, nanotechnologies are also being utilized to improve the nutritional value of food through nanoscale additives, nutrients, and nanosized delivery systems for bioactive compounds [67].

The future of chitosan edible coating as a technique for extending the shelf life of fruits and vegetables is likely to see significant developments and trends that build upon current research and technology. Here are some potential future trends in this field [69]. The chitosan edible coatings have the potential to play a crucial role in addressing food preservation challenges, reducing food waste, and ensuring the availability of fresh and safe fruits and vegetables. The future of this technology will likely be marked by continuous innovation, sustainability efforts, and increased adoption in the food industry.

CONCLUSION

Edible coating technology offers a promising approach for preserving the quality of fresh produce. Non-active coatings modify the internal environment of fruits by limiting gas and water exchange, which in turn lowers respiration rates, slows colour changes, and helps to maintain firmness. However, active edible coatings, which incorporate additional components, are more effective for extending the shelf life of fruits than non-active coatings as they can form a physical barrier and actively inhibit the growth of pathogens preventing decay. Chitosan, in particular, is gaining attention as an edible coating due to its natural antimicrobial properties, environmental sustainability, abundance, and excellent film-forming capabilities compared to other common biopolymers. In light of global food security concerns and the growing need for sustainable food preservation solutions, chitosan edible coatings offer a valuable strategy for reducing food waste, improving food safety, and ensuring greater access to fresh, nutritious produce. Hence, chitosan coatings are poised to play an increasingly important role in extending the shelf life of fruits and vegetables through edible coating technology.

REFERENCES

1. NHB [National Horticulture Board]. Horticultural Statistics at a Glance. Ministry of Agriculture & Farmers' Welfare Department of Agriculture, Cooperation & Farmers' Welfare, GOI; 2022
2. Otoni CG, Avena-Bustillos RJ, Azeredo HMC, Lorevice MV, Moura MR, Mattoso LHC. Recent advances on edible films based on fruits and vegetables—a review. *Compr Rev Food Sci Food Saf.* 2017;16:1151–69.

3. Agricultural and Processed Food Products Export Development Authority [APEDA]. Agriculture Export Policy. Ministry of Commerce and Industry, GOI; 2019. Available from: https://apeda.gov.in/apedawebsite/about_apeda/Agriculture_Export_Policy_27.01.2021.htm
4. Riseh RS, Vatankhah M, Hassanisaadi M, Kennedy JF. Chitosan-based nanocomposites as coatings and packaging materials for the postharvest improvement of agricultural product: A review. *CarbohydrPolym.* 2023;4:120666.
5. Food and Agriculture Organization of the United Nations (FAO), Food Security and Nutrition Around the World. <https://www.fao.org/3/cc3017en/online/state-food-security-and-nutrition-2023/food-security-nutrition-indicators.html>, 2023.
6. Food and Agriculture Organization of the United Nations (FAO), Manual for the Preparation and Sale of Fruits and Vegetables. [fao.org](http://www.fao.org), FAO.
7. Paidari S, Zamindar N, Tahergorabi R, Kargar M, Ezzati S, Shirani N, et al. Edible coating and films as promising packaging. *J Food Meas Charact.* 2021;15(5):4205–14.
8. Sarengaowa, Wang L, Liu Y, Yang C, Feng K, Hu W. Screening of essential oils and effect of a chitosan-based edible coating containing cinnamon oil on the quality and microbial safety of fresh-cut potatoes. *Coatings.* 2022;12(10):1492.
9. Miteluț AC, Popa EE, Draghici MC, Popescu PA, Popa VI, Bujor OC, et al. Latest developments in edible coatings on minimally processed fruits and vegetables: A review. *Foods.* 2021;10(11):2821.
10. Liu T, Li J, Tang Q, Qiu P, Gou D, Zhao J. Chitosan-based materials: An overview of potential applications in food packaging. *Foods.* 2022;11(10):1490.
11. Vargas M, Pastor C, Chiralt A, McClements DJ, Gonzalez-Martinez C. Recent advances in edible coatings for fresh and minimally processed fruits. *Crit Rev Food Sci Nutr.* 2008;48(6):496–511.
12. Galgano F. Biodegradable packaging and edible coating for fresh-cut fruits and vegetables. *Ital J Food Sci.* 2015;27(1):1–20.
13. Olunusi, S.O., Ramli, N.H., Fatmawati, A., Ismail, A.F. and Okwuwa, C.C., 2024. Revolutionizing tropical fruits preservation: Emerging edible coating technologies. *International Journal of Biological Macromolecules*, p.130682
14. Tanpichai S, Srimarut Y, Woraprayote W, Malila Y. Chitosan coating for the preparation of multilayer coated paper for food-contact packaging: Wettability, mechanical properties, and overall migration. *Int J Biol Macromol.* 2022;213:534–45.
15. Hu Q, Zhou F, Ly NK, Ordyna J, Peterson T, Fan Z, et al. Development of multifunctional nanoencapsulated trans-resveratrol/chitosan nutraceutical edible coating for strawberry preservation. *ACS Nano.* 2023;17(9):8586–97.
16. Kou SG, Peters LM, Mucalo MR. Chitosan: A review of sources and preparation methods. *Int J Biol Macromol.* 2021;169:85–94.
17. Islam N, Hoque M, Taharat SF. Recent advances in extraction of chitin and chitosan. *World J MicrobiolBiotechnol.* 2023;39(1):28.
18. Khan A, Salmieri S, Fraschini C, Bouchard J, Riedl B, Lacroix M. Genipin cross-linked nanocomposite films for the immobilization of antimicrobial agent. *ACS Appl Mater Interfaces.* 2014;6(17):15232–42.
19. Hosseinnejad M, Jafari SM. Evaluation of different factors affecting antimicrobial properties of chitosan. *Int J Biol Macromol.* 2016;85:467–75.
20. Kozma M, Acharya B, Bissessur R. Chitin, chitosan, and nanochitin: extraction, synthesis, and applications. *Polymers.* 2022;14(19):3989
21. Jafarzadeh S, Nafchi AM, Salehabadi A, Oladzad-abbasabadi N, Jafari SM. Application of bio-nanocomposite films and edible coatings for extending the shelf life of fresh fruits and vegetables. *Adv Colloid Interface Sci.* 2021;291:102405.
22. Lee SY, Lee SJ, Choi DS, Hur SJ. Current topics in active and intelligent food packaging for preservation of fresh foods. *J Sci Food Agric.* 2015;95:2799–811.

23. Kaewklin P, Siripatrawan U, Suwanagul A, Lee YS. Active packaging from chitosan titanium dioxide nanocomposite film for prolonging storage life of tomato fruit. *Int J Biol Macromol.* 2018;112:523–9.
24. Yadav A, Kumar N, Upadhyay A, Sethi S, Singh A. Edible coating as postharvest management strategy for shelf-life extension of fresh tomato (*Solanum lycopersicum* L.): An overview. *J Food Sci.* 2022;87(6):2256–90.
25. Guarnieri A, Triunfo M, Scieuzo C, Ianniciello D, Tafi E, Hahn T, et al. Antimicrobial properties of chitosan from different developmental stages of the bioconverter insect *Hermetia illucens*. *Sci Rep.* 2022;12(1):8084.
26. Sahariah P, Masson M. Antimicrobial chitosan and chitosan derivatives: a review of the structure–activity relationship. *Biomacromolecules.* 2017;18(11):3846–68
27. Romanazzi G, Feliziani E, Sivakumar D. Chitosan, a biopolymer with triple action on postharvest decay of fruit and vegetables: eliciting, antimicrobial and film-forming properties. *Front Microbiol.* 2018;9:2745
28. Yang Y, Aghbashlo M, Gupta VK, Amiri H, Pan J, Tabatabaei M, et al. Chitosan nanocarriers containing essential oils as a green strategy to improve the functional properties of chitosan: A review. *Int J Biol Macromol.* 2023;236:123954.
29. Wang, J., Yuan, Y., Liu, Y., Li, X. and Wu, S., 2024. Application of chitosan in fruit preservation: A review. *Food Chemistry: X*, p.101589.
30. Andrade RD, Skurtys O, Osorio FA. Atomizing spray systems for application of edible coatings. *Compr Rev Food Sci Food Saf.* 2012;11(3):323–37.
31. Lu F, Ding Y, Ye X, Liu D. Cinnamon and nisin in alginate–calcium coating maintain quality of fresh northern snakehead fish fillets. *LWT Food Sci Technol.* 2010;43(9):1331–5.
32. Adiletta G, Di Matteo M, Petriccione M. Multifunctional role of chitosan edible coatings on antioxidant systems in fruit crops: A review. *Int J Mol Sci.* 2021;22(5):2633.
33. Lam ND, Thang PC. Formulating of an composite coating for use in banana fruits preservation. In *International Workshop on Agricultural and Biosystems Engineering*. Agricultural Publishing House, Hanoi 2013 (pp. 250-258).
34. Guerra M, Porteous-Álvarez AJ, Marcelo V, Sanz MA, Rodríguez-González Á, Casquero PA. Edible Oil-Based Coatings Preserve Quality of Organic Apple cv. 'Golden Delicious' during Storage. *Agronomy.* 2024 Jul 29;14(8):1659.
35. K. Kinnunen-Raudaskoski, T. Hjelt, E. Kentta, " U. Forsstrom, " Thin coatings for paper by foam coating, *TAPPI J.* 13 (7) (2017) 9–19.
36. K. Prasad, A. Kumar Guarav, P. Neha, *Acta Scientific Agriculture* (ISSN: 2581-365X) Edible Coating Technology for Extending Market Life of Horticultural Produce, 2018.
37. Krzan M. Rheology of the wet surfactant foams and biofoams-a review. *CzasopismoTechniczne.* 2013.
38. Perdonés A, Sanchez-Gonzalez L, Chiralt A, Vargas M. Effect of chitosan–lemon essential oil coatings on storage-keeping quality of strawberry. *Postharvest Biol Technol.* 2012;70:32–41.
39. Velickova E, Winkelhausen E, Kuzmanova S, Alves VD, Moldao-Martins M. Impact of chitosan-beeswax edible coatings on the quality of fresh strawberries (*Fragaria ananassa* cv Camarosa) under commercial storage conditions. *LWT Food Sci Technol.* 2013;52(2):80–92.
40. Bhan C, Asrey R, Meena NK, Rudra SG, Chawla G, Kumar R, et al. Guar gum and chitosan-based composite edible coating extends the shelf life and preserves the bioactive compounds in stored Kinnow fruits. *Int J Biol Macromol.* 2022;222:2922–35.
41. Qi H, Hu W, Jiang A, Tian M, Li Y. Extending shelf-life of fresh-cut 'Fuji' apples with chitosan-coatings. *Innov Food Sci Emerg Technol.* 2011;12(1):62–6.

42. Xiao Z, Luo Y, Wang Q. Combined effects of sodium chlorite dip treatment and chitosan coatings on the quality of fresh-cut d'Anjou pears. *Postharvest Biol Technol.* 2011;62(3):319–26.
43. Molamohammadi H, Pakkish Z, Akhavan HR, Saffari VR. Effect of salicylic acid incorporated chitosan coating on shelf life extension of fresh in-hull pistachio fruit. *Food Bioprocess Technol.* 2020;13:121–31.
44. Li H, Shui Y, Li S, Xing Y, Xu Q, Li X, et al. Quality of fresh-cut lemon during different temperatures as affected by chitosan coating with clove oil. *Int J Food Prop.* 2020;23(1):1214–30.
45. Gol NB, Ramana Rao TV. Banana fruit ripening as influenced by edible coatings. *Int J Fruit Sci.* 2011;11(2):119–35.
46. Suseno N, Savitri E, Sapei L, Padmawijaya KS. Improving shelf-life of cavendish banana using chitosan edible coating. *Procedia Chem.* 2014;9:113–20.
47. Lustriane C, Dwivany FM, Suendo V, Reza M. Effect of chitosan and chitosan-nanoparticles on post-harvest quality of banana fruits. *J Plant Biotechnol.* 2018;45(1):36–44.
48. Esyanti RR, Zaskia H, Amalia A, Nugrahapraja H. Chitosan nanoparticle-based coating as post-harvest technology in banana. *J Phys Conf Ser.* 2019;1204:012109.
49. Ahing FA, Wid N. Preservation coating effect of acid-soluble chitosan on the shelf life of banana in Sabah. *Borneo J Resour Sci Technol.* 2022;43(1):53.
50. Chien PJ, Sheu F, Yang FH. Effects of edible chitosan coating on quality and shelf life of sliced mango fruit. *J Food Eng.* 2007;78(1):225–9.
51. Jitareerat P, Paumchai S, Kanlayanarat S, Sangchote S. Effect of chitosan on ripening, enzymatic activity, and disease development in mango (*Mangifera indica*) fruit. *N Z J Crop Hortic Sci.* 2007;35(2):211–8.
52. Zhu X, Wang Q, Cao J, Jiang W. Effects of chitosan coating on postharvest quality of mango (*Mangifera indica* L. cv. Tainong) fruits. *J Food Process Preserv.* 2008;32(5):770–84.
53. Zhu X, Wang Q, Cao J, Jiang W. Effects of chitosan coating on postharvest quality of mango (*Mangifera indica* L. cv. Tainong) fruits. *Journal of Food Processing and Preservation.* 2008 Oct;32(5):770-84.
54. Kumar N, Petkoska AT, AL-Hilifi SA, Fawole OA. Effect of chitosan–pullulan composite edible coating functionalized with pomegranate peel extract on the shelf life of mango (*Mangifera indica*). *Coatings.* 2021;11(7):764.
55. Parvin N, Rahman A, Roy J, Rashid MH, Paul NC, Mahamud MA, et al. Chitosan coating improves postharvest shelf-life of mango (*Mangifera indica* L.). *Acta Hortic.* 2023;9(1):64.
56. Bautista-Banos S, Hernandez-Lopez M, Bosquez-Molina E, Wilson CL. Effects of chitosan and plant extracts on growth of *Colletotrichum gloeosporioides*, anthracnose levels and quality of papaya fruit. *Crop Prot.* 2003;22(9):1087–92.
57. Bhanushree LS, Vasudeva KR, Suresha GJ, Sadananda GK, Halesh GK. Influence of chitosan on postharvest behaviour of papaya (*Carica papaya* L.) fruits under different storage conditions. *J PharmacognPhytochem.* 2018;7(2):2010–14.
58. Escamilla-Garcia M, Rodriguez-Hernandez MJ, Hernandez-Hernandez HM, Delgado-Sanchez LF, Garcia-Almendarez BE, Amaro-Reyes A, et al. Effect of an edible coating based on chitosan and oxidized starch on shelf life of *Carica papaya* L., and its physicochemical and antimicrobial properties. *Coatings.* 2018;8(9):318.
59. Zhou Y, Hu L, Chen Y, Liao L, Li R, Wang H, et al. The combined effect of ascorbic acid and chitosan coating on postharvest quality and cell wall metabolism of papaya fruits. *LWT Food Sci Technol.* 2022;171:114134
60. Raju M, Mondal R, Valliath AS, Tejaswi S, Das P. Enhancement of quality parameters and shelf-life of papaya fruit (*Carica papaya* L) by edible coating during storage and transportation. *Plant Sci Today.* 2023;10(2):114–19.

61. Nguyen HT, Boonyaritthongchai P, Buanong M, Supapvanich S, Wongs-Aree C. Postharvest hot water treatment followed by chitosan-and κ -carrageenan-based composite coating induces the disease resistance and preserves the quality in dragon fruit (*Hylocereus undatus*). *Int J Fruit Sci.* 2020;20(3):2030–44.
62. Prashanth R, Kumar AK, Rajkumar M, Aparna K. Studies on postharvest quality and shelf life of pink fleshed dragon fruit (*Hylocereus* spp.) coated with chitosan and stored at ambient temperature. *Biofarmasi J Nat Prod Biochem.* 2022;3(14):340–7.
63. Yang C, Lu JH, Xu MT, Shi XC, Song ZW, Chen TM, et al. Evaluation of chitosan coatings enriched with turmeric and green tea extracts on postharvest preservation of strawberries. *LWT Food Sci Technol.* 2022;163:113551.
64. Sucharitha KV, Beulah AM, Ravikiran K. Effect of chitosan coating on storage stability of tomatoes (*Lycopersicon esculentum* Mill). *Int Food Res J.* 2018;25(1):93–9.
65. Sree KP, Sree MS, Samreen PS. Application of chitosan edible coating for preservation of tomato. *Int J Chem Stud.* 2020;8(4):3281–5.
66. Tafi E, Triunfo M, Guarneri A, Ianniciello D, Salvia R, Scieuzo C, et al. Preliminary investigation on the effect of insect-based chitosan on preservation of coated fresh cherry tomatoes. *Sci Rep.* 2023;13(1):7030.
67. Bouwmeester H, Dekkers S, Noordam MY, Hagens WI, Bulder AS, De Heer C, et al. Review of health safety aspects of nanotechnologies in food production. *Regul Toxicol Pharmacol.* 2009;53(1):52–62.
68. Deb Majumder S, Sarathi Ganguly S. Effect of a chitosan edible-coating enriched with citrus limon peel extracts and *Ocimum tenuiflorum* leaf extracts on the shelf-life of bananas. *Biosurf Biotribol.* 2020;6(4):124–8.
69. Gaspar MC, Braga ME. Edible films and coatings based on agrifood residues: a new trend in the food packaging research. *Curr Opin Food Sci.* 2023;50(1):101006.