

Review Article

Dietary Ecology of Predatory Insects: Examining the Role of Prey and Non-Prey Foods of Ladybird Beetle

Abstract:

Ladybird beetles consume a wide variety of non-prey items in their natural habitats, including aphids, fruits, plants, fungi, honeydew, and nectar. These non-prey foods play several critical roles, such as boosting fertility, decreasing mortality during dormancy (diapause), supporting migration, and enhancing survival during times when prey is scarce. Larval ladybird beetles have more specialized nutritional needs compared to adults, with simple carbohydrates being crucial nutrients that can improve adult beetle function and reproductive success. Non-prey foods often provide similar or greater nutritional and caloric content compared to prey. Each non-prey item has distinct defense mechanisms and nutritional benefits, influencing its suitability for ladybird beetles. Research comparing diets consisting solely of prey with mixed diets that include non-prey foods revealed that while pollen improved larval and adult performance, a diet high in sugar alone was less effective for reproduction compared to an aphid-based diet. Wheat, which lacks essential nutrients such as proteins, could not adequately support egg production and larval development. Although pollen did enhance overall performance, it could not completely offset the nutritional shortcomings of a diet high in sugar. Adding sugar to a diet did not markedly enhance the performance of ladybird beetles when compared to a diet composed entirely of prey. This review underscores the need to understand the varied diet of ladybird beetles within their ecological context, as it has significant implications for the success of conservation-oriented biological control effort.

Keywords Lady Beetle, Pollen, Fungus, Sugar, Honey,

1) Introduction:

Tracing food dynamics between predators like ladybird beetles and their prey, such as aphids, presents significant challenges within ecological food webs (Eitzinger et al., 2013; Traugott et al., 2013). Effective management of agricultural pests relies heavily on reducing herbivore populations, and biological control offers a promising strategy for pest management (Zou et al., 2017). Ladybird beetles, which are often found in crop ecosystems preying on aphids, may bypass natural control mechanisms due to external factors (Santos et al., 2016). Traditionally, beetles are classified as carnivores, but this classification can be limited and exceptions exist

(Giorgi et al., 2009). For instance, ladybird beetles vary in their dietary specialization, preying on aphids, mites, or scales.

Metabarcoding is a valuable technique for identifying prey DNA within predator digestive tracts, offering insights into feeding dynamics (Traugott et al., 2013; Bona et al., 2020). This approach helps elucidate the role of specific prey in the life cycle of ladybird beetles and enhances our understanding of their ecological interactions. Recognizing the full dietary range of predators is crucial in optimizing biological pest control and appreciating the broader impacts of pest management strategies.

2: Pollen

Pollen, or bee bread, is crucial for bee breeding as it provides essential proteins necessary for development (Eitzinger, 2013). It also plays a key role in honey analysis by revealing the floral sources of nectar used in honey production. By analyzing the relative abundance of different pollen types in honey, producers can accurately label honey to reflect its primary and secondary nectar sources. This is important for market purposes, as honey prices can vary based on the plant sources. Accurate pollen analysis ensures proper labeling and compliance with market standards, even for premium-grade honey, by detecting the actual nectar sources used in honey production.. Additionally, pollen analysis of honey is often required to determine the geographic origin of a honey sample (Bibi, 2008).

3: Honey

Honey is made from the nectar of the bees and the natural sweetener. Bees gather this ingredient from the flower secretion and the living plant component, combining it with their chemicals before storing and releasing it (White, 1980). Honey is claimed (Abdulla, 1998) to possess healing qualities; used to be a remedy for rheumatic, cardiac, and respiratory conditions; to aid in digestion. Bees need four natural resources to survive: water, resin, nectar, and pollen (Seedley, 1985). The hive is kept cool with water, which also thins the honey. Larval resin is used to plug gaps, seal decaying wood, and fortify colonies. Bees get more of their energy from carbohydrates, primarily the nectar to turn into the honey, which can then be fed.

4: Aphids

Aphids have the potential to facilitate intricate interactions between herbivores that are mediated by the host plant, to the extent that certain herbivores can modify the physiology of the host plant and consequently its nutritional. Aphids inject saliva, which frequently modifies plant physiology as they feed on the phloem content of the plants (Prado, 1994). Some functions of their combined effect will be seen in physiology. When feeding in groups, individuals of aphid species that established closely spaced colonies can benefit from rapid growth (Qureshi, 2005). Wheat crops, *Triticum aestivum* L. is grown in many areas as cereal. These are the green bug aphids, *Schizaphus graminum*, the wheat aphids, *Duraphus anoxia*, and the bird cherry oat aphids, *Ropalociphumpedi* (Homoptera: Aphididae) (Schotzko, 2000; Turney, 1986) .

5: Lady Bird Beetle

Coccinellidae is a family of small beetles (Hawkeswood, 1988). Female bird beetles range in size from 7.6 to 10 mm and have seven spots on their body. The body colour is orange and seven spots on the body. Its body is round in shape and the breast is black with light yellow spots on the front (Lyneborg, 1977). Both larvae and adults feed on aphids (Buczacki, 2002) .

Aphids are controlled by biological methods rather than using highly toxic and dangerous pesticides. {Bellows, 2001

6. Dietary Adequacy of Not Prey Diet for Ladybird Beetle

A comprehensive analysis compared the nutritional content of various arthropod prey, pollen, fungi, and flower nectar. Pollen matched or surpassed prey in lipid, carbohydrate, protein, and calorie content, whereas flower nectar, rich in carbohydrates, lacked in calories, proteins, and fats. Fungi had lower levels of energy, protein, and fat compared to prey, despite similar carbohydrate content. Two databases were created to evaluate the benefits of aphids versus non-prey foods (pollen, honey, nectar) for ladybird beetles. The first database included 46 experiments from 14 studies, while the second comprised 52 comparisons from 16 studies, aiming to identify the optimal diet for beetle health and performance.

TABLE 1 COMPARISON OF PREY DIET (APHIDS) AND NON-PREY-DIET (POLLEN, HONEY, AND NECTAR) ON THE LADYBIRD BEETLE SPECIES

Study	Species	Diet type	Experimental comparison	Reference
Study 1	ladybird beetle	Prey	46	(Lundgren, 2009)
Study 2	ladybird beetle	Prey only mixed	52	(Lundgren, 2009)

Many life history parameters of the ladybird beetle were divided into three categories: reproductive performance of adults, and performance of larvae. Hedges d was the effect size estimator used in meta-analyses, and standard deviations, means, and sample sizes were used to determine relative effect sizes. For each life history parameter, \pm bootstrap confidence intervals corrected for nonparametric bias were calculated with treatment contrasts.

TABLE 2 DIETARY EFFECTS ON LADYBIRD BEETLE PERFORMANCE: UNRAVELING THE EFFECTS OF PREY VS. NON-PREY DIET THROUGH HEDGES ANALYSIS"

Condition	Effect Size(Hedge's d)	95% Confidence Interval	Experimental Comparisons	Reference
Larvae-Prey Diet	0.5	0.3, 0.7	50	(Lundgren, 2009)
Adult-Prey diet	0	0.9, 1	45	
Larvae not-prey diet	-0.5	0.7, -0.3	25	
Adult, not prey diet	-1	0.9, -1.5	20	

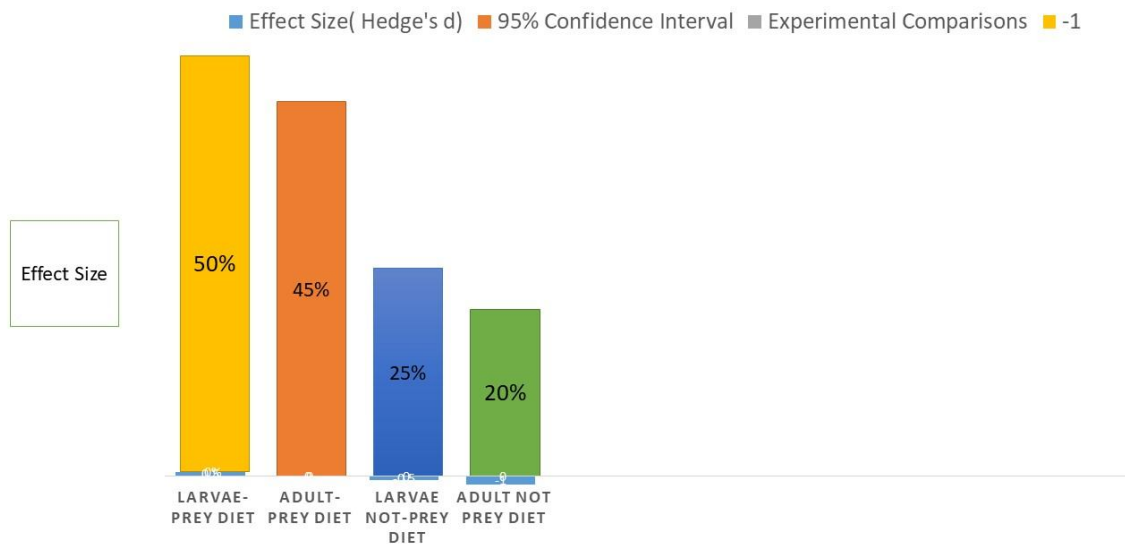


FIGURE 1 SHOWS LADYBIRD BEETLES PERFORM BETTER ON PREY-ONLY DIETS THAN NON-PREY DIETS OF SUGAR AND POLLEN.

TABLE 3 COMPARES PERFORMANCE ON APHIDS VERSUS NON-PREY DIETS.

Comparison	Effect Size (Hedges'd)	Confidence Interval	Experimental Comparisons	(Lundgren, 2009)
Larvae - Prey vs. Non-Prey	Small negative	[-0.2, 0.1]	46	
Adults - Prey vs. Non-Prey	Medium negative Small/medium	[-0.5, -0.2]	44	
Larvae - Prey vs. Pollen	negative	[-0.3, 0.0]	25	
Adults - Prey vs. Pollen	Medium/huge negative	[-0.6, -0.3]	19	
Larvae - Prey vs. Sugar	Small/huge negative Small/medium	[-0.4, -0.1]	16	
Adults - Prey vs. Sugar	negative	[-0.5, -0.2]	15	

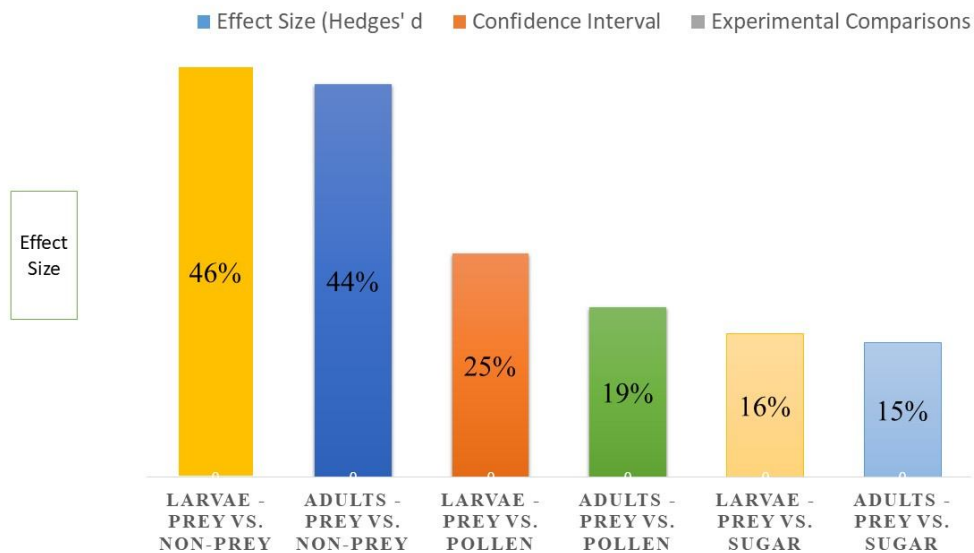


FIGURE 2 SHOWS THAT LADYBIRD BEETLES PERFORM BETTER ON PREY-ONLY DIETS THAN ON NON-PREY DIETS (SUGAR AND POLLEN), WITH ERROR BARS SHOWING 95% CONFIDENCE INTERVALS.

Effect sizes that were small, medium, and large were used to categorize the results, and comparisons were made between diets that consisted entirely of prey and diets that consisted entirely of non-prey. Additional data analyses were conducted to determine whether pollen and sugar had comparable effects on ladybird beetle fitness.

7: Comparative nutritional value of both prey (aphids) and non-prey diets (pollen, honey, and nectar) on ladybird beetle

Figure 1 illustrates how non-prey diets (pollen, nectar, honeydew, fruits) are less suitable than prey (Aphids) for the performance of ladybird beetle larvae and adults. Interestingly, only larvae fed on pollen were included in the analysis of larval performance as shown in Figures 1 and 2. Figure 2 also shows that the age or fluctuation in weight of ladybird beetles supplied with sugar did not show any significant difference from those fed on sugar. Prey, however, must be recognized as the most abundant food supply for breeding. Many prey items have been investigated and therefore considered as alternative foods in the literature

TABLE 4 THE COMPARATIVE IMPACT OF PREY-ONLY AND MIXED DIETS ON LADYBIRD BEETLE LARVAE AND ADULTS: A QUANTITATIVE ANALYSIS USING HEDGES INTERVALS''

Experimental Comparison	Effect (Hedgd)	95% Confidence Interval	Interpretation	Reference
Larvae - Prey Only	Negative	50	Prey-only food more effective for larvae	Reference
Adults - Prey Only	Negative	45	Prey-only food more effective for adults	(Lundgren, 2009)
Larvae - Mixed Food	Negative	30	Mixed food more effective for larvae	
Adults - Mixed Food	Negative	25	Mixed food more effective for adults	

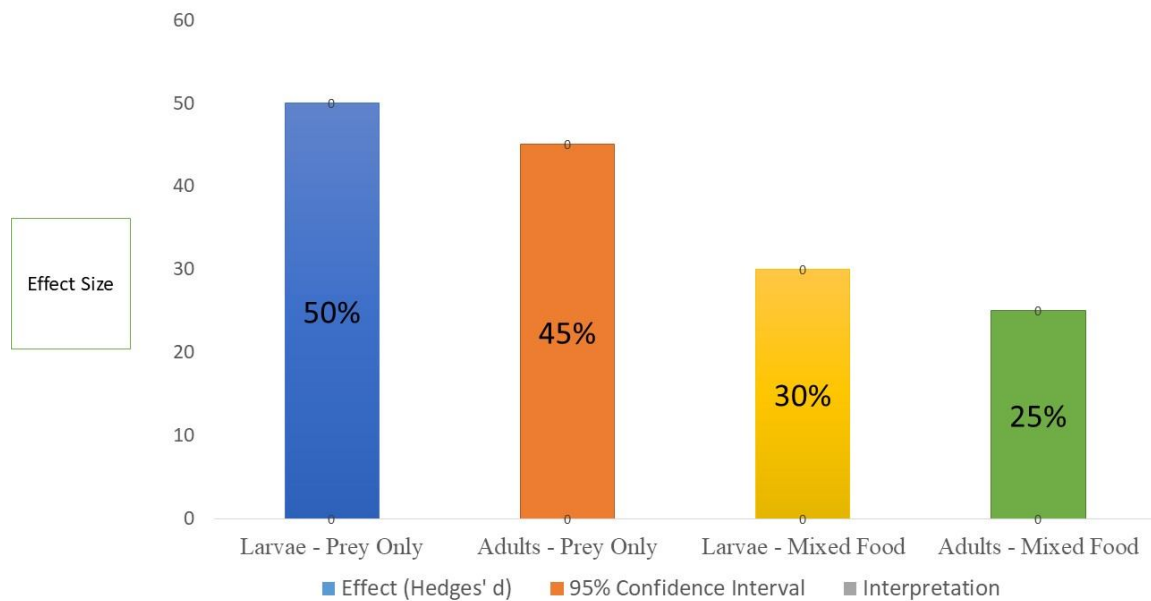


FIGURE 3 SHOWS THAT LADYBIRD BEETLES PERFORM BETTER ON PREY-ONLY DIETS THAN MIXED DIETS OF SUGAR AND POLLEN, WITH ERROR BARS INDICATING 95% CONFIDENCE INTERVALS.

Pollen contained a wider range of nutrients than prey but was found to be less useful in maintaining adult performance. There are two plausible, though not exclusive, explanations for the trends observed.

- (1) Pollen may lack certain unknown nutrients essential for lady beetle performance, and
- (2) the nutritional composition or defenses of pollen make it unsuitable.

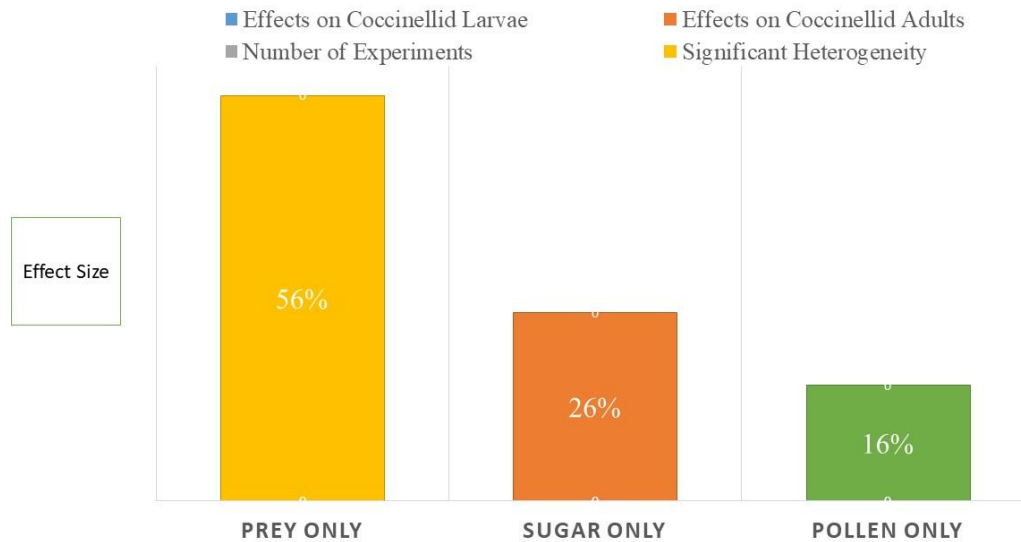


FIGURE 1 EFFECT OF SUGAR AND POLLEN SUPPLEMENTATION ON LADYBIRD BEETLE LARVAE AND ADULTS FED A PREY-RESTRICTED DIET: A QUANTITATIVE ANALYSIS USING HEDGES AND EXPERIMENTAL INSIGHTS”

8: The Role of Not-Prey Foods in Mixed Diets for Ladybird Beetle

As shown in Figures Three and Four, only the combination of prey food and pollen consumption had a significant and favorable effect on larval performance. This suggests that certain nutrients found in pollen are deficient in the prey species examined in the research papers, perhaps increasing some commonly "essential" foods. As illustrated in Figure 3, another finding in the literature is that the fitness and performance of adult ladybird beetles do not consistently change when non-predator foods are added to diets that consist entirely of prey. Happens. However, different consequences of sugar and pollen in this life stage explain the observed heterogeneity in the database.

9: Exploring the World of Pollen

When there is no other food source for ladybird beetle insects, pollen is one of their most nutrient-dense options. It has been investigated in lab and field settings as its food habitat. It has been demonstrated that at least 39 species of entomophagous ladybird beetles consume aphids, according to studies involving more than 88 species of pollinators in both. One of the richest sources of nutrients that ladybugs have access to that is not intended for consumption is pollen, which has been well-researched and found to be a vital part of their diet.

10: Nutritional Significance of Pollen and Aphids for ladybird beetle Beetles

Aphids and pollen are crucial nutrient sources for ladybird beetles. Pollen, rich in proteins (12-61% of dry weight) and essential amino acids, supports beetle growth, including amino acids like proline. Pollen also provides sterols, vital for insect hormones, and various minerals and vitamins. Despite its high nutrient density, pollen is nearly dry and requires additional water for beetles. Nutritional quality of pollen can vary significantly between species and test methods. Other simple sugars found in pollen include fructose, glucose, and sucrose, further contributing to its nutritional value (Stanley et al., 1974; T'ai and Buchmann, 2000; Erhardt et al., 1990; De Clercq et al., 2005; Lundgren, 2009).

11: Exploring Non-Prey Foods in Ladybird Beetle

Entomophagous ladybird beetles show consume a wide variety of aphids and non-prey (pollen, nectar, pollinator honeydew) products, including aphids, fungi, fruits, and plants. In addition (Putman 1964), (Anderson 1982), and (Triltsch 1999) characterizing the ladybird beetle abdominal organs of field-collected shows abundant consumption of inorganic material. The function of these inorganic materials within the body is completely unknown despite their remarkable use.

12: Conclusion

Ladybird beetles typically consume a diet that includes both prey, like aphids, and non-prey items such as pollen, nectar, honeydew, and other plant-based materials. These non-prey foods are crucial for supporting essential life functions, including migration, reproduction, and survival during dormancy or hibernation. While aphids are especially important for providing nutrients critical to larval growth, non-prey foods like nectar and pollen also play a significant role, particularly for adult beetles. Research indicates that although predation is vital for growth, a mixed diet that includes aphids along with non-prey foods like nectar, pollen, and honey promotes more rapid development and greater reproductive success than an aphid-only diet. However, pollen alone may decrease adult performance, suggesting that non-prey foods are most beneficial when combined with prey. Carbohydrates, particularly sucrose, are important for adult beetle survival and can prevent weight loss, but they do not fully replace the nutritional benefits of a prey-based diet. The effectiveness of non-prey foods varies, and ladybird beetles exhibit different responses to them. Studies have revealed unexpected advantages of incorporating non-prey items into their diet, which can enhance both larval development and adult reproduction. This underscores the necessity of understanding the comprehensive diet of ladybird beetles, as both prey and non-prey foods are crucial for their overall health and their role as effective biological control agents.

TABLE 5 PRESENTS A META-ANALYSIS COMPARING APHID-ONLY DIETS TO NON-PREY DIETS (POLLEN AND SUGAR) FOR LADYBIRD BEETLES. THE ANALYSIS, USING HEDGES' D, SHOWS THAT LADYBIRD BEETLE GROWTH AND SIZE ARE HIGHER ON APHID DIETS, WHILE NON-PREY FOODS LIKE NECTAR AND POLLEN RESULT IN REDUCED GROWTH AND DEVELOPMENT.

Coccinellid species	Pray Species	Non-Prey food	Parameter measured	Effect Size	Var (d)	References
Larval Performance						
<i>Adalia Bipunctata</i> (L)	EphestiaKuehniellazeller	Bee Pollen mixture	Development period (d)	-8.8804	1.4088	De Clercq, Bonte et al. (2005)
Adalia Bipunctata	Acyrtosiphonpisum (Harriss) (Harris)	Rosaceae pollen	Development period (d)	-8.1803	3.4346	(JL, 1986)
Coleomegillamaculata(Pollen 2)	Rhopalosiphummaidis(Fitch)	Corn pollen	Development period (d)	-1.6914	0.1165	Lundgren, Razzak et al. (2004)
Coleomegillamaculata(Pollen 3)	Rhopalosiphummaidis	Corn pollen	Development period (d)	-1.8491	0.1225	Lundgren, Razzak et al. (2004)
Coleomegillamaculata(Pollen 4)	Rhopalosiphummaidis	Corn pollen	Development period (d)	-1.6506	0.113	Lundgren, Razzak et al. (2004)
Coleomegilla maculata	Rhopalosiphummaidis	Corn pollen	Development period (d)	-3.5384	0.855	(Smith, 1965)
coleomegilla maculata	Myzuspersicae(Sulzer)	Corn pollen	Development period (d)	-1.2977	0.1729	Hazzard and Ferro (1991)
Coleomegilla maculata	Leptinotarsa decemlineata(say)	Corn pollen	Development period (d)	2.3316	0.2711	Hazzard and Ferro (1991)
Coleomegilla maculata	SchizaphisGraminum(Rodani)	Bee Pollen	Development period (d)	-9.4452	0.4192	Michaud and Jyoti (2008)
Coleomegilla maculata	Ephestiakueniella	Bee Pollen	Development period (d)	-8.3675	0.3485	Michaud and Jyoti (2008)
Harmonia axyridis(laboratory females)	EphestiaKueniella	Bee Pollen mixture	Development period (d)	-4.832	0.3148	Berkvens, Bonte et al. (2008)
Harmonia axyridis(red females)	Ephestiakueniella	Bee Pollen mixture	Development period (d)	-5.3429	0.4343	Berkvens, Bonte et al. (2008)
Harmonia axyridis(Black females)	Ephestiakueniella	Bee Pollen mixture	Development period (d)	-3.7606	0.2484	Berkvens, Bonte et al. (2008)
axyridis(Laboratory males)	Ephestiakueniella	Bee Pollen mixture	Development period (d)	-5.2423	0.5326	Berkvens, Bonte et al. (2008)
Harmonia axyridis (red males)	Ephestiakueniella	Bee Pollen mixture	Development period (d)	-8.3538	1.3322	Berkvens, Bonte et al. (2008)
Harmonia axyridis(Black males)	Ephestiakueniella	Bee Pollen mixture	Development period (d)	-6.2844	0.7042	Berkvens, Bonte et al. (2008)
Harmonia axyridis	MyzusPersicae	Corn pollen	Development period (d)	-9.4045	5.0473	Hokusima and Itoh (1976)
Harmonia axyridis	MyzusPersicae	Corn Pollen + honey	Development period (d)	-5.1101	1.0041	Hokusima and Itoh (1976)
Harmonia axyridis	Aphis mellifera L.	Bee Pollen	Development period (d)	5.5991	1.3838	Hokusima and Itoh (1976)
Harmonia axyridis	Apis mellifera	Corn Pollen + honey	Development period (d)	-3.083	0.4203	Hokusima and Itoh (1976)
Micraspisdiscolo(Fabricius)	Rhopalosiphummaidis	Corn pollen	Development period (d)	-9.644	0.2232	(Science, 2006)
Micraspislineata (Thunberg)	Aphis gossypii Glover F1	Bee Pollen	Development period (d)	1.1139	0.165	Anderson, Hales, et al. (1983)
Micraspislineata	Aphis gossypii F2	Bee Pollen	Development period (d)	-3.1769	0.3489	Anderson, Hales, et al. (1983)
Micraspislineata	Acyrtosiphon Pisum	Bee Pollen	Development period (d)	1.7889	0.2692	(Anderson, Hales, et al. 1983)
Propyleajaponica(Thunberg)	Myzuspersicae	Rye Pollen	Development Period (d)	-5.3752	1.2546	Hokusima and Itoh (1976)
Propylea japonica	Myzuspersicae	Corn Pollen+ Honey	Development Period (d)	4.5555	0.7569	Hokusima and Itoh (1976)
Propylea Japonica	Apis mellifera	Rye Pollen	Development period (d)	-4.2874	0.9454	Hokusima and Itoh (1976)

REFERENCES:

- Anderson, J., et al. (1983). "'Micraspis lineata'(Thunberg)(Coleoptera: Coccinellidae)-seasonality and food." **15**: 47-52.
- Berkvens, N., et al. (2008). "Pollen as an alternative food for Harmonia axyridis." 201-210.
- De Clercq, P., et al. (2005). "Development and reproduction of Adalia bipunctata (Coleoptera: Coccinellidae) on eggs of Ephestia kuehniella (Lepidoptera: Phycitidae) and pollen." **61**(11): 1129-1132.
- Evans, E. W. and D. I. J. E. J. o. E. Gunther (2005). "The link between food and reproduction in aphidophagous predators: a case study with Harmonia axyridis (Coleoptera: Coccinellidae)." **102**(3): 423.
- Evans, E. W. J. E. e. e. a. (2000). "Egg production in response to combined alternative foods by the predator Coccinella transversalis." **94**(2): 141-147.
- Hazzard, R. V. and D. J. E. E. Ferro (1991). "Feeding responses of adult Coleomegilla maculata (Coleoptera: Coccinellidae) to eggs of Colorado potato beetle (Coleoptera: Chrysomelidae) and green peach aphids (Homoptera: Aphididae)." **20**(2): 644-651.
- Hokusima, S. and K. J. R. B. o. t. F. o. A.-G. U. Itoh (1976). "Pollen and fungus as food for some coccinellid beetles."
- JL, H. J. E. o. a. (1986). "Pollen as a spring food for Adalia bipunctata."
- Lundgren, J. G., et al. (2004). "Population responses and food consumption by predators Coleomegilla maculata and Harmonia axyridis (Coleoptera: Coccinellidae) during anthesis in an Illinois cornfield." **33**(4): 958-963.
- Matsuoka, L. Y., et al. (1982). "Histochemical Characterization of the Cutaneous Involvement of Acromegaly." Archives of Internal Medicine**142**(10): 1820-1823.
- Michaud, J. and J. J. E. E. e. A. Jyoti (2008). "Dietary complementation across life stages in the polyphagous lady beetle Coleomegilla maculata." **126**(1): 40-45.
- Richards, D. R., and E. W. J. A. o. t. E. S. o. A. Evans (1998). "Reproductive responses of aphidophagous lady beetles (Coleoptera: Coccinellidae) to nonaphid diets: an example from alfalfa." **91**(5): 632-640.
- Science, O. J. I. J. o. T. I. (2006). "Suitability of different foods for a generalist ladybird, Micraspis discolor (Coleoptera: Coccinellidae)." **26**(1): 35.
- Smith, B. J. T. C. E. (1965). "Growth and development of coccinellid larvae on dry foods (Coleoptera: Coccinellidae)." **97**(7): 760-768.

- Adler, L. S. and R. E. J. E. Irwin (2005). "Ecological costs and benefits of defenses in nectar." **86**(11): 2968-2978.
- Adler, L. S. J. O. (2000). "The ecological significance of toxic nectar." **91**(3): 409-420.
- Anderson, J. J. A. J. o. Z. (1982). "Seasonal habitat utilization and food of the ladybirds *Scymnodes lividigaster* (Mulsant) and *Leptothea galbula* (Mulsant)(Coleoptera: Coccinellidae)." **30**(1): 59-70.
- Ashford, D., et al. (2000). "Living on a high sugar diet: the fate of sucrose ingested by a phloem-feeding insect, the pea aphid *Acyrtosiphon pisum*." **46**(3): 335-341.
- Baker, H. G. and I. J. A. J. o. B. Baker 1979. "Starch in angiosperm pollen grains and its evolutionary significance." **66**(5): 591-600.
- Baker, H. G. and I. J. B. Baker 1978. "Ants and flowers." **10**(1): 80-80.
- Baker, H. G. and I. J. B. G. Baker 1977. "Intraspecific constancy of floral nectar amino acid complements." **138**(2): 183-191.
- Bentley, B. L. J. A. R. O. E. and Systematics 1977. "Extrafloral nectaries and protection by pugnacious bodyguards." **8**(1): 407-427.
- Brassler, and K. J. Z. f. P. u. P. 1930. "Ist *Coccinella septempunctata* L. wirklich nur Blattlausfresser" **40**(11): 511-513.
- Bugg, and R. 1987. "Observations on insects associated with a nectar-bearing Chilean tree, *Quillaja saponaria* Molina (Rosaceae)."
- Choh, Y., et al. (2006). "Induced production of extrafloral nectar in intact lima bean plants in response to volatiles from spider mite-infested conspecific plants as a possible indirect defense against spider mites." **147**: 455-460.
- Conrad, M. S. J. J. o. E. E. 1959. "The spotted lady beetle, *Coleomegilla maculata* (De Geer), as a predator of European corn borer eggs." **52**(5): 843-847.
- Costa, H., et al. (1999). "Patterns of honeydew droplet production by nymphal stages of *Bemisia argentifolii* (Homoptera: Aleyrodidae) and relative composition of honeydew sugars." **34**(3): 305-313.
- Cottrell, T. E. and K. V. J. E. E. Yeargan 1998. "Effect of pollen on *Coleomegilla maculata* (Coleoptera: Coccinellidae) population density, predation, and cannibalism in sweet corn." **27**(6): 1402-1410.
- De Clercq, P., et al. 2005. "Development and reproduction of *Adalia bipunctata* (Coleoptera: Coccinellidae) on eggs of *Ephestia kuehniella* (Lepidoptera: Phycitidae) and pollen." **61**(11): 1129-1132.

- Eitzinger, B., et al. 2013. "Unveiling soil food web links: New PCR assays for detection of prey DNA in the gut of soil arthropod predators." **57**: 943-945.
- Elias, T. S. and H. J. S. Gelband 1975. "Nectar: its production and functions in trumpet creeper." **189**(4199): 289-291.
- Erhardt, A., et al. (1990). "Pollen amino acids—an additional diet for a feeding nectar-feeding butterfly?" **169**: 111-121.
- Evans, E. W. J. B. C. 2009. "Lady beetles as predators of insects other than Hemiptera." **51**(2): 255-267.
- Evans, E. W. J. E. e. e. a. 2000. "Egg production in response to combined alternative foods by the predator *Coccinella transversalis*." **94**(2): 141-147.
- Ewart, W. and R. J. A. o. t. E. S. o. A. Metcalf 1956. "Preliminary studies of sugars and amino acids in the honeydews of five species of coccids feeding on citrus in California." **49**(5): 441-447.
- Ewing, H. J. J. O. E. E. 1913. "Notes on Oregon Coccinellid *Æ*." **6**(5): 404-407.
- Galetto, L. and G. J. A. o. b. Bernardello 2004. "Floral nectaries, nectar production dynamics and chemical composition in six *Ipomoea* species (Convolvulaceae) to pollinators." **94**(2): 269-280.
- Gardener, M. C. and M. P. J. O. Gillman (2002). "The taste of nectar—a neglected area of pollination ecology." **98**(3): 552-557.
- Geyer, R. P., et al. 1947. "Growth Studies with Rats Kept Under Conditions Which Prevent Coprophagy: Two Figures." **33**(2): 129-142.
- Giorgi, J. A., et al. 2009. "The evolution of food preferences in Coccinellidae." **51**(2): 215-231.
- Hagen, K. S. J. A. r. o. e. (1962). "Biology and ecology of predaceous Coccinellidae." **7**(1): 289-326.
- Hanny, B. W., et al. (1974). "Amino acid composition of cotton nectar." **22**(3): 476-478.
- Harwood, J. and N. J. L. Russell (1984). "Lipids in Plants and Microbes, George Allen and Unwin."

Hed, B. E., et al. (1999). "Survival of conidia of *Discula destructiva* in the frass of the convergent lady beetle." **83**(9): 806-809.

Heil, M., et al. (2000). "Temporal, spatial and biotic variations in extrafloral nectar secretion by *Macaranga tanarius*." 749-757.

Heil, M., et al. (2001). "Extrafloral nectar production of the ant-associated plant, *Macaranga tanarius*, is an induced, indirect, defensive response elicited by jasmonic acid." **98**(3): 1083-1088.

Heil, M. J. J. O. E. (2004). "Induction of two indirect defences benefits Lima bean (*Phaseolus lunatus*, Fabaceae) in nature." **92**(3): 527-536.

Hodek, I., et al. (2012). Ecology of the ladybird beetles (Coccinellidae), John Wiley & Sons.

Hodek, I. and A. J. B. c. Honěk (2009). "Scale insects, mealybugs, whiteflies and psyllids (Hemiptera, Sternorrhyncha) as prey of ladybirds." **51**(2): 232-243.

Hokusima, S. and K. J. R. B. o. t. F. o. A.-G. U. Itoh (1976). "Pollen and fungus as food for some coccinellid beetles."

Ibrahim, A., et al. (1955). "Chemotherapy in a Cairo Chest Clinic: A preliminary report on the methods adopted in assessing the value of isoniazid, streptomycin, and paraminosalicylic acid in 122 cases of pulmonary tuberculosis." **49**(1): 38-49.

Keeler, K. (1978). "Insects feeding at extrafloral nectaries of *Ipomoea carnea* (Convolvulaceae)."

Kessler, D., et al. (2008). "Field experiments with transformed plants reveal the sense of floral scents." **321**(5893): 1200-1202.

KOST, C. and M. J. J. o. E. Heil (2006). "Herbivore-induced plant volatiles induce an indirect defense in plants." **94**(3): 619-628.

Lamb, K. J. J. . I. P. (1959). "Composition of the honeydew of the aphid *Brevicoryne brassicae* (L.) feeding on swedes (*Brassica napobrassica* DC.)." **3**(1): 1-13.

Lundgren, J. G. J. B. C. (2009). "Nutritional aspects of non-prey foods in the life histories of predaceous Coccinellidae." **51**(2): 294-305.

Majerus, M. E., et al. (2007). "Interactions between ants and aphidophagous and coccidophagous ladybirds." **49**: 15-27.

Matsuoka, L. Y., et al. (1982). "Histochemical Characterization of the Cutaneous Involvement of Acromegaly." Archives of Internal Medicine**142**(10): 1820-1823.

Michaud, J. and A. K. J. B. C. Grant 2005. "Suitability of pollen sources for the development and reproduction of *Coleomegilla maculata* (Coleoptera: Coccinellidae) under simulated drought conditions." **32**(3): 363-370.

Miles, P. G., and S.-T. Chang 2004. Mushrooms: cultivation, nutritional value, medicinal effect, and environmental impact, CRC press.

Mittler, T. J. J. o. E. B. 1958. "Studies on the feeding and nutrition of *Tuberolachnus salignus* (Gmelin)(Homoptera, Aphididae). 3. The nitrogen economy." **35**: 626-638.

Molyneux, R. J., et al. (1990). "Honeydew analysis for detecting phloem transport of plant natural products: implications for host-plant resistance to sap-sucking insects." **16**: 1899-1909.

Moser, S. E., et al. (2008). "Larval feeding on Bt hybrid and non-Bt corn seedlings by *Harmonia axyridis* (Coleoptera: Coccinellidae) and *Coleomegilla maculata* (Coleoptera: Coccinellidae)." **37**(2): 525-533.

Nalepa, C., et al. (1992). "Pollen and nectar feeding by *Chilocorus kuwanae* (Silvestri)(Coleoptera: Coccinellidae)."

Nedvěd, O., et al. (2001). "Flight potential and oxygen uptake during early dormancy in *Coccinella septempunctata*." **99**(3): 371-380.

Nijijima, A. J. J. o. t. a. n. s. (1998). "Afferent signals from leptin sensors in the white adipose tissue of the epididymis, and their reflex effect in the rat." **73**(1): 19-25.

Nijijima, K. J. B. F. A. T. U. (1997). "Development of low-cost and labor-saving artificial diet for mass production of an aphidophagous coccinellid, *Harmonia axyridis* (Pallas)." **37**: 63-74.

Pemberton, R. J. P. E. S. W. (1993). "Extrafloral nectar feeding by ladybird beetles (Coleoptera: Coccinellidae)." **95**: 139-151.

Percival, M. S. J. N. P. (1961). "Types of nectar in angiosperms." 235-281.

Petanidou, T., et al. (1996). "Change in floral nectar components from fresh to senescent flowers of *Capparis spinosa* (Capparidaceae), a nocturnally flowering Mediterranean shrub." **199**: 79-92.

Petanidou, T. J. J. o. c. e. (2005). "Sugars in Mediterranean floral nectars: an ecological and evolutionary approach." **31**: 1065-1088.

Putman, W. L. J. T. C. E. (1963). "Nectar of Peach Leaf Glands as Insect Food1." **95**(1): 108-109.

Putman, W. L. J. T. C. E. (1964). "Occurrence and Food of Some Coccinellids (Coleoptera) in Ontario Peach Orchards1." **96**(9): 1149-1155.

Reznik, S. Y. and N. J. E. R. Vaghina (2006). "Temperature effects on induction of parasitization by females of *Trichogramma principium* (Hymenoptera, Trichogrammatidae)." **86**: 133-138.

Santos, E. A., et al. (2016). "Use of prey and non-prey food by the ladybird beetle *Eriopsis connexa* (Coleoptera: Coccinellidae) under laboratory-rearing conditions." **26**(9): 1184-1196.

Silva, R., et al. (2009). "Suitability of different artificial diets for development and survival of stages of the predaceous ladybird beetle *Eriopsis connexa*." **37**: 115-123.

Simanton, F. J. J. o. A. R. (1916). "HYPERASPIS BINOTATA, A PREDATORY ENEMY OF." **6**(1-13): 197.

Smith, B. (1961). Results of rearing some coccinellid (Coleoptera: Coccinellidae) larvae on various pollens. Proc. Entomol. Soc. Ontario.

Smith, S. and V. J. E. E. Krischik (1999). "Effects of systemic imidacloprid on *Coleomegilla maculata* (Coleoptera: Coccinellidae)." **28**(6): 1189-1195.

Sow, A., et al. (2020). "Birds and bats contribute to natural regulation of the millet head miner in tree-crop agroforestry systems." **132**: 105127.

Spellman, B., et al. (2006). "Effect of floral and extrafloral resources on predation of *Aphis spiraeicola* by *Harmonia axyridis* on apple." **51**: 715-724.

Stanley, R. G., et al. (1974). "Amino acids and proteins." 154-163.

Stanley, R. G. and H. J. B. H. Linskens (1974). "Biology biochemistry management."

Sutherland, A. M. and M. P. J. B. C. Parrella (2009). "Mycophagy in Coccinellidae: review and synthesis." **51**(2): 284-293.

T'ai, H. R. and S. L. J. E. E. R. Buchmann (2000). "A phylogenetic reconsideration of the pollen starch–pollination correlation." **2**(5): 627-643.

Torres, C. and L. J. P. b. Galetto (2002). "Are nectar sugar composition and corolla tube length related to the diversity of insects that visit Asteraceae flowers?" **4**(03): 360-366.

Traugott, M., et al. (2013). Empirically characterizing and characterizing trophic networks: what emerging DNA-based methods, stable isotope, and fatty acid analyses can offer. Advances in ecological research, Elsevier. **49**: 177-224.

TRILTSCH, H. J. E. (2013). "Food remains in the guts of *Coccinella septempunctata* (Coleoptera: Coccinellidae) adults and larvae." **96**(4): 355-364.

Triltsch, H. J. E. J. o. E. (1999). "Food remains in the guts of *Coccinella septempunctata* (Coleoptera: Coccinellidae) adults and larvae." **96**(4): 355-364.

Vandenberg, R. J. and R. M. J. J. o. a. p. Self (1993). "Assessing newcomers' changing commitments to the organization during the first 6 months of work." **78**(4): 557.

Vattala, H., et al. (2006). "The influence of flower morphology and nectar quality on the longevity of a parasitoid biological control agent." **39**(2): 179-185.

Wäckers, F. J. J. o. I. P. (2001). "A comparison of nectar-and honeydew sugars concerning their utilization by the hymenopteran parasitoid *Cotesia glomerata*." **47**(9): 1077-1084.

Wade, M. R., et al. (2008). "Conservation biological control of arthropods using artificial food sprays: current status and future challenges." **45**(2): 185-199.

Zou, Y., et al. (2017). "Video monitoring of brown planthopper predation in rice shows flaws of sentinel methods." **7**(1): 42210.