

Evaluating chickpea (*Cicer arietinum* L.) varieties for their resistance to gram pod borer (*Helicoverpa armigera*, Hubner) in a protected environment.

Abstract

The research was conducted within the controlled environment of the net house at the Faculty of Agriculture Science and Technology, AKS University, Satna (M.P.), during the *Rabi* season of 2023-24. Eight diverse chickpea (*Cicer arietinum* L.) genotypes, namely JG-63, JG-130, L-2, JG-14, RAJ-128, Narendran-2, Annagiri, and RVG-202, were systematically screened to evaluate their resistance to the gram pod borer, *Helicoverpa armigera* under protected conditions. The study was meticulously designed using a Completely Randomized Design (CRD) with three replications to ensure robust statistical analysis. Throughout the critical vegetative, flowering and maturity stages, the larval population density of *H. armigera* was rigorously monitored across all genotypes at regular intervals. The comprehensive data analysis revealed that genotypes RAJ-128 and RVG-202 demonstrated superior resistance, exhibiting the lowest mean larval density of 0.25 and 0.29 larvae per 0.5 m², respectively, indicating their potential for integrated pest management in chickpea cultivation.

Keywords: *Cicer arietinum*, *Helicoverpa armigera*, larval density, net house and resistance,

Introduction

Chickpea (*Cicer arietinum* L.) holds the position as the third most significant grain legume globally and stands as a premier pulse crop in India, both in terms of cultivation area and production output. In India alone, chickpea cultivation spans 9.21 million hectares, yielding a production of 8.88 million metric tons with a productivity rate of 995 kilograms per hectare [11]. Notably, the highest production of chickpea, amounting to 3,551 thousand tons, was recorded in Madhya Pradesh. Recognized as a valuable dietary resource, chickpea seeds boast significant

proportions of proteins (18 to 22%), carbohydrates (52 to 70%), fats (4 to 10%), along with essential minerals such as calcium, phosphorus, iron, and vitamins[6].

Furthermore, its straw holds considerable forage value. Despite its nutritional value, chickpea faces challenges from approximately 60 insect pests,[7] with half a dozen species considered economically detrimental, notably the gram pod borer, *Helicoverpa armigera* (Hübner) (Lepidoptera:Noctuidae), recognized as the key pest. The larvae of *H. armigera* inflict damage on chickpea flowers during early crop stages and subsequently target developing pods by penetrating them, resulting in direct yield reduction[9]. Yield losses attributed to *H. armigera* range between 26.01% to 40.08%, 10.53% to 39.14%, and up to 80% [8]. The pest, known for its adaptability, has swiftly developed resistance to various insecticides[4]. Host plant resistance (HPR) emerges as a pivotal component within integrated pest management strategies, offering substantial potential in managing *H. armigera*[10]. The utilization of resistant or tolerant chickpea varieties presents an economically viable, ecologically sound approach, harmonizing with other IPM methodologies. Additionally, resistant chickpea plants exhibit non-preference for oviposition and larval feeding by *H. armigera*. In the current experiment, eight promising chickpea genotypes underwent screening against *H. armigera* under protected conditions.

Material and Methods

The experiment was conducted in the net house(Fig. 1) of the Faculty of Agriculture Science and Technology at AKS University, Satna (M.P.), situated at 24° 34' North latitude and 80° 49' East longitude, with an altitude of 324 meters above sea level. The experiment employed a Completely Randomized Design (CRD) featuring eight genotypes - JG-63, JG-130, L-2, JG-14, RAJ-128, Narendran-2, Annagiri, and RVG-202 - each replicated three times. These genotypes were assessed for their response to *H. armigera*. Throughout the crop's growth season, the larval density of *H. armigera* on various genotypes was recorded weekly. Varietal preference was determined based on the mean larval density across all observations during each stage of crop development. The larval density across different genotypes underwent analysis of variance at a significance level of 5% to delineate their relative susceptibility.



(A)



(B)



(C)



(D)

Fig. 1: Field layout (C and D) and observation (A and B) of different genotypes of chickpea for *H. armigera* under the net house

Results and Discussion

The mean larval population of *Helicoverpa armigera* recorded on eight genotypes of chickpea at vegetative, flowering, and maturity stages is presented in **Table 1**.

Larval density during the vegetative stage:

The average population (refer to **Table 1** and **Fig. 2**) of *H. armigera* ranged from 0.18 (RAJ-128) to 10.75 (L-2) larvae per 0.5 m² during the vegetative phase of the crop. Data revealed the lowest mean larval population in genotype RAJ-128 (0.18 larvae per 0.5 m²), which was statistically comparable. Following were genotypes RVG-202 and Narendran-2 (0.22 and 0.26 larvae per 0.5 m², respectively), which also showed statistically comparable results.

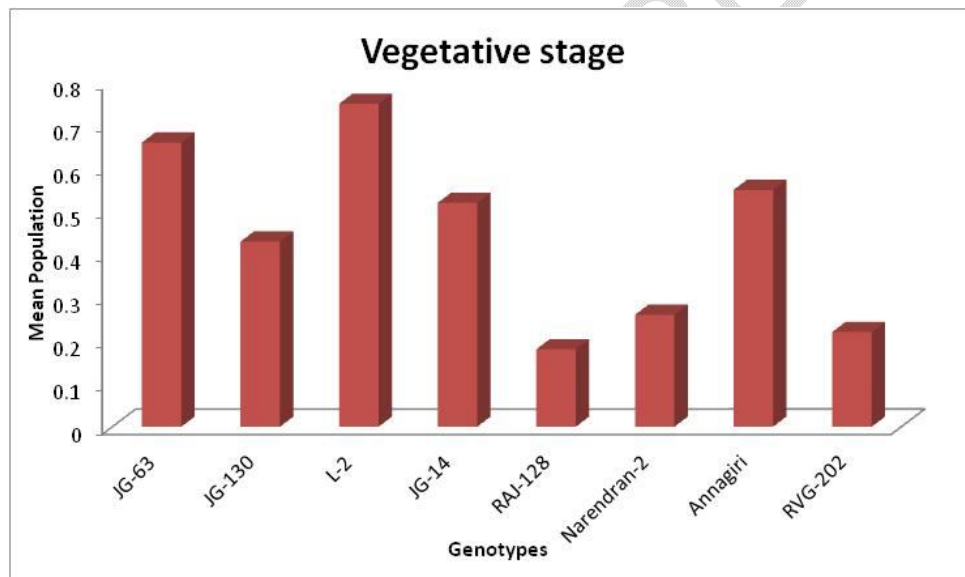


Fig.2: Mean larval population of *H. armigera* on chickpea genotypes at vegetative stage

Larval density during the flowering stage:

During the flowering stage (**Table 1** and **Fig. 3**) of the crop, the mean population of *H. armigera* varied from 0.56 (RVG-202) to 1.75 (Annagiri) larvae per 0.5 m². Genotype RVG-202 exhibited the lowest mean larval density of 0.56 larvae per 0.5 m², statistically comparable with genotypes RAJ-128 and Narendran-2 (0.64 and 0.68 larvae per 0.5 m², respectively).

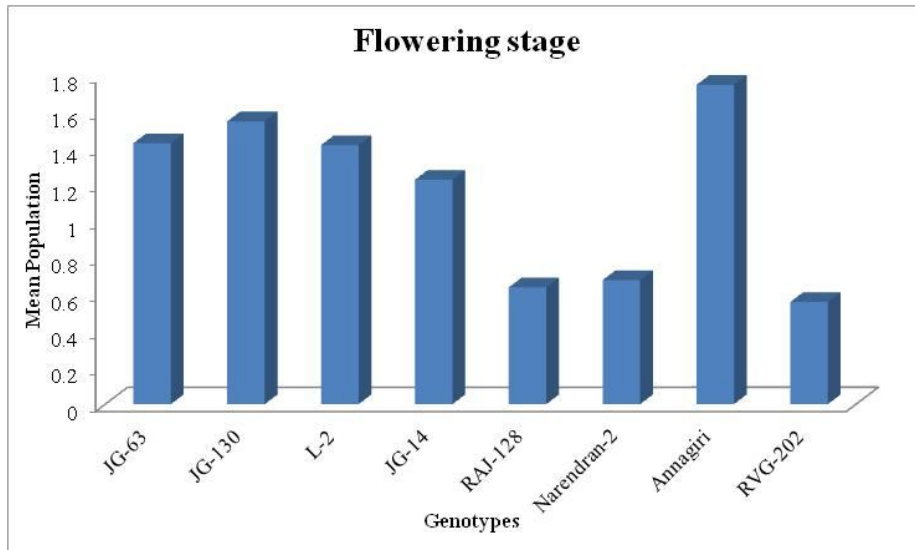


Fig.3. Mean larval population of *H. armigera* on chickpea genotypes at flowering stage

Larval density during the maturity stage:

At the maturity stage of the crop, the mean larval population of *H. armigera* ranged from 0.00 (RAJ-128) to 3.68 (JG-63) larvae per 0.5 m². Genotype RAJ-128 (0.00) followed by Narendran-2 and RVG-202 (both 0.02 larvae per 0.5 m²) exhibited the lowest number of larvae and were statistically comparable (**Table 1** and **Fig. 4**).

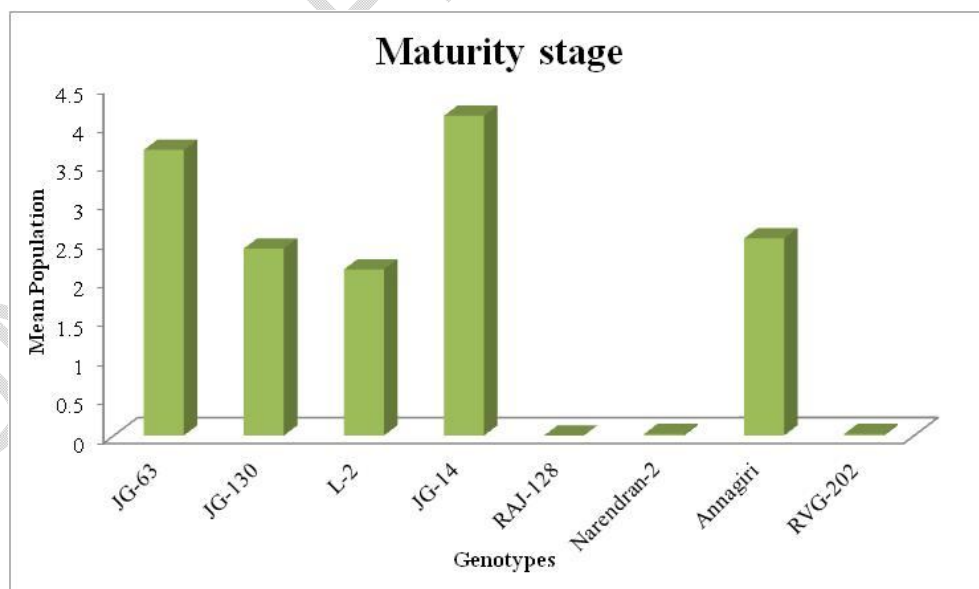


Fig.4. Mean larval population of *H. armigera* on chickpea genotypes at maturity stage

Overall mean larval density of *Helicoverpaarmigera* throughout the crop season:

The seasonal mean population (Table 1 and Fig. 5) of *H. armigera* ranged from 0.25 (RAJ-128) to 1.96 (JG-14) larvae per 0.5 m². Data analysis revealed the lowest seasonal mean population density in genotypes RAJ-128 and RVG-202 (0.25 and 0.29 larvae per 0.5 m², respectively), statistically comparable. Following were genotypes Narendran-2 and L-2 with seasonal mean population densities of 0.32 and 1.44 larvae per 0.5 m², respectively, also statistically comparable.

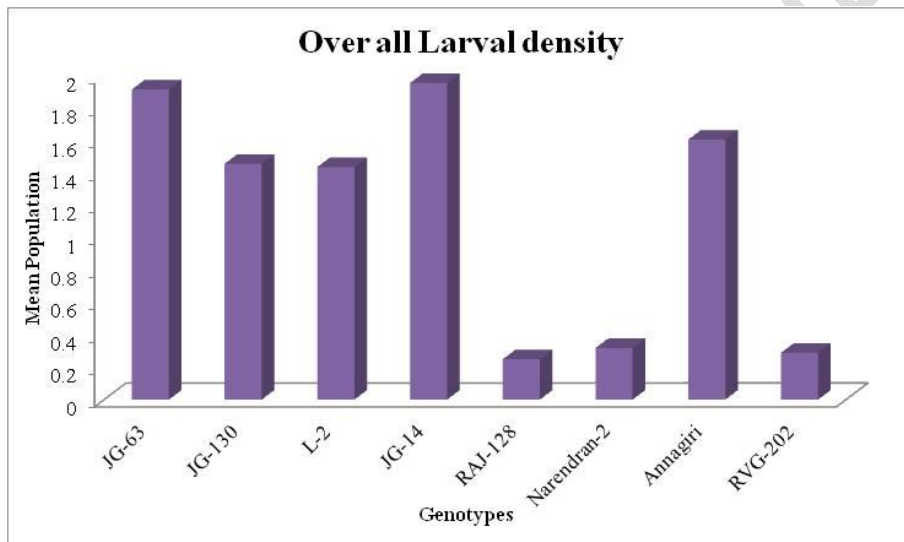


Fig.5: Overall mean larval population of *H. armigera* on chickpea genotypes

Table 1: Mean larval density of *Helicoverpaarmigera* during different crop stages, pod damage and yield of chickpea genotypes in *Rabi* 2023-24

S. No.	Genotypes	Mean larval density/0.5 m ²				Pod damage (%)	Yield q/ha.
		Vegetative stage	Flowering stage	Maturity stage	Average larval density		
1	JG-63	0.66	1.43	3.68	1.92	11.14	18.42
2	JG-130	0.43	1.55	2.41	1.46	15.21	24.12
3	L-2	0.75	1.42	2.14	1.44	9.62	27.12
4	JG-14	0.52	1.23	4.12	1.96	14.22	20.54
5	RAJ-128	0.18	0.64	0	0.25	5.36	28.25
6	Narendran-2	0.26	0.68	0.02	0.32	9.44	24.84
7	Annagiri	0.55	1.75	2.54	1.61	4.48	26.68
8	RVG-202	0.22	0.56	0.02	0.29	5.32	28.66
SEm		0.02	0.03	0.05	0.03	1.12	1.98
CD (5%)		0.07	0.10	0.14	0.08	3.26	5.56

Percentage of pod damage:

The average percentage of pod damage caused by *H. armigera* ranged from 4.48% to 15.21%, observed in genotypes Annagiri and JG-130, respectively. Genotypes Annagiri, RVG-202, and RAJ-128 exhibited the lowest pod damage percentages (4.48%, 5.32%, and 5.36%, respectively) and were statistically equivalent. Following were genotypes Narendran-2 and L-2 with pod damage percentages of 9.44% and 9.62%, respectively, also statistically equivalent (Table 1 and Fig. 6).

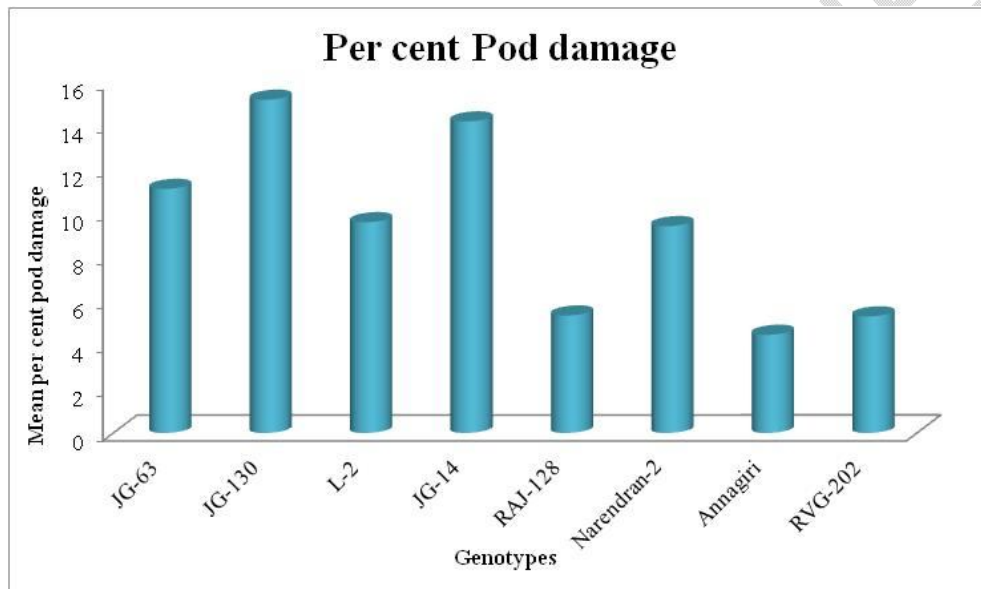


Fig.6: Mean per cent pod damage of *H. armigera* on chickpea genotypes

Yield:

The mean seed yield (Table 1 and Fig. 7) of chickpea genotypes varied from 18.42 to 28.66 quintals per hectare (q/ha) in genotypes JG-63 and RVG-202, respectively. Genotype RVG-202 and RAJ-128 recorded the highest seed yields (28.66 and 28.25 q/ha, respectively), followed by genotypes L-2 and Annagiri (27.12 and 26.68 q/ha, respectively).

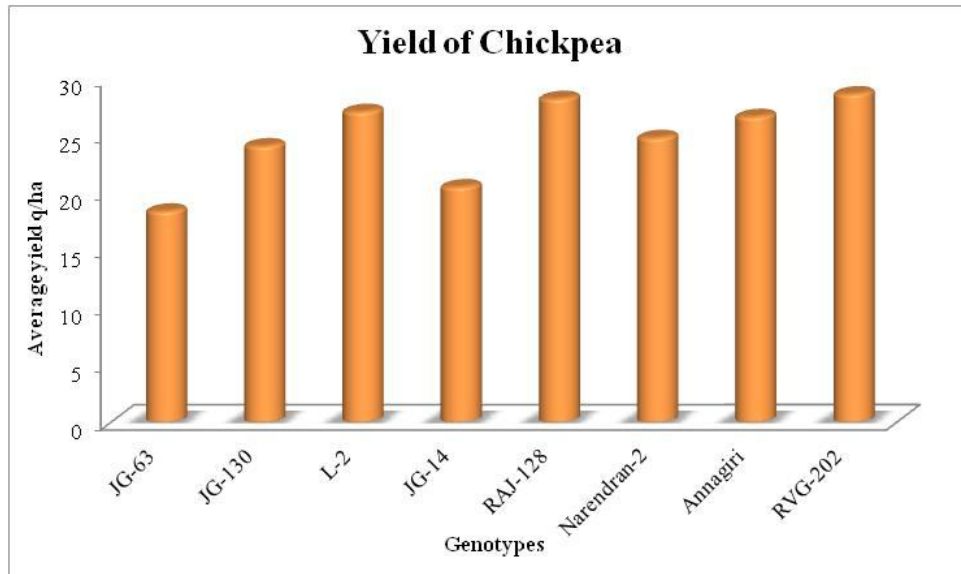


Fig.7: Mean seed yield (q/ha) of chickpea genotypes

Maurya et al.[7] identified genotypes ICC 1964, ICC 14, ICC 729, and ICC 515 as the least susceptible to *H. armigera*. **Kumar et al.**[5] and **Cheema et al.**[2] noted genotype C 235 as tolerant to *H. armigera*, with the lowest pod damage of 5.5%. However, in the present study, pod damage percentage was not considered as a criterion for comparing genotype performance against *H. armigera* incidence, due to variations in the inherent pod bearing capacity of different genotypes.

Ruttohet al. [11] observed significant variation in larval densities among genotypes and found genotypes EC 58318, ICC 10, ICC 14831, EC 583260, EC 583264, and EC 583250 to exhibit high resistance against *H. armigera*. **Dialoheet al.**[3] reported that the cultivar ICCV 16903 displayed resistance to *H. armigera*, while **Patangeet al.**[9] and **Brar** [1] identified the variety Virat as resistant against *H. armigera*. In the present experiment, genotypes RAJ-128 and RVG-202 recorded the lowest seasonal mean larval population of *H. armigera* and proved to be the least preferred genotypes under protected conditions.

Conclusions

Based on the findings of the current study, it can be inferred that genotypes RAJ-128, RVG-202, and Narendran-2 exhibited the lowest seasonal mean population density of *Helicoverpa armigera*. Additionally, genotypes Annagiri, RVG-202, and RAJ-128 showed the

lowest pod damage in protected condition. This underscores the significant role of host plant resistance, exemplified by marigold, pea, and chickpea, in managing pests effectively.

Disclaimer (Artificial Intelligence)

Authors hereby declare that no generative AI technologies such as Large Language Models and text-to-image generators have been used during writing or editing of manuscripts.

References

- 1. Brar, H. S. (2014).** Host plant resistance in chickpea against *Helicoverpa armigera* (Hübner) (Lepidoptera:Noctuidae). M.Sc. (Ag). Thesis submitted to the Punjab Agricultural University.
- 2. Cheema, H. S. R., Taggar, G. K., Sandhu, J. S. and Kooner, B. S. (2010).** Screening of chickpea genotypes for resistance against gram pod borer, (*Helicoverpa armigera* Hubner) under field conditions. *Journal Research Punjab Agricultural University*.**47**:1-3.
- 3. Dialoke, S. A. M. (2014).** Screened fifteen different cultivars of chickpea to find the resistance potential of the cultivars when exposed to the insect pest population. *An open Essay Journal* Published by IARI-S-80, I(I).
- 4. Kranthi, K. R., Jadhav, D. R., Kranthi, S., Wanjari, R. R., Ali, S. S. and Russel, D. A. (2018).** Insecticide resistance in five major insect pests of cotton in India. *Crop Protection*.**21**:449- 460.
- 5. Kumar, S. V. S., Prakash, J. C. and Kumar, B. A. (2013).** Identification of chickpea genotypes for resistance to pod borer and Fusarium wilt. *Bioinfolet*.**10**(2B):745-749.
- 6. Lateef, S. S. (1985).** Gram pod borer (*Heliothis armigera*) (Hub.) resistance in chickpea. *Agricultural Ecological Environment*.**14**: 95-102.
- 7. Maurya, R. P., Ujagir, R. and Ahmad, T. (2019).** Evaluation of chickpea (*Cicer arietinum* L.) germplasm for the resistance to gram pod borer, *Helicoverpa armigera* Hübner (Lepidoptera: Noctuidae). *Journal Entomology Research*.**31**:181-186.
- 8. Nadeem, S., Shafique, M., Hamed, M., Atta, B. M. and Shah, T. M. (2013).** Evaluation of advanced chickpea genotypes for resistance to pod borer,

Helicoverpaarmigera (Hubner) (Lepidoptera:Noctuidae). *Pakistan Journal Agricultural Science*.**47**:132-135.

- 9. Patange, N. R., Patil, D. K. and Chandile, P. G. (2015).** Field screening of Kabuli genotypes of chickpea against pod borer *Helicoverpaarmigera*. In abstract: Innovative Insect Management Approaches for Sustainable Agro Ecosystem, Symposium held at AC and RI, TNAU, Madurai, India, 265-266.
- 10. Pawar, V. M. (1998).** Microbial control of *Helicoverpa* sp. on pulse crops. IPM systems in Agriculture, *Aditya Books Private limited*, New Delhi, India.
- 11. Ruttoh, E. K., Mulwa, R. M. S., Ngode, L., Gohole, L., Towett, B. and Njogu, N.(2013).**Screening for host plant resistance to *Helicoverpaarmigera* (Lepidoptera:Noctuidae) in selected chickpea (*Cicer arietinum* L.) genotypes in Kenya. *Egerton Journal of Science and Technology*. **13**:39-55.