

Effect of drip irrigation intervals and fertigation frequency on yield and yield components of cucumber under greenhouse conditions

ABSTRACT

The experiment was conducted in a cooled plastic tunnel greenhouse during March-August of 2022 and 2023 to study the effect of drip irrigation intervals and fertigation frequency on yield and yield components of cucumber under greenhouse conditions at Kassala State, Sudan. Seedlings of the most popular cucumber hybrid (Fatin) were planted on 40cm and 50 cm inter and intra-row spacing, respectively. The experiment was composed of two factors; irrigation intervals (every day, every 2 days and every 3 days) and fertigation frequencies applied at (one dose per week, two doses per week and 3 doses per week). The results showed that drip irrigation every day had recorded highest yield and yield components in both seasons. Maximum yields of cucumber were recorded with fertigation at three dose/week compared to fertigation at one dose/week in both seasons. Moreover, the highest values of yield, yield components, water productivity, economic water productivity and partial factor productivity of nitrogen were obtained under drip irrigation every day with fertigation at 3 dose/week on both seasons.

Key Words: drip irrigation intervals, fertigation, frequency, yield components and plastic tunnel greenhouse

INTRODUCTION

The technology of indoor (greenhouse) is the most important facilities for the production of off-season horticultural crops (Wang et al., 2019). Cucumber (*Cucumis sativus* L.) is one of the most important crops grown in greenhouses in Kassala which has high and early production; benefits cost ration and economic returns (El-Amir et al., 2001).

Water application interval of cucumber is very important because insufficient irrigation causes water stress and reduces production (Awe et al., 2016). Responses of cucumber to drip irrigation frequency is reported by some researchers. Mamun Hossain et al. (2018) found that application of drip water at 85% of field capacity was successfully used to improve cucumber marketable yield.

Fertilization and irrigation are the main factors limiting crop production in arid and semiarid regions (Baldi et al., 2014). Method of fertilizer application, type, dose, and time play an important role in the fertilizer use efficiency (Elzopy, et al., 2017).

Fertigation is a technique for injection of fertilizers into the water and then transporting them into the root zone (Hagin and Lowengart 1996). Fertigation generally allows for a significant increase of nutrient use efficiency in terms of plant nutrient recovery, with much higher results (up to 90%) than in other fertilizer application systems (40-45%) (Luca, et al., 2017).

Good fertilization and water management are the main factors to ensure high quality yield of cucumber (Wang et al., 2019). Yield and quality of cucumber were increased with the increase in fertilization and water levels but decreased under excessive fertilizer applications (Yan et al., 2009). The objective of this study was to determine the effect of drip irrigation intervals and fertigation frequency on yield and yield components of cucumber under greenhouse conditions of Kassala.

MATERIALS AND METHODS

The experiment was conducted in the greenhouses of the tissue culture unit of Kassala and Gash Research Station, Kassala, Kassala State, Sudan during March and August of the 2022 and 2023. The site is located at latitude 15° 45' N and longitude 36° 36' E with average elevation of 504 m above mean sea level. The greenhouses are plastic tunnels with an area of 306m² (34m×9m).

Seeds of the most cultivated cucumber hybrid (Fatin) were planted at an intra-row spacing of 40 cm with inter-row (beds) spacing of 50 cm as recommended by Khalifa et al. (2016). Irrigation was applied by drip irrigation system every 3 days (2.5 liter/plant) according to Mohamed and Ahmed, (2009). The recommended dose of fertilizer was (50g/m²/week) of NPK (20:20:20) and the first dose was applied at 2 weeks after planting according to Khalifa et al. (2022).

The experiment was composed of two factors; the one factor was irrigation intervals (every day, every 2 days and every 3 days) and the other factor was fertigation frequencies applied at (one dose per week, two doses per week and 3 doses per week). These factors were arranged in split plot design with three replications. The main plots were allocated for irrigation intervals and subplots for fertigation frequencies. The subplot size was 200cm×70cm (bed/mastaba). The nine treatments were randomly distributed in each replicate.

The cultural practices (hoeing and weeding) were carried as recommended by ARC. The measured parameters were; plant height (cm), fruit length (cm), fruit diameter (cm), fruit weight (g), yield (kg/m²) and yield (t/ha).

Water productivity (WP) was calculated as the ratio of the crop yield to the total seasonal irrigation water applied (m³/ha) using the following formula:

$$WP \text{ (kg/m}^3\text{)} = \frac{\text{Yield (kg /ha)}}{\text{Total water applied (m}^3\text{/ha)}} \dots\dots\dots (1)$$

Economic water productivity (EWP) was calculated as the gross income in Sudanese Pounds (SDG) per gross water supplied in m³ using the following relation:

$$EWP = \frac{GI}{GIWR} \dots\dots\dots (2)$$

where:

GI is the gross income from the sale of product (SDG/ha) and GIWR is the gross irrigation water applied (m³/ha).

Nutrient use efficiency (NUE) was calculated as the partial factor productivity of nitrogen ((PFPN) kg crop yield per kg nutrient applied) using the following formula according to Mosier and Nimah (2004).

$$PFPN \text{ (\%)} = \frac{\text{yield (kg ha}^{-1}\text{)}}{\text{Total nutrient applied (kg ha}^{-1}\text{)}} \dots\dots\dots (3)$$

Marginal rate of return was analyzed according to CIMMYT (1988) and used the field information and data collected for evaluation.

Statistic 8 statistical package was used for data analysis and the least significant difference test was used for mean separation at the probability level of 0.05.

RESULTS AND DISCUSSION

Effect of drip irrigation intervals and fertigation frequency on plant height and yield

Drip irrigation intervals showed significant differences on plant height and yield of cucumber on both seasons (Table 1). There were no significant differences between irrigation every day and every 2 days in both seasons. The taller plants and higher yield were recorded under drip irrigation every day compared to drip irrigation every 3 days for both seasons (Table 1). This might be due to the improved soil moisture under the higher frequent of drip irrigation. These results are in agreement with those of Bagali, et al. (2012) who reported that irrigation schedule at daily interval recorded significantly higher bulb yield over other irrigation intervals.

Plant height and yield were significantly affected by Fertigation frequency in both seasons (Table 1). The taller plants and maximum yields of cucumber were recorded with fertigation at 3 dose/week while, the lowest were recorded with fertigation at 1 dose /week in both seasons (Table 1). This might be due to the short fertigation frequency irrigation which favoring higher nutrient uptake and in turn improved all growth and yield. These results are in close agreement with the findings of Singh et al. (2013) who observed that daily method of fertigation and 100% recommended dose of NPK fertilizer resulted in better fruit yield compared to other treatments of tomato.

For the interaction between drip irrigation intervals and fertigation frequency the results showed that there was significant difference in plant height and yield for both seasons (Table 1). The taller plants and higher yield were recorded under drip irrigation every day with fertigation at 3 dose/week while, the shorter plants and low yield were observed at drip irrigation every 3 days with fertigation at one dose/week in both seasons (Table 1). This might be due to the positive effect on soil moisture and fertigation improvement. These results are in conformity with the findings of Fasina et al. (2021) who reported that the highest yield of cucumber was obtained by three times a week irrigation with N at 180 kg/ha as urea.

Table 1. Effect of drip irrigation intervals and fertigation frequency on plant height and yield of cucumber under greenhouse conditions.

Treatments	Plant height (cm)		Yield (kg/m ²)		Yield (ton/306m ²)	
	2022	2023	2022	2023	2022	2023
	Irrigation every day (D1)	88.4a	93.9a	21.2a	17.4a	6.5a
Irrigation every 2 days (D2)	86.8a	89.2b	20.6a	16.8a	6.4a	5.1a
Irrigation every 3day (D3)	74.4b	65.1c	19.4b	13.8b	6.0b	4.1b
LSD	6.38	2.08	0.69	3.16	0.25	0.95
Significant level	**	***	***	*	**	*
CV%	5.86	1.93	2.57	15.28	3.08	15.03
Fertigation at one dose /week (W1)	76.7c	72.3c	18.9c	14.1c	5.9c	4.3c
Fertigation at 2 dose /week (W2)	82.6b	84.1b	20.2b	15.6b	6.2b	4.8b
Fertigation at 3 dose /week (W3)	90.4a	91.8a	22.0a	17.7a	6.8a	5.4a
LSD	3.06	2.67	1.08	1.24	0.34	0.38
D1W1	79.0de	81.0d	19.5cde	15.5bc	6.0cde	4.7bc
D1W2	89.0bc	96.3b	20.6cde	16.7b	6.4bcd	5.1b
D1W3	97.3a	104.3a	23.4a	20.0a	7.2a	6.1a
D2W1	84.0cd	78.0d	18.9e	15.6bc	5.9de	4.7bc
D2W2	85.3cd	90.3c	21.0bc	17.3ab	6.5bc	5.3ab
D2W3	91.0ab	99.3b	21.7b	17.4ab	6.7ab	5.4ab
D3W1	67.0f	58.0g	18.3e	11.3d	5.7e	3.5d
D3W2	73.3e	65.7f	19.0de	12.7cd	5.9de	3.9cd

D3W3	83.0cd	71.7e	20.9bc	15.8b	6.5bc	4.8b
LSD	7.66	4.30	1.66	3.60	0.54	1.09
Significant level	***	***	***	***	***	***
CV%	3.58	3.15	5.14	7.66	5.19	7.62

Table 2. Effect of drip irrigation intervals and fertigation frequency on fruit length, fruit diameter and fruit weight of cucumber under greenhouse conditions.

Treatments	Fruits length (cm)		Fruits diameter (cm)		Fruits weight (g)	
	2022	2023	2022	2023	2022	2023
Irrigation every day (D1)	19.4a	4.3a	4.2a	19.4a	159a	160a
Irrigation every 2 days (D2)	18.4ab	4.2b	4.1a	18.4ab	156ab	152b
Irrigation every 3day (D3)	17.6b	4.0b	4.0a	16.8b	148b	127c
LSD	1.40	0.27	0.27	1.90	6.95	5.47
Significant level	*	NS	NS	*	***	***
CV%	5.80	4.94	4.91	7.97	3.46	2.85
Fertigation at one dose /week (W1)	19.9a	4.0b	4.0b	17.0c	144c	136c
Fertigation at 2 dose /week (W2)	18.3b	4.1ab	4.2ab	18.2b	149b	145b
Fertigation at 3 dose /week (W3)	17.2b	4.3a	4.3a	19.4a	167a	160a
LSD	1.55	0.25	6.31	0.97	3.83	2.87
D1W1	18.0bc	3.97cd	4.0ab	18.0bcd	150cd	146de
D1W2	19.3ab	4.40abc	4.3ab	19.0bc	153c	157bc
D1W3	21.1a	4.43a	4.5a	21.3a	174a	178a
D2W1	17.3bc	3.93cd	4.0ab	17.0cd	144de	141ef
D2W2	18.3bc	4.2abcd	4.2ab	18.7bc	150cd	152ed
D2W3	19.7ab	4.4ab	4.3ab	19.7ab	164b	163b
D3W1	16.3c	4.0abcd	3.9b	16.0d	138e	119h
D3W2	17.3bc	3.83d	4.0ab	17.0cd	144dc	125g
D3W3	19.0abc	4.0abcd	4.2ab	17.3cd	162b	138f
LSD	2.59	0.44	0.51	2.33	8.75	6.76
Significant level	**	*	*	***	***	***
CV%		5.84	7.17	5.17	2.43	1.91

Effect of drip irrigation intervals and fertigation frequency on fruit length, fruit diameter and fruit weight

The results showed highly significant differences in the fruit length, fruit diameter and fruit weight for both seasons (Table 2). The highest fruit length, diameter and weight were observed on drip irrigation every day which was closely followed by drip irrigation every two days while, the lowest were observed in drip irrigation every three days on both seasons (Table 2). This result corroborated the findings of Mustafa and Mohamed (2008) who reported that strawberry quality was recorded every one- and two-days intervals under drip irrigation system. Moreover, El-Boraie, et al. (2009) stated that applying irrigation everyday produced yield components of groundnut.

Fertigation frequency at 3doses/week recorded the highest fruit length, diameter and weight compared to fertigation frequency at one dose/week on both seasons (Table 2). This might be due to the higher availability of nutrients under fertigation frequency at 3doses/week in the soil solution and consequently led to higher nutrients uptake.

Similarly, findings of Singh et al. (2013) who found that daily method fertigation of tomato increased average fruit weight and fruit diameter.

Among the interaction between drip irrigation intervals and fertigation frequency the highest fruits length, diameter and weight were obtained under drip irrigation every day with fertigation at 3 dose/week compared to drip irrigation every 3 days with fertigation at one dose/week on both seasons (Table 2). This might be due to the favorable soil moisture and nutrients. This result complies with that of Fasina et al. (2021) who found that drip irrigation scheduling of three times a week combined with N-fertilization successfully improve cucumber.

Effect of drip irrigation intervals and fertigation frequency on water productivity and economic water productivity

Drip irrigation every day with fertigation at 3 dose/week showed the highest values of water and economic productivities in both seasons (Figs.1 and 2). The productivity was increased with the decreased intervals of drip irrigation and increased doses of fertigation. The increase in the water and economic productivities might be attributed to the adequate supplies of nutrients which resulted in triggering the production. These results are in conformity with the findings of Khalifa et al. (2018) who found that the daily micro sprinkler irrigation improved water and economic productivities of onion yield in Kassala. Similar, El-Hendawy et al. (2008) who found that water use efficiency increased with increasing irrigation frequency and reached the maximum values at once every 2 and 3 days. Moreover, Al-Omran et al. (2005) reported that water use efficiency values increased linearly with applied irrigation water and decreased at the highest irrigation level.

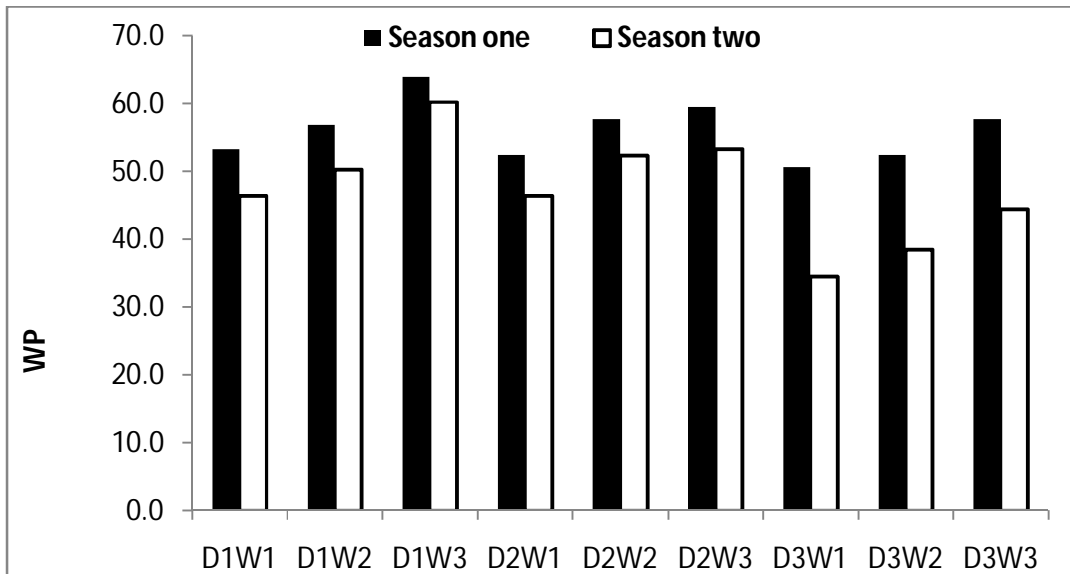


Figure 1. Effect of drip irrigation intervals and fertigation frequency on water productivity (WP) of cucumber grown under greenhouse conditions.

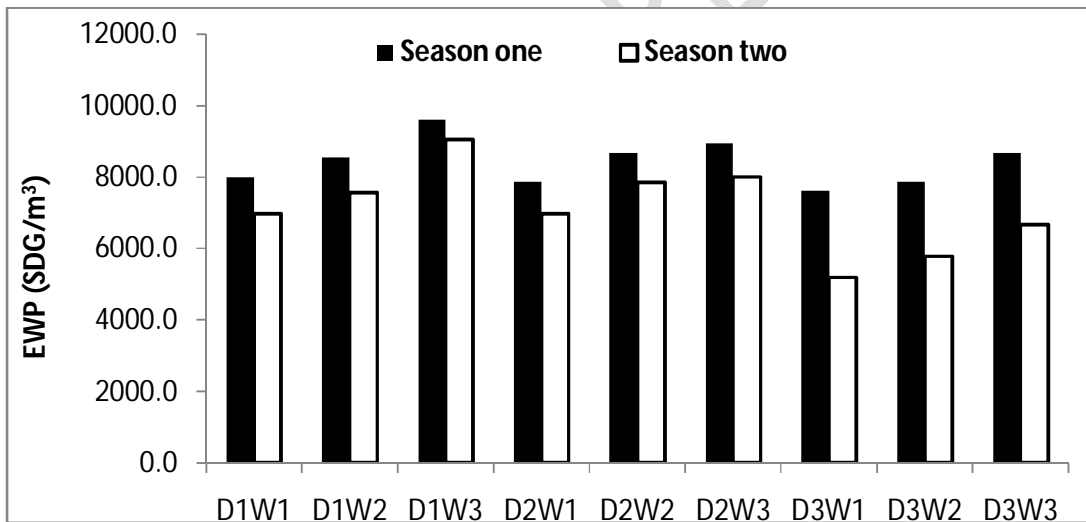


Figure 2. Effect of drip irrigation intervals and fertigation frequency on economic water productivity (EWP) of cucumber grown under greenhouse conditions.

Effect of drip irrigation intervals and fertigation frequency on partial factor productivity of nitrogen

The result showed that partial factor productivity of nitrogen (PFPN) was affected by drip irrigation intervals and fertigation frequency. The highest values of PFPN were recorded with drip irrigation every day with fertigation at 3 doses/week in both seasons and were 9.5% and 9% for season one and two, respectively (Fig.3). These results are agreement with those of Wang et al. (2019) found that the highest partial factor productivity of nitrogen was obtained from irrigation levels of 80% ETo and 100% ETo.

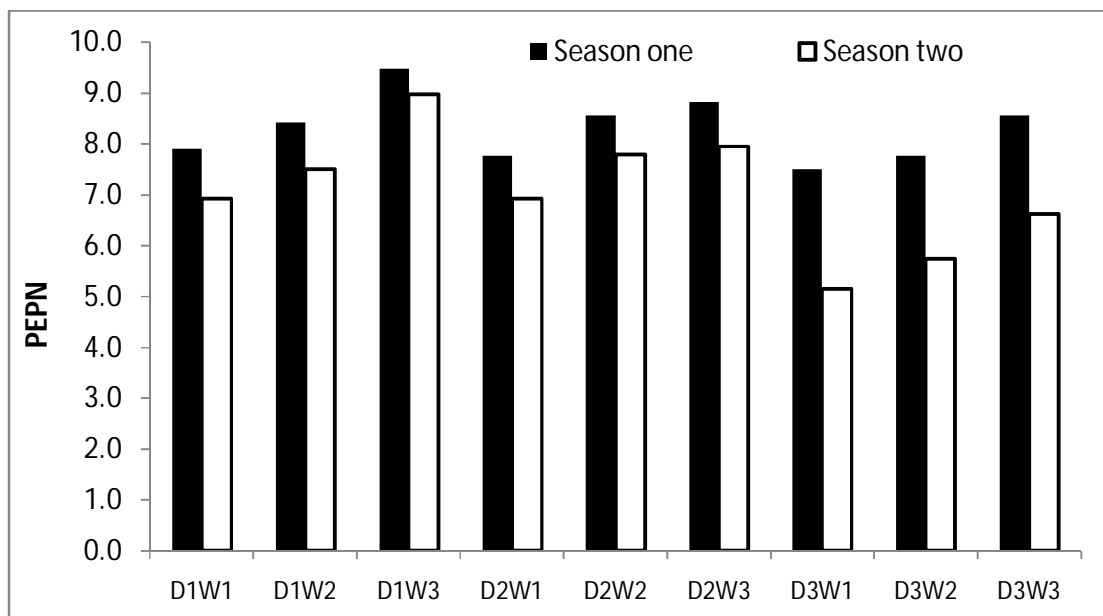


Figure 3. Effect of drip irrigation intervals and fertigation frequency on economic water productivity of nitrogen (PEPN) of cucumber grown under greenhouse conditions.

CONCLUSION

The highest yield and yield components, water productivity, economic water productivity and partial factor productivity of nitrogen of greenhouse cucumber were obtained under drip irrigation every day with fertigation at 3 dose/week.

RECOMMENDATION

Based on the findings the treatment of drip irrigation every day with fertigation at 3 dose/week are recommended for improving cucumber greenhouse in Kassala.

REFERENCES

- Al-Omran, A. M., A.S. Sheta., A. M. Falatah and A. R. Al-Harbi. 2005. Effect of drip irrigation on squash (*Cucurbita pepo*) yield and water-use efficiency in sandy calcareous soils amended with clay deposits. *Agricultural Water Management* 73: 43-55.
- Awe, G. A., Fasina, A. S., Shittu, O. S., Jejelowo, T. A. and Oparemi, A. D. 2016. Effect of drip irrigation frequency and N-fertilization use efficiency of cucumber (*Cucumis sativus* L.) in Ado-Ekiti, South-Western Nigeria. *Journal of Biology, Agriculture and Healthcare* 6 : 32-46.
- Bagali, A. N., H. B. Patil, M. B. Guled and R. V. Patil. 2012. Effect of scheduling of drip irrigation on growth, yield and water use efficiency. *Karnataka Journal of Agricultural Science* 25 (1): 116-119.
- Baldi, E., G. Marcolini, M. Quartieri, G. Sorrenti, and M. Toselli. 2014. Effect of organic fertilization on nutrient concentration and accumulation in nectarine (*Prunus persica* var. *nucipersica*) trees: the effect of rate of application. *Scientia Horticulturae* 179: 174-179.
- CIMMYT. 1988. From agronomic data to farmer recommendations. An Economic Training Manual. Completely Revised Edition Mexico, D.F.

- El-Amir, M. R., Helal, M. M., Al-Shemi, A. H., and Mahmood, M. E. 2001. Economic feasibility of greenhouse for some vegetable crops in middle Egypt. *Assiut Journal of Agricultural Sciences* 32: 377-388.
- El-Boraie, F. M., H. K. Abo-El-Ela and A. M. Gaber. 2009. Water requirements of peanut grown in sandy soil under drip irrigation and biofertilization. *Australian Journal of Basic and Applied Sciences* 3(1): 55-65.
- El-Hendawy, S. E., E. M. Hokam and U. Schmidhalter. 2008. Drip irrigation frequency: The effects and their interaction with nitrogen fertilization on sandy soil water distribution, maize yield and water use efficiency under Egyptian conditions. *Journal of Agronomy and Crop Science* 194: 180-192.
- Elzopy, K. A., M. S. Biradar., H. T. Channal., M. V. Manjunath., Y. B. Palled., B. M. Radder and P. L. Patil. 2017. NPK uptake of tomato as influenced by irrigation regimes and fertigation levels under greenhouse condition. *Asian Journal of Advances in Agricultural Research* 3(1):1-10.
- Fasina, A. S., G. O. Awe., A. O. A. Ilori., T. S. Babalola and K. S. Ogunleye. 2021. Effect of drip irrigation frequency and n-fertilization on yield and water use efficiency of cucumber (*Cucumis sativus*) in Ado-Ekiti, Nigeria. *Research on Crops* 22 (2): 292-300.
- Hagin, J and Lowengart, A. 1996. Fertigation for minimizing environmental pollution by fertilizers. *Fertilizer Research* 43 (1-3):5-7.
- Khalifa, A. B., Amir, B. Saeed., Eljali, M. A and Imad-eldin A. Ali. 2022. Effect of NPK fertigation on yield and yield components of cucumber (*Cucumis sativus* L.) under greenhouse conditions. The 66th Meeting of the National Crop Husbandry Committee, Agricultural Research Corporation. Wad Medani. Sudan.
- Khalifa, A. B., I. H. M. Hamed., M. A. Algali., S. B. Ahmed., A. M. Ali., E. H. Babiker., M. A. Ali and L. Heng. 2018. Effect of micro sprinkler irrigation intervals on onion (*Allium cepa* L.) production compared to surface irrigation under Kassala conditions, Sudan. *Gezira Journal of Agricultural Science*, 16(2):181-193.
- Khalifa, A. B., Ali, M. A., Mohamed R. B., Eljali, M. A and Ali, A. M. 2016. Effect of plant spacing on cucumber yield and yield components under greenhouse conditions at Kassala State. The 60th Meeting of the National Crop Husbandry Committee, Agricultural Research Corporation. Wad Medani. Sudan.
- Khalifa, A. B., Eljali, M. A., A. B. Saeed and Emad-eldin A. Ali. 2022. Effect of different doses of NPK fertilizers by fertigation on yield and yield components of cucumber (*Cucumis sativus* L.) under greenhouse conditions. The 66th Meeting of the National Crop Husbandry Committee, Agricultural Research Corporation. Wad Medani. Sudan.
- Luca I, D. Massa and A. Pardossi. 2017. New trends in the fertigation management of irrigated vegetable Crops, *Horticulturae* 3 (37):1-20.
- Mamun Hossain, S. A., Wang, L. X. and Liu, H. S. 2018. Improved greenhouse cucumber production under deficit water and fertilization in Northern China. *International Journal of Agricultural and Biological Engineering* 11: 58-64.
- Mohamed, H. E. and Ahmed, M. K. 2009. Effect of irrigation levels on cucumber (*Cucumis sativus* L.) yield under cooled plastic tunnels. The 46th Meeting of the National Crop Husbandry Committee, Agricultural Research Corporation. Wad Medani. Sudan.
- Mosier, A.R., J.K. Syers and J.R. Freney. 2004. Agriculture and the nitrogen cycle. Assessing the Impacts of Fertilizer Use on Food Production and the Environment. Scope-65. Island Press, London.

- Mustafa, E and A. E. Mohamed. 2008. Drip irrigation system for production of strawberry (*Fragaria xananassa* Duch) under Shambat conditions, Sudan. University of Khartoum Journal of Agricultural Science 16(2): 187-196.
- Singh, A., Gulati, I.J. and Chopra, R. 2013. Effect of various fertigation schedules and organic manures on tomato (*Lycopersicon esculentum* Mill.) yield under arid conditions. An International Quarterly Journal of Life Science 8(4):1261-1264.
- Wang, H., J. Lia., Chenga. M., Fucang, Z., Wanga, X., Fana, J, Wua, L., Fanga, D., Zoua, H and Xiang, Y. 2019. Optimal drip fertigation management improves yield, quality, water and nitrogen use efficiency of greenhouse cucumber. *Scientia Horticulturae* 243: 357-366.
- Yan, F., Dong, Zou, Z., J., Li, J., Zhang, Wang, Z. and Yang, Y, J. 2009. Effects of different fertilization treatment on yield and quality of cucumber in plastics greenhouse. *Acta Agric. Boreali-Occidentalis Sin* 18 (5), 272–275 (in Chinese with English abstract).

UNDER PEER REVIEW