

The Influence of Coral Reef Benthic Conditions on Associated Fish Assemblages Around Puruf Island Water, Cenderawasih Bay, Papua, Indonesia

ABSTRACT

Coral substrate in lifeforms is an environmental aspect significantly affecting fish in the ecosystem. The conditions of these coral lifeforms greatly determine fish associations and distribution. Therefore, this study aimed to explore the effect of coral reef benthic conditions on associated fish assemblages. The experiment used monitoring data in 2018, along with principal component analysis and hierarchical classification. The results showed that there was a strong interaction between fish and coral lifeforms. The interactions occurring were more varied in space and time, which affected the composition of fish community, and the spatial pattern in coral reef ecosystem. Changes in coral lifeforms and live cover have the potential to limit reef fish populations. Furthermore, the presence of herbivore and carnivore fish was proportional in coral reef ecosystem.

Keywords: coral reef, benthic, associated fish assemblages, Cenderawasih bay, herbivore, carnivore.

1. INTRODUCTION

Indonesia is characterized by coral reef covering 39,538 km², equivalent to 16% of the total global reef location, and is recognized as the most diverse ecosystem (1). Despite the relative abundance, this ecosystem has been severely damaged by anthropogenic factors, including local stressors such as pollution, eutrophication, overfishing, destructive fishing practices, and mass bleaching associated with climate change (2,3). Approximately a quarter of Indonesia's 270 million population lives on the coast in 30 km of coral reef, constituting the largest human population associated with coral reefs. Due to the high concentration, more than 95% of coral reef are susceptible to threats due to overfishing and destructive fishing (1,2).

Among the concentration locations in Indonesia, Cenderawasih Bay National Park (TNTC) is the largest national park, comprising 460 coral species consisting of 67 genera and subgenera, with 260 species of Scleractinia along the coast. Other species consisted of 201 mollusks, 17 mangrove vegetation, 9 coastal forest vegetation, 35 terrestrial forest vegetation, 7 seagrass, 184 birds, 14 mammals, and 17 reptiles (4). Coral reef ecosystem is mostly found in Cenderawasih Bay National Park, consisting of fish which are important components. However, population growth and the rising economic needs of the community have caused excessive fishing efforts (5–8). This has led to the disruption of marine resources sustainability including coral reef (9).

The ability of ecosystem to recover from degradation is hampered by increasing frequency, intensity, and variety of disturbances(10–12). Coral reef degradation caused by increasing anthropogenic pressures (fisheries exploitation, pollution) and climate change is higher compared to natural disturbances (cyclones) (13–16). This causes a decrease in coral cover and structural complexity(17,18), associated changes in coral and fish community composition(17,19) as well as shifts in the dominant benthic biota (20–24).

The shifts recorded on coral reef include changes in coralline, sponge, or most commonly benthic macroalgae dominance (22,23). However, other benthic lifeforms are a typical component of most scleractinian coral. This is due to their primary function as providers of complex structural habitats and responsible for the high diversity of reef-associated organisms, providing various important ecosystem services such as food resources (25–27).

All major coral reef locations globally have experienced a decrease in coral cover(18,28,29). In this context, reduced coral cover is indicative of an increasing shift in dominant benthic biota(23), and changes in benthic community composition (30). The shift from corals to macroalgae can lead to excessive herbivore fish populations and stimulate fisheries. However, the impact of benthic community on coral lifeforms, including the entire ecosystem, and assemblage of reef fish (herbivore and carnivore) is not fully understood.

The complex interconnections between organisms and their benthic substrates (coral lifeforms) imply that changes in one aspect of ecosystem can lead to a cascade of subsequent which are often unanticipated (31–33). A previous study has shown a strong relationship between coral reef fish and benthic habitats (34,35). There is variability in the specific responses of different fish, causing significant changes in coral cover (36–38). For example, the loss of live coral can cause shifts in entire fish assemblages (36,39–41), as well as a rapid decrease in fish abundance and diversity (42–44). Although the potential of benthic habitats to provide the environments required for reef fish had not been extensively explored, (45) showed that soft coral was unfavorable a substitute for hard types. From ecosystem perspective, some fish species can associate with the same or different habitats based on community by providing the environments required for associated reef fish assemblages. Based on the description, this study aimed to explore the impact of coral reef benthic conditions on associated fish assemblages.

2. MATERIAL AND METHODS

2.1 Location and Time

This study was conducted from July to September 2024, at Rumberpon and Wamesa Districts, TelukWondama Regency, as shown in Figure 1. The location was part of Cenderawasih Bay National Park (4).

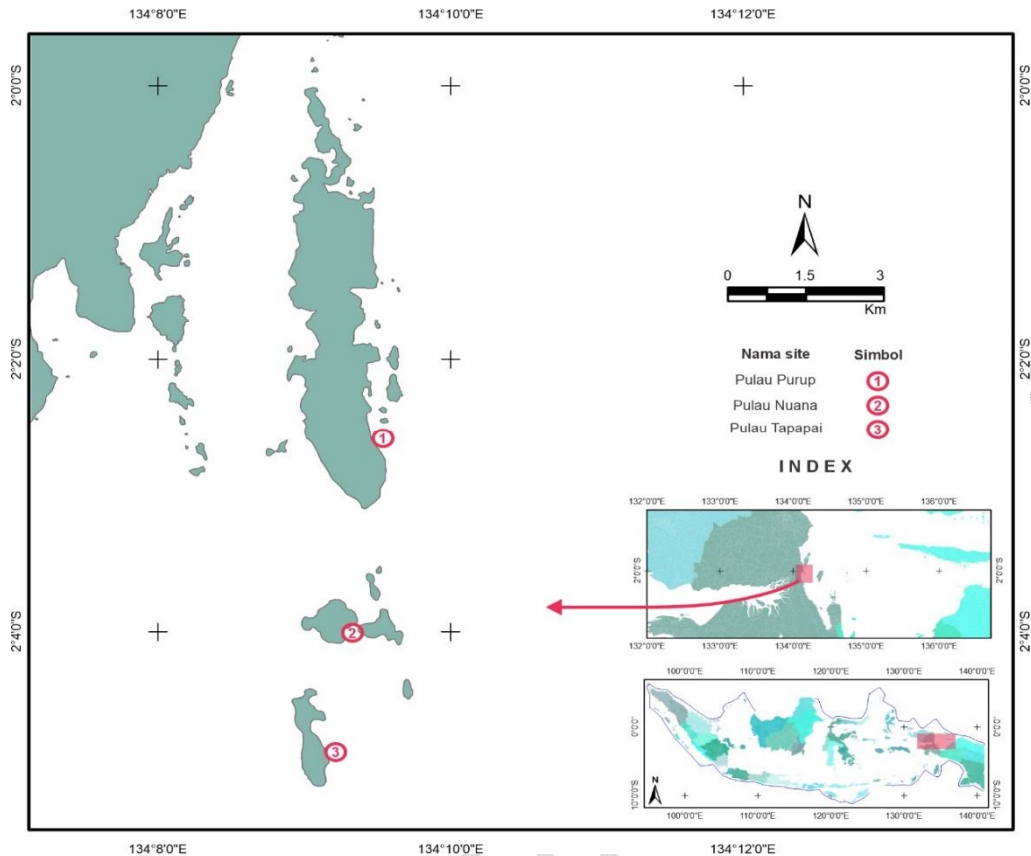


Figure 1. Study Location Map

2.2 Data Collection Method

The data used were obtained from Reef Health Monitoring database conducted by Bird Head Seascape (BHS) Papua Consortium, stored at the Research and Community Service Institute, University of Papua, Manowari, Indonesia. Coral data was collected using Point Intercept Transect (PIT) method (46,47) to determine the basic biota constituting coral reef ecosystem. Observations were made using lifeforms category or growth providing a morphological description of coral reef ecosystem (48). PIT method only monitored coral lifeforms by collecting reef data per point along the transect.

2.3 Data Analysis

The total percentage of coral cover and benthic growth forms are presented in graphs and tables using Excel. The calculation of the percentage of cover for each component was carried out using the formula expressed in studies (49). Subsequently, the condition of coral reef cover was divided into five categories, according to a previous study (48), comprising very poor (0 - 10%), poor (11 - 30%), moderate (31 - 50%), good (51 - 75%), and very good (76 - 100%). Analysis of location grouping based on coral lifeforms types was carried out using cluster analysis.

Fish species abundance and estimated length were assessed using bottom visual sensors (47). Based on the results, species recorded were the families/subfamilies Acanthuridae,

Carangidae, Carcharinidae, Dasyatidae, Haemulidae, Lethrinidae, Lutjanidae, Scaridae, Scrombidae, Serranidae, Siganidae, and *Cheilinus undulatus*. The total fish biomass recorded included high-value fish species (families Serranidae, Lutjanidae, Lethrinidae, and Haemulidae). These species were classified as carnivore, and the biomass of herbivore fish (families/subfamilies Acanthuridae, Scaridae, and Siganidae) was calculated to determine the status of coral reef.

2.3 Data Analysis

Principal component analysis (PCA) was used to describe the characteristics of coral reef fish habitats (50). The results were confirmed by cluster analysis to ensure the grouping of coral reef fish habitats based on coral lifeforms types. Cluster analysis was also used to describe the spatial distribution of coral reef fish based on lifeforms (50).

3. RESULTS AND DISCUSSION

3.1 Habitat Characteristics Based on Coral Lifeforms

Habitat characteristics search of study locations based on coral lifeforms types showed significant grouping, as presented in Figure 2. Group 1 was characterized by Acropora branching, coral massive, coral mushroom, dead coral, sponge, coral branching, coral foliose, and sand. Meanwhile, group II had coral lifeforms Acropora encrusting, coral submassive, coralline algae, turf algae, and soft coral, as well as coral encrusting. Group III consisted of macroalgae, rock, OT, and Ruble. Regarding the proportion of coral lifeforms, further observation showed that group III had similar characteristics to Nuana Island location. The characteristics of group II were identical to Tapapai location and group I had Puruf Island group habitat (Figure 2).

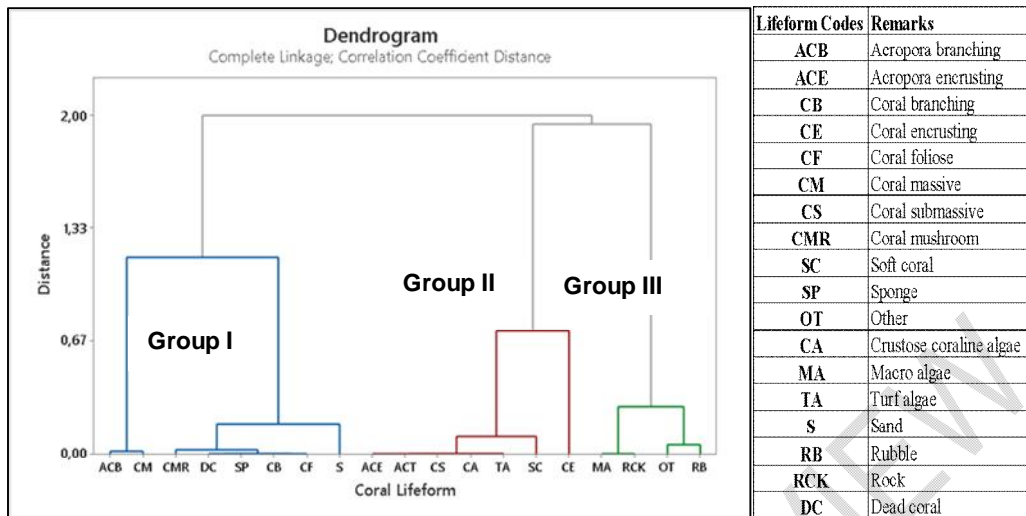


Figure 2. Grouping of coral lifeforms characteristics based on study location.

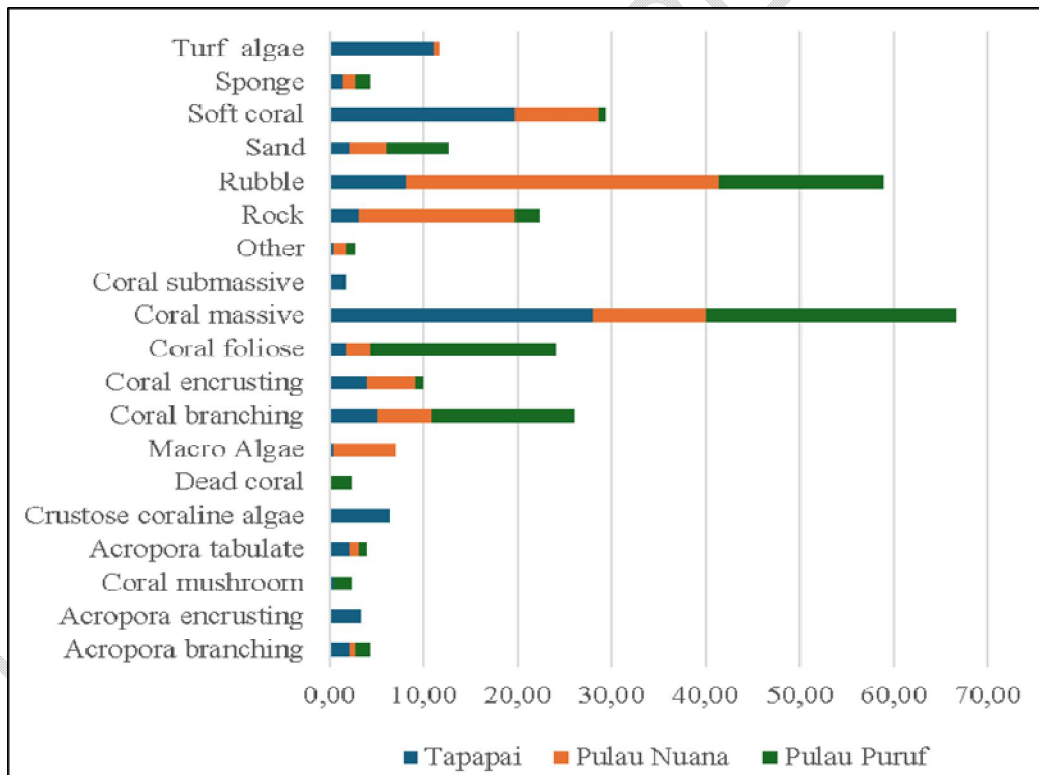


Figure 3. Proportion of coral lifeforms at the study location

The influence of coral habitat characteristics in lifeforms on the interaction and distribution patterns of fish (herbivore and carnivore) showed a strong interaction. The interaction varied

in space and time due to the significant influence on composition of fish community and the spatial pattern of target fish in coral reef ecosystem. Changes in coral lifeforms and live cover had the potential to limit reef fish populations(51–54)including Indonesia (30,55).The condition of coral reef cover was divided into five categories, according to English et al. (1994).These consisted of very poor (0-10%), poor (11-30%), moderate (31-50%), good (51-75%), and very good (76-100%). Analysis of location grouping based on coral lifeforms was carried out using cluster analysis. The results showed that coral reef condition of Puruf, Tapapai, and Nuana Island belonged to the good, poor, and moderate categories, respectively (Table 1).

Table 1. Coral conditions on Purup Island, Nuana Island, and Tapapai

Location Name	Hard coral (%)	Categories according to English et al. (1994)
Tapapai	48	Moderate
Nuana Island	27	Poor
Purup Island	67.33	Good

The results showed that Purup Island had a higher percentage of live coral cover compared to the study by (56), although Cenderwasih Bay obtained values of 47% and 44%, respectively. This study was approximately similar to the Tapapai coral cover which was categorized as moderate. The results indicated that the quality of coral reef was in poor and good conditions, but could be considered good. Some of coral was damaged (15%) due to pressure from human activities using environmentally unfriendly fishing gear and natural phenomena such as earthquakes and waves.

3.2 Associated Fish and Coral Lifeforms

The analysis results showed that there was association between coral lifeforms as well as the presence of herbivore and carnivore fish, as presented in Figure 4. Generally, carnivore is more associated with coral encrusting, branching, and rock, while herbivore is related to soft coral, macroalgae, and turf algae. This association supported previous analysis conducted in Cenderawasih Bay location (30), where coral reef conditions had a close relationship with fish (57–60). In addition to the cover of live coral, the presence of reef fish was also related to coral lifeforms (61–63). Target fish groups often experience a decrease in population after major disturbances(64,65). Moreover, several studies have shown the importance of coral habitat in supporting reef fish groups and promoting their distribution (30,53).

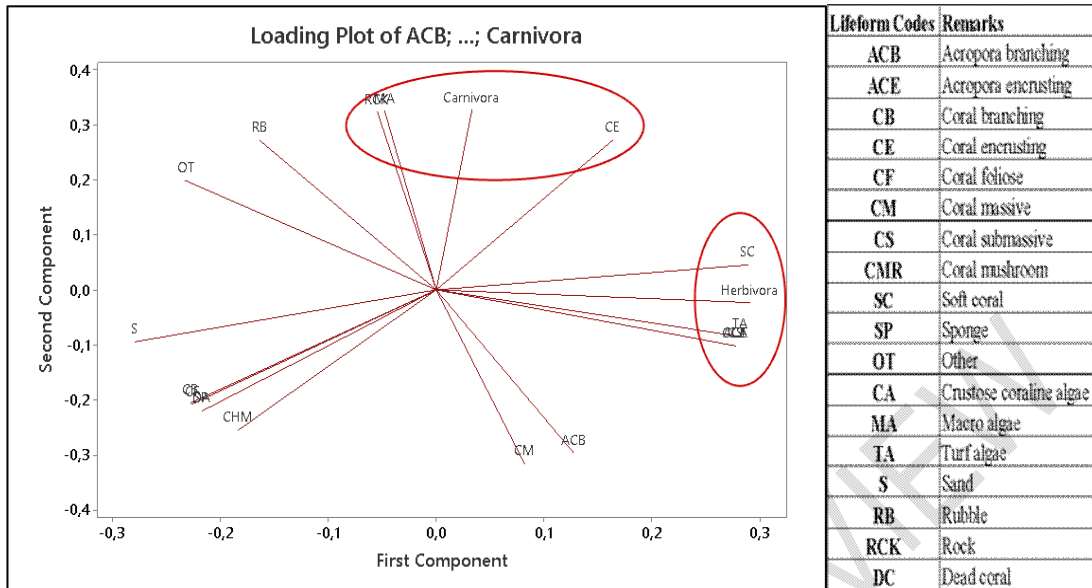


Figure 4. Grouping of associated herbivore and carnivore fish with coral lifeforms types.

The presence of herbivore fish in coral reef ecosystem plays a significant role as a cleaner of algae that sticks to living and dead coral. By eating algae and turf, herbivore fish regulate the stability of coral ecosystem (46), ranking second at the tropical level as first-level consumers. Meanwhile, carnivore fish describe the condition of coral reef ecosystem. This group of fish is the target of fishing due to the high selling price, leading to elevated intensity of fishing activities.

The analysis results showed that the biomass of herbivore fish at the three observation locations was very different, as shown in Table 2. Herbivore fish at Purup Island location were lower compared to others (Tapapai and Nuana Island). This was related to the level of fishing at the existing location, where the intensity was greater at Purup Island and two other locations. The identified groups were from Achanturidae (sand skin), Scaridae (old parrotfish), Siganidae (baronang), and Labridae (napoleon/maming) families. This type of fish was often caught by local fishermen, particularly from Yomakan community.

Similar to herbivore group, carnivore fish shows the same biomass, which is lower at Purup Island compared to others (Tapapai and Nuana Island). Carnivore group consists of fish from Lutjanidae (snapper), Letrinidae (lencam), and Seranidae (grouper) families, serving as target of local fishermen.

Table 2. Herbivore and Carnivore Reef Fish of Purup Island, Nuana Island, and Tapapai

Location Name	Herbivore Fish (kg/ha)	Carnivore Fish (kg/ha)
Tapapai	316.86	38.24
Nuana Island	128.21	90.67
Purup Island	64.84	13.18

Based on the existing biomass, both herbivore and carnivore groups, describe their presence proportionally in the three study locations. This shows that the predominance presence of herbivore group a location needs to be followed by the corresponding amount of carnivore and vice versa. Therefore, the condition of coral reef ecosystem and the oceanographic aspects of water will support fish stability.

Although habitat preferences may initially determine the spatial distribution of many reef fish, the patterns that are formed can be altered by several ecological processes, including mortality, competition, and fish behavior(66–69). This is particularly relevant for target fish due to the lack of further movement after being established. Many fish species have very small home ranges, along with high fidelity to specific fishing sites (70–72). Moreover, the regulation of target fish in coral reef ecosystem is strongly influenced by trophic level structure, feeding patterns, the degree of habitat disturbance, and fishing activity (51,52,73,74).

4. CONCLUSION

The association of fish and coral is largely determined by the characteristics of the benthic substrate (lifefrom). This character is important in influencing the spatial distribution of coral fish based on coral lifeform. Herbivorous and carnivorous fish are proportional in number and type based on the characteristics of the coral lifeform.

CONSENT

Informed consent was obtained from all participants prior to data collection, ensuring that they were aware of the purpose of the study and their rights as participants. Confidentiality was maintained throughout the study, and participants were assured that their responses would be anonymized in any reports or publications

REFERENCES

1. Burke L, Reynter K, Spalding M, Perry A. Reefs at Risk Revisited in the Coral Triangle, World Resources Institute. Vol. 74, Defenders. 2012.
2. Razak TB, Boström-Einarsson L, Alisa CAG, Vida RT, Lamont TAC. Coral reef restoration in Indonesia: A review of policies and projects. *Mar Policy*. 2022;137.
3. Razak TB, Lamont TAC, Hukom FD, Alisa CAG, Asri AR, Ferse SCA. A review of the legal framework for coral reef restoration in Indonesia. *Ocean Coast Manag*. 2024;248.
4. BB-TNTC. RencanaPengelolaanJangka Panjang Taman Nasional TelukCenderawasihProvinsi Papua Dan Papua Barat Periode 2018 – 2027. Manokwari; 2017 Dec.
5. Bawole R, Yulianda F, Bengen DG, Fahrudin A, Mudjirahayu M. Socio-Ecological System within Governance of Marine Protected Area: Case from Cenderawasih Bay National Park, Indonesia. *JurnalManajemen Hutan Tropika (Journal of Tropical Forest Management)* [Internet]. 2015;21(1):19–24. Available from: <http://journal.ipb.ac.id/index.php/jmht/article/view/9493>
6. Bawole R, Yulianda F, Bengen DG, Fahrudin A, Mudjirahayu4. Governability of marine protected areas: The effect of trade-offs , hybrid patterns , and policy implications in Cenderawasih Bay National Park , Indonesia Governability of marine protected areas: The effect of trade- offs , hybrid patterns , and policy. *IOP Conf Series: Earth and Environmental Science*. 2019;278(3):1–14.
7. Bawole R, Yulianda F, Bengen DG, Fahrudin A, Mudjirahayu, Rembet UN. *Tata Kelola Kawasan Konservasi Perairan: Sistem Tata Kelola, Sistem Yang Dikelola, Dan Tata Kelola Interaktif*. Vol. I. Bandung: CV. Alfabeta Bandung; 2018. 1–170 p.

8. Sala R, Bawole R, Runtuboi F, Mudjirahayu M, Wopi IA, Budisetiawan J, et al. Population dynamics of the yellowstripescaud (Selaroidesleptolepis Cuvier, 1833) and Indian mackerel (Rastrelligerkanagurta Cuvier, 1816) in the Wondama Bay Water, Indonesia. In: IOP Conference Series: Earth and Environmental Science. 2018.
9. Bawole R. Permasalahan Dan Ancaman Wilayah Pesisir dan Laut. In: Yanto A, editor. PengantarIlmuPerikanan Dan Perairan. 1st ed. Padang: Get Press Indonesia; 2024. p. 229–62.
10. Nyström M, Folke C. Spatial resilience of coral reefs. Vol. 4, Ecosystems. 2001.
11. Buddemeier RW, Kleypas JA, Aronson BR. Coral reef and global climate change. Vol. 14, Prepared for the Pew Center on Global Climate Change. 2011.
12. Wally K, Dunning K. Climate change, coral bleaching and other threats. In: Democratic Management of an Ecosystem Under Threat: The People's Reefs. 2023.
13. Dixon AM, Puotinen M, Ramsay HA, Beger M. Coral Reef Exposure to Damaging Tropical Cyclone Waves in a Warming Climate. *Earths Future*. 2022;10(8).
14. Puotinen M, Drost E, Lowe R, Depczynski M, Radford B, Heyward A, et al. Towards modelling the future risk of cyclone wave damage to the world's coral reefs. *Glob Chang Biol*. 2020;26(8).
15. Carter AL, Gilchrist H, Dexter KG, Gardner CJ, Gough C, Rocliffe S, et al. Cyclone Impacts on Coral Reef Communities in Southwest Madagascar. *Front Mar Sci*. 2022;9.
16. Sully S, Hodgson G, van Woessik R. Present and future bright and dark spots for coral reefs through climate change. *Glob Chang Biol*. 2022;28(15).
17. López-Victoria M, Zapata FA. Coral cover decline on La Chola reef (Eastern Tropical Pacific). Vol. 47, Boletín de Investigaciones Marinas y Costeras. 2018.
18. Bruno JF, Selig ER. Regional decline of coral cover in the Indo-Pacific: Timing, extent, and subregional comparisons. *PLoS One*. 2007;2(8).
19. Emslie MJ, Pratchett MS, Cheal AJ. Effects of different disturbance types on butterflyfish communities of Australia's Great Barrier Reef. *Coral Reefs*. 2011;30(2).
20. Dudgeon SR, Aronson RB, Bruno JF, Precht WF. Phase shifts and stable states on coral reefs. *Mar Ecol Prog Ser*. 2010;413.
21. Bruno JF, Sweatman H, Precht WF, Selig ER, Schutte VGW. Assessing evidence of phase shifts from coral to macroalgal dominance on coral reefs. *Ecology*. 2009;90(6).
22. Mumby PJ. Phase shifts and the stability of macroalgal communities on Caribbean coral reefs. *Coral Reefs*. 2009;28(3).
23. Norström A V., Nyström M, Lokrantz J, Folke C. Alternative states on coral reefs: Beyond coral-macroalgal phase shifts. Vol. 376, Marine Ecology Progress Series. 2009.
24. Kimura TT, Chou LM. Status of Coral Reefss in East Asian Seas Region: 2018. Status of coral reefs in East Asian Seas Region: 2018. 2018;
25. Cabral RB, Geronimo RC. How important are coral reefs to food security in the Philippines? Diving deeper than national aggregates and averages. *Mar Policy*. 2018;91.
26. Littler MM, Littler DS, Brooks BL. Herbivory, nutrients, stochastic events, and relative dominances of benthic indicator groups on coral reefs: a review and recommendations. *Smithson Contrib Mar Sci*. 2009;(38).
27. Cruz-Trinidad A, Aliño PM, Geronimo RC, Cabral RB. Linking Food Security with Coral Reefs and Fisheries in the Coral Triangle. *Coastal Management*. 2014;42(2):160–82.
28. Chanda A. An Overview of the Indian Ocean Coral Ecosystems. In: Blue Carbon Dynamics of the Indian Ocean: The Present State of the Art. 2022.
29. Ateweberhan M, McClanahan TR, Graham NAJ, Sheppard CRC. Episodic heterogeneous decline and recovery of coral cover in the Indian Ocean. *Coral Reefs*. 2011;30(3).

30. Bawole R, Pattiasina TF, Kawulur EIJJ. Coral-fish association and its spatial distribution in Cenderawasih Bay national park Papua, Indonesia. *AAFL Bioflux*. 2014;7(4).
31. Möllmann C, Casini M, Daskalov GM, De Young B. Regime shifts in marine ecosystems: How overfishing can provoke sudden ecosystem changes. Directorate General for Internal Policies Policy Department B: Structural and Cohesion Policies Fisheries European Parliament. 2011;
32. van den Elsen E, Stringer LC, De Ita C, Hessel R, Kéfi S, Schneider FD, et al. Advances in Understanding and Managing Catastrophic Ecosystem Shifts in Mediterranean Ecosystems. *Front EcolEvol*. 2020;8.
33. Connell SD, Russell BD, Irving AD. Can strong consumer and producer effects be reconciled to better forecast “catastrophic” phase-shifts in marine ecosystems? Vol. 400, *Journal of Experimental Marine Biology and Ecology*. 2011.
34. Syms C, Jones GP. Disturbance, Habitat Structure, and the Dynamics of a Coral-Reef Fish Community. *Ecology*. 2000;81(10).
35. Syms C, Jones GP. Habitat structure, disturbance and the composition of sand-dwelling goby assemblages in a coral reef lagoon. *Mar Ecol Prog Ser*. 2004;268.
36. McCormick MI, Barry RP, Allan BJM. Algae associated with coral degradation affects risk assessment in coral reef fishes. *Sci Rep*. 2017;7(1).
37. Jones GP, Polunin NVC, Graham NAJ, Wilson SK, Pratchett MS. Multiple disturbances and the global degradation of coral reefs: are reef fishes at risk or resilient? *Glob Chang Biol*. 2006;12(11).
38. Wilson SK, Graham NAJ, Pratchett MS, Jones GP, Polunin NVC. Multiple disturbances and the global degradation of coral reefs: Are reef fishes at risk or resilient? Vol. 12, *Global Change Biology*. 2006.
39. Bellwood DR, Baird AH, Depczynski M, González-Cabello A, Hoey AS, Lefèvre CD, et al. Coral recovery may not herald the return of fishes on damaged coral reefs. *Oecologia*. 2012;170(2).
40. Cheal AJ, MacNeil MA, Cripps E, Emslie MJ, Jonker M, Schaffelke B, et al. Coral-macroalgal phase shifts or reef resilience: Links with diversity and functional roles of herbivorous fishes on the Great Barrier Reef. *Coral Reefs*. 2010;29(4).
41. Bellwood DR, Hoey AS, Ackerman JL, Depczynski M. Coral bleaching, reef fish community phase shifts and the resilience of coral reefs. *Glob Chang Biol*. 2006;12(9).
42. Dulvy NK, Jennings S, Rogers SI, Maxwell DL. Threat and decline in fishes: An indicator of marine biodiversity. *Canadian Journal of Fisheries and Aquatic Sciences*. 2006;63(6).
43. Williamson DH, Ceccarelli DM, Evans RD, Jones GP, Russ GR. Habitat dynamics, marine reserve status, and the decline and recovery of coral reef fish communities. *EcolEvol*. 2014;4(4).
44. Jones GP, McCormick MI, Srinivasan M, Eagle J V. Coral decline threatens fish biodiversity in marine reserves. *Proc Natl Acad Sci U S A*. 2004;101(21).
45. Syms C, Jones GP. Soft corals exert no direct effects on coral reef fish assemblages. *Oecologia*. 2001;127(4).
46. Wilson J, Green A. Biological monitoring methods for assessing coral reef health and management effectiveness of Marine Protected Areas in Indonesia. *The Nature Conservancy*. 2009.
47. Ahmadia GN, Wilson JR, Green AL. Coral reef monitoring protocol for assessing marine protected areas in the coral triangle. *Coral Triangle Support Partnership*. 2013;
48. English S, Wilkinson C, Baker V. Survey manual for tropical marine resources. 1997;
49. ManuputtyDjuwariah AEW. Method Guide: Point Intercept transect (PIT) for Community, Baseline Study and Coral Health Monitoring at Marine No Take Zone

- Area (DPL). Coral Reef Rehabilitation and Management Program, Indonesian Institute of Sciences Jakarta, Indonesia, 68pp. 2009;
50. French DD, Ludwig JA, Reynolds JF. Statistical Ecology: A Primer on Methods and Computing. *J Appl Ecol.* 1989;26(3).
 51. Kane CN, Tissot BN. Trophic designation and live coral cover predict changes in reef-fish community structure along a shallow to mesophotic gradient in Hawaii. *Coral Reefs.* 2017;36(3).
 52. Muller-Karanassos C, Filous A, Friedlander AM, Cuetos-Bueno J, Gouezo M, Lindfield SJ, et al. Effects of habitat, fishing, and fisheries management on reef fish populations in Palau. *Fish Res.* 2021;241.
 53. Shi J, Li C, Wang T, Zhao J, Liu Y, Xiao Y. Distribution Pattern of Coral Reef Fishes in China. *Sustainability (Switzerland).* 2022;14(22).
 54. Rummer JL, Illing B. Coral reef fishes in a multi-stressor world. In: *Fish Physiology.* 2022.
 55. Runtuboi F, Bawole R, Goram A, Wawiyai Y, Wambraw M, Numberi YZ, et al. Inventarisasi Jenis Ikan Karang dan Komposisi Jenis Ikan Ekonomis Penting (Study Kasus Kampung Kornasoren, Saribi dan Syoribo) Pulau Numfor Kabupaten Biak Numfor. *Journal of Tropical Fisheries Management.* 2019;2(1).
 56. Sala R, Bawole R, Biloru RHH, Mudjirahayu M. Distribusi Spasial Tutupan Karang di Taman Nasional Teluk Cenderawasih, Papua. *Jurnal Sumberdaya Akuatik Indopasifik.* 2021;5(2):201–12.
 57. Indrawati A, Edrus IN, Hadi TA. Karakteristik Struktur Komunitas Ikan Karang Target Dan Indikator Di Perairan Taman Nasional Komodo. *Jurnal Penelitian Perikanan Indonesia.* 2020;26(2).
 58. Suwarni S, Nurlina N. Kelimpahan ikan famili Scaridae berdasarkan tutupan terumbu karang hidup di Perairan Pulau Kapoposang Kabupaten Pangkajene dan Kepulauan. *Prosiding Seminar Nasional Politeknik Pertanian Negeri Pangkajene Kepulauan.* 2022;3.
 59. Adrian D, Kurniawan D, Putra RD. Hubungan Persentase Tutupan Karang Hidup dengan Kelimpahan Ikan Indikator Chaetodontidae di Perairan Pengudang, Kabupaten Bintan. *Jurnal Akuatiklestari.* 2020;3(2).
 60. Erdana R, Pratikto I, Suryono CA. Hubungan Persentase Tutupan Karang Hidup dan Kelimpahan Ikan di Kawasan Konservasi Perairan Pulau Koon, Kabupaten Seram Bagian Timur, Provinsi Maluku. *J Mar Res.* 2022;11(2).
 61. Kamarumtham K, Ahmad Z, Hidayah Halid N, Saad S, Fikri Akmal Khodzori M, Hamizan Yusof M, et al. Diversity and Distribution of Coral Lifeforms in Tioman Island. *Transactions on Science and Technology.* 2016;3(3).
 62. Wanma M, Manan J, Loinenak FA, Kolibongso D. Variations and Condition of Coral Lifeforms in the Coastal Area of Rendani Airport, Manokwari, Indonesia. *Jurnal Sumberdaya Akuatik Indopasifik.* 2022;6(2).
 63. Harsindhi CJ, Bengen DG, Zamani NP, Kurniawan F. Abundance and spatial distribution of reef fish based on coral lifeforms at tidung island, Seribu Islands, Jakarta Bay. *AAFL Bioflux.* 2020;13(2).
 64. Magel JMT, Dimoff SA, Baum JK. Direct and indirect effects of climate change-amplified pulse heat stress events on coral reef fish communities. *Ecological Applications.* 2020;30(6).
 65. Walpole LC, Hadwen WL. Extreme events, loss, and grief—an evaluation of the evolving management of climate change threats on the Great Barrier Reef. *Ecology and Society.* 2022;27(1).
 66. Robert SD. Grouper and Napoleon Wrasse Ecology in Laamu Atoll, Republic of Maldives: Part 1. Habitat, Behavior, and Movement Patterns. 2000;(491).
 67. Huijbers CM, Nagelkerken I, Govers LL, Van De Kerk M, Oldenburger JJ, De Brouwer JHF. Habitat type and schooling interactively determine refuge-seeking

- behavior in a coral reef fish throughout ontogeny. *Mar Ecol Prog Ser.* 2011;437(2):241–51.
68. Nagelkerken I, Dorenbosch M, Verberk WCEP, Cocheret de la Moriniere E, Van der Velde G. Importance of shallow-water biotopes of a Caribbean bay for juvenile coral reef fishes: Patterns in biotope association, community structure and spatial distribution. *Mar Ecol Prog Ser.* 2000;202:175–92.
 69. Fulton CJ, Wainwright PC, Hoey AS, Bellwood DR. Global ecological success of *Thalassoma* fishes in extreme coral reef habitats. *EcolEvol.* 2017;7(1).
 70. Welsh JQ, Goatley CHR, Bellwood DR. The ontogeny of home ranges: Evidence from coral reef fishes. *Proceedings of the Royal Society B: Biological Sciences.* 2013;280(1773).
 71. Farmer NA, Ault JS. Modeling coral reef fish home range movements in dry Tortugas, Florida. *The Scientific World Journal.* 2014;2014.
 72. Moffitt E a, Botsford LW, Kaplan DM, O'Farrell MR. Marine reserve networks for species that move within a home range. *Ecol Appl.* 2009;19(7):1835–47.
 73. Graham NAJ, Wilson SK, Jennings S, Polunin NVC, Robinson J, Bijoux JP, et al. Lag effects in the impacts of mass coral bleaching on coral reef fish, fisheries and ecosystems Running title: Lag effects in fish following bleaching. *Conservation Biology* [Internet]. 21(5):1291–300. Available from: https://ueaeprints.uea.ac.uk/29690/1/Lag_effects-bleaching-fish.pdf
 74. Kittinger JN, Kittinger JN. Participatory Fishing Community Assessments to Support Coral Reef Fisheries Comanagement. 2013;67(3):361–81.