

Proximate Composition of Banana (*Musa Paradisiaca*) Peel Flour of Odisha, India.

Comment [s1]: Title should be more descriptive and add author affiliation and corresponding author detail in separate page.

ABSTRACT

Aims: The objectives of the present endeavour was to analyse the proximate composition of locally available Bantala variety green banana peel flour(dry)and its comparison with nutrient content of other research findings.

Comment [s2]: Verity should be in italic

Study Design:Experimental study

Place and Duration of Study: The research was conducted in Bhubaneswar city of Odisha, India.

Methodology: The peels of locally available plantain were collected, blanched for 5 minutes at 100°C, strained, dried in hot air oven for 5-6 hours at 80 °C and repeated till a constant weight was obtained. Then the dried peels were powdered and used for analysis of moisture, protein, carbohydrate, fat, fibre and ash using AOAC method.

Comment [s3]: add data analysis methodology used to compare the results.

Results: The results of the present study revealed that the local banana peel flour contain 8.65g/100g Moisture, 11.81g/100g Protein, 6.7g/100g Fat, 66.05g/100g Carbohydrate, 6.79g/100g Ash, 11.5g/100g Fibre and 371.74kcal/100g calorie which proved to be a potential source of energy, protein, carbohydrate and crude fibre in comparison to research findings of other studies. It was also interesting to note that the nutrient content of banana peel flours were at par with protein and carbohydrate content of rice and rice products and wheat and wheat products (NIN, ICMR).

Comment [s4]: Mentioned the name of local variety of rice and wheat for more authenticity

Conclusion: Thus findings of the present research concluded that the Banana peel flours can be utilised as a potential source of nutrition to address the challenges of food insecurity with value addition.

Comment [s5]: Add little bit descriptive conclusion. Value addition of banana peel flour with wheat and rice flour

Key words: Banana Peel Flour, Proximate analysis, Nutritional value, Food insecurity

INTRODUCTION

Utilization of food wastes is one of the most challenging areas of research now a days. In particular the use of underutilised vegetables and fruit peels in production of value-added products with adoption of due processing techniques suitable for human consumption can meet the needs of high density population all over the world. It can also act as a boon to achieve food security by improving nutrition and promoting sustainable agriculture.

The banana plant is known as the "Kalpavriksha", or wish-fulfilling tree, in Hindu mythology because, in contrast to other plants it has all of its functional parts-leaf, stem, bloom and fruit. Banana fruits are very popular in India because of its availability throughout the year as well as due to its taste, nutritional quality and medicinal properties. It is regarded as India's second-most valuable fruit crop. Maharashtra (3924.1 thousand tonnes) and Tamil Nadu (3543.8 thousand) produce the most of

Comment [s6]: Describe medicinal properties of banana peel

banana crops compared to the national average of 30.5 tonnes/ha, Maharashtra in India has the highest productivity at 65.70 metric tons/ha, while production of banana at odisha is 508.650 ton in 2024 (Agriculture and Farmers welfare 2012-2024 report).

The banana is an herbaceous plant that belongs to the genus *Musa*. The banana fruit is usually either eaten raw or ripe produced variety of foods on a large or small scale. The peel and the pulp are the two main sections of the banana fruit. The peel, the secondary product of bananas, contributes about 40% of the total weight of the fruit.

Comment [s7]: Genus should be in italic

Comment [s8]: Add reference

The banana peel also has rich nutritional contents and bio-active compounds that provide many more health benefits which depend on the banana cultivar, environmental circumstances, methods for extraction, and evaluation methods.

With the increase production of the fruit, the waste of their peel is also increased. According to Ahmed et. al. (2021), banana peels, which are about one-third of the fruit weight, are mostly thrown away as waste instead of being used for further utilization. A total of 200 tonnes of banana peel waste are generated daily. The peels are typically disposed of at municipal landfills, contributing to current environmental issues. Natural bioactive compounds are also found in banana peels, such as polyphenols, carotenoids, and dietary fibre which prevent cardiovascular disease, cancer, and other degenerative diseases.

Comment [s9]: add reference

Looking into nutritional importance of the banana peels the present research has been designed to analyse the proximate composition of banana peels of Bantala Variety (*Musa Paradisiaca*) cultivated in Odisha.

MATERIALS AND METHODS

Procurement and preparation of Samples:

Raw bananas were purchased from the local market of Bhubaneswar, Odisha. Fresh Bantala variety of bananas were selected in bulk and thoroughly washed with tap water. The washed bananas were peeled off and were sliced into moderate size using stainless steel knives. Next, sliced banana peels were blanched for 5 minutes at 100°C and peels were dried in hot air oven about 5–6 hr at 80 °C. The process was repeated till a constant weight was gained. The dried peels were then grounded and then sieved to obtain fine Banana peel flour.

Comment [s10]: add reference

Chemical Analysis of Banana Peel Flour

Moisture:

Moisture content was determined as per AOAC (2000) procedure. Two gram of sample was taken in a clean, dried (at 130±3°C for 20 min) and weighed aluminium dish. The content was dried in oven at 130±3°C for 1 hour till a constant weight was obtained and cooled in desiccator. After cooling, the loss in weight was taken as moisture content and expressed in terms of per centage.

$$\text{Per cent moisture} = \frac{W_2 - W_3}{W_2 - W_1} \times 100$$

Comment [s11]:

Where, W1 = Weight of empty aluminium dish

W2 = Weight of aluminium dish + sample before drying

W3 = Weight of aluminium dish + sample after drying

Total Ash:

Take fresh sample for the determination of total ash, rather than left over after determination of moisture. Weigh a previously clean and dried dish (W1). Weigh accurately about 5 g of powdered sample into the dish. Place with its lid underneath in the oven maintained at 130-133°C for 2 h. The time should be reckoned from the moment the oven attains 130°C after the dishes have been placed. Remove the dish after 2 h, cool in the desiccator and weigh (W2). Ignite the dried material in the dish left after the determination of moisture with the flame of a burner till charred. Transfer to a muffle furnace maintained at 550 ± 25°C and continue ignition till grey ash is obtained. Cool in a desiccator and weigh. Repeat the process of heating, cooling and weighing at 30 min intervals till the difference in weight in two consecutive weighings is less than 1 mg. Note the lowest weight (W2).

$$\text{Total ash on dry basis (\% by weight)} = \frac{W2 - W}{W1 - W} \times 100$$

Where,

W = Mass in g of empty dish

W1 = Mass in g of the dish with the dried material (moisture free) taken for test

W2 = Mass in g of the dish with the ash

Protein

Crude protein content was determined by the Kjeldahl method of **AOAC (2000)**. Two gram flour sample was digested with 10 g of digestion mixture (potassium sulphate and copper sulphate in the ratio of 96:4), and 25 ml of concentrated sulphuric acid. The contents were then digested till a carbon free liquid was obtained and clean light green colour was obtained. The volume of the digested material was made up to 100 ml with distilled water. A 10 ml aliquot of digested sample was distilled with 10 ml of 40 per cent sodium hydroxide solution for 15-20 minutes. The ammonia liberated was collected in a conical flask containing 25 ml of 4 per cent boric acid added with few drops of mixed indicator (bromocresol green and methyl red in the ratio of 2:1), and the distillate was then titrated against 0.1N H₂SO₄ until the end point (light pink colour) was reached. Blank determination was done by taking sucrose in place of sample. Nitrogen content in the sample was calculated using the following formula:

Per cent nitrogen =

$$\frac{(\text{Sample titre volume} - \text{blank titre volume}) \times 0.0014 \times \text{total volume of sample}}{\text{Weight of sample} \times \text{Aliquot distilled}} \times 100$$

Per cent Crude protein = Nitrogen % × Conversion factor (6.25)

Crude fat

It was estimated using SOCS plus method given by **AOAC (2000)**. Two gram flour sample was weighed and placed inside the thimbles. The beakers were washed and dried in hot air oven at 100° C. The beakers were then cooled in the desiccator for about 5 minutes and weighed to obtain the weight of empty beaker (W1). A 80 ml of petroleum ether (B.P 40-60°C) was poured inside each

beaker and then these beakers were attached to the SOCS plus assembly set at 80° C. Fat was extracted using petroleum ether for 45-60 minutes placing the thimbles inside the beakers. After 1 hour the recovery temperature for petroleum ether was just doubled from 80 to 120° C. Rinsing was done about two times in order to collect the remaining fat that may be present in the sample. All the beakers were then taken out of the system and placed in hot air oven for about 15 to 20 minutes at 100° C. Then they were cooled in desiccators for about 5 minutes and weighed. This was the final weight W2. The difference in the initial and final weight of the beaker was reported as fat content. The amount of extracted fat was expressed on per cent basis. Per cent crude fat was calculated as follows.

$$\text{Per cent crude fat} = \frac{\text{Weight of fat}}{\text{Weight of sample}} \times 100$$

Crude Fibre

Crude fibre determination was done as per the method described in **AOAC (2000)**. The residue (2g) from crude fat determination was taken and transferred in a spot less beaker containing 200 ml of 1.25 per cent H₂SO₄ and boiled for 30 min. After 30 minutes, the beaker was removed and the solution was filtered through Whatman No. 54 filter paper and the residue washed with 100ml hot distilled water. The residue was then boiled in 100 ml of 1.25 per cent sodium hydroxide solution for exactly 30 minutes. After 30 min of boiling, the contents were filtered through Whatman No. 54 filter paper and washed with hot distilled water using Buchner's funnel under gentle suction. The filter paper with the residue was dried in oven at 105°C for 15 minutes and weighed.

$$\text{Per cent crude fibre} = \frac{(W_2 - W_1)}{\text{Weight of sample}} \times 100$$

Where, W₁ = Weight of weighing aluminium dish + filter paper (g)

W₂ = Weight of weighing aluminium dish + filter paper + crude fibre (g)

Carbohydrate:

The total carbohydrate was calculated as follows: After determining the % of moisture, protein, crude fat and total ash.

$$\text{Total carbohydrate} = 100 - (A + B + C + D)$$

Where as

A = % of w t. of moisture

B = % of wt. of protein

C = % of wt. of crude fat

D = % of wt. of total ash.

Energy

Physiological energy was calculated by the method as described by **Mudambi et al. (1989)**. The calorific value (Kcal/100g) of sample was calculated by summing up the product of multiplication of per cent crude protein, crude fat and carbohydrate present in the sample by 4, 9, and 4, respectively.

Energy value (Kcal/100g) = 4 x crude protein (per cent) + 4 x

Carbohydrate (per cent) + 9 x crude fat (per cent)

RESULTS AND DISCUSSION

The objective of this study was to analyze the proximate composition of banana peels locally available in Odisha. Moisture, total ash, Protein, Fat, Carbohydrate and Crude fibre were quantified by different standardized analytical methods given by AOAC and the results were discussed below.

Comment [s12]: Use less repetitive sentences.

Proximate analysis of banana peels :

1. Moisture Content of Banana Peels

Table-I: Moisture Content of Banana Peels

Sl No.	Sample	Researchers	Moisture Content (in g/100g)
1	Dry Banana Peel Sample (%)	Anhwange et. al., (2009)	6.70 ± 02.22
		Tsado et. al., (2021)	4.38±0.03
2	Banana Peel Powder Sample (%)	Imran Pasha (2022)	6.36± 0.65
		Asima Safi (2022) ripe banana	8.9± 0.03
		Filiz Yangilar (2015)	11.6
		Garsa Ali (2022)	7.53±0.03
		Mozedakhatun et. al.(2021)	11.2
3	Dry Banana Peel powder Sample (%)	Experimental Value	8.65

Table-I and Figure1 depicts the moisture content of experimental banana peel flour in comparison to the moisture content of banana peels found out by various researchers. Moisture content of banana peels studied by other researchers ranges from 4.38 g/100g to 11.6%g/100g whereas moisture content of present experimental banana peel was 8.65g/100g. It was interesting to note that the

moisture content of banana peels was reported to be lowest by Imran Pasha (2022) i.e.6.36g/100g while the highest moisture content i.e, 11.6g/100g was stated by Filiz Yangilar (2015) in his study.

The difference in moisture content reported by various researchers may be due to the type of banana peel i.e. the species used or due to climatic conditions of the research area such as; Ashima Shafi had taken ripe banana peels of Kashmir for her study, Imran Pasha also took ripe banana peel of Pakistan while Filiz Yangilar had done his work on green banana peel of Turkey.

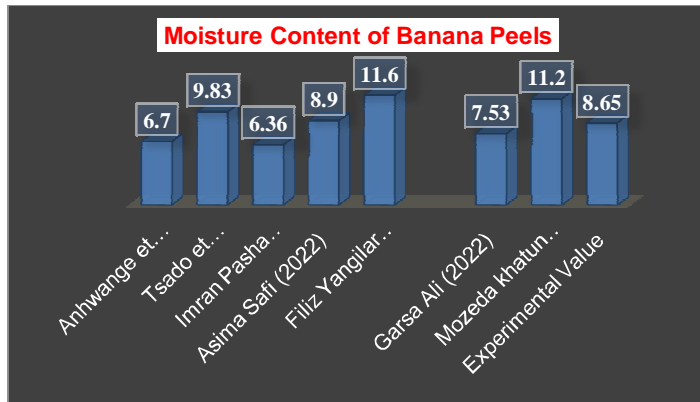


Figure 1:-Moisture Content of Banana peels

2. Total Ash Content of Banana Peels

Table:II Total Ash Content of Banana Peels

Sl.No.	Sample	References	Total Ash Content (in g/100g)
1	Wet Sample (%)	Hassan et. Al., (2018)	9.60 ± 0.02
2	Dry Sample (%)	Anhwange et. al., (2009)	8.50 ± 1.525
		Tsado et. al., (2021)	6.17±0.06
3	Banana Peel Powder Sample (%)	Filiz Yangilar (2015)	4.4±0.2
		Garsa Ali (2022)	9.53±0.05
4	Dry Sample (%)	Experimental Value	6.79

Table II revealed ash content of banana peels. It was seen that the ash content of Banana peel varied from 4.4g/100g to 9.60g/100g. The ash content of peels of present research was found to be 6.79g/100g which is within the range of ash content found out by various researchers in their studies. The ash content of current experimental peels was nearer to the value given by Tsado et. al., (2021) who had done their study in Minna city of Nigeria by using both plantain and ripe banana peels.




Figure 2: Ash Content of banana peels

Comment [s13]: table and figure no should be mentioned in parentheses

3. Protein Content of Banana Peels

Table :III Protein Content of Banana Peels

SI No.	Sample	References	Protein Content in g/100g
1	Dry Sample (%)	DibandaRomelle et. al., (2016)	10.44 ± 0.38
2	Banana Peel Powder Sample (%)	MozedaKhatun et. al, (2021)	10.04
3	Dry Sample (%)	Experimental Value	11.81

Table-III shows that the protein content of experimental banana peel flour which is 11.8g/100g nearer to the protein value foundout by MozedaKhatunet. al.i.e,10.04g /100g, who had done their study on ripe Sabri banana peels of Bangladesh in the year 2021. SimilarlyDibandaRomelleet. al.(2016)assessed the protein content of ripe banana peels of Mysore city of India which was found as10.44g/100g.It was interesting to note thatthe protein content of banana peels showed similar values irrespective of variety, areas of study and climatic condition of the locality.

Comment [s14]: allet al should be in italic

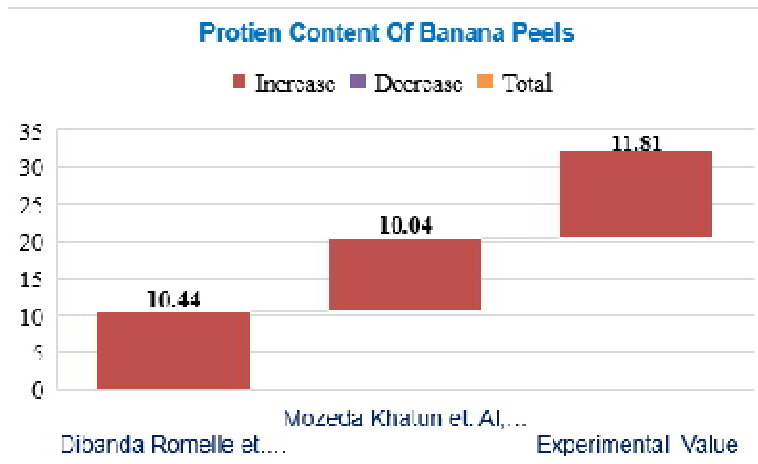


Figure 3:-Protein Content of Banana Peels

4. Fat Content of Banana Peels

Table :IV Fat Content of Banana Peels

Sl. No.	Samples	References	Fat Content in g/100g
1	Wet Sample (%)	Hassan et. al., (2018)	5.93 ± 0.13
2	Dry Sample (%)	Dibandaromelle et. al., (2016)	8.40 ± 1.15
3	Banana Peel Powder Sample (%)	Imran Pasha (2022)	4.52± 0.59
		MozedaKhatun et. Al, (2021)	5.97
4	Dry Sample (%)	Experimental Value	6.7

The fat content for experimental banana peel flour was found to be 6.7g/100g which was at par with the value reported by Hassan et al.(2018) and MozedaKhatun et. al.(2021) i.e. 5.93 g/100g and 5.97g/100g respectively. Fat content of ripe banana peels was found to be only 4.52g/100g as reported by Imran Pasha(2022) of Pakistan while Romella et al.(2016) reported fat content of dry banana peel of India to be 8.4g/100g. Thus it can be concluded that the nutrient content of peels depends on the soil and climatic condition of produce.

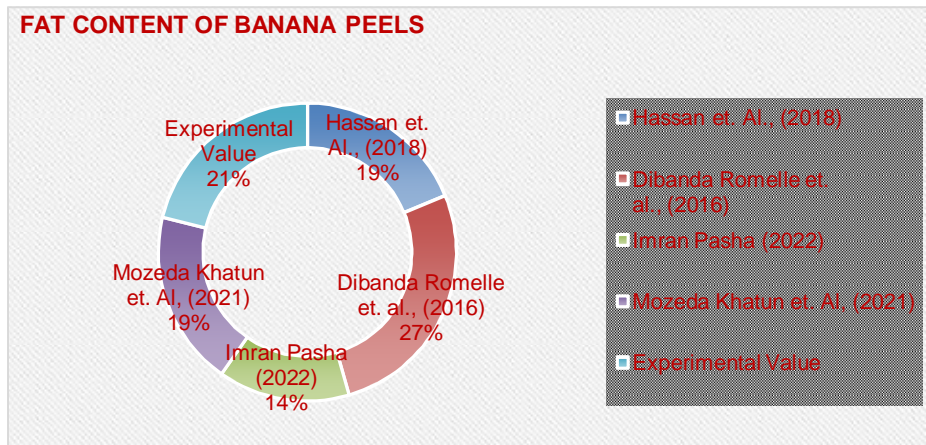


Figure 4:-Fat Content of Banana Peels

5. Carbohydrate Content of Banana Peels

Table :V Carbohydrate Content of Banana Peels

Sl. No.	Sample	References	Carbohydrate Content (in g/100g)
1	Dry Sample (%)	Anhwange <i>et. al.</i> , (2009)	59.00 ± 1.36
		DibandaRomelle <i>et. al.</i> , (2016)	43.40 ± 0.55
		Tsado <i>et. al.</i> , (2021)	63.82±0.32
2	Banana Peel Powder Sample (%)	Garsa Ali (2022)	67.25±4.36
		MozedaKhatun <i>et. Al</i> , (2021)	54.01
3	Dry Sample (%)	Experimental Value	66.05

Comment [s15]: all et al should be in italics.

Table-V shows that the banana peels were high in carbohydrate content which was proved by various studies. The carbohydrate content of experimental sample was found to be 66.05g/100g whereas report on the carbohydrate content of banana peels by other researchers showed the variation from 43.40g/100g to 67.25g/100g. The study performed by both Tsado *et. al.* (2021) and Garsa Ali (2022) have showed the carbohydrate content in their study are at par with the value of the present experimental study i.e, 63.82g/100g and 67.25/100g respectively which may be due to the similar type of banana peel used by the researchers i.e. raw banana peels. The difference in carbohydrate content obtained by other researchers may be due to the production of bananas in varied geographical region and climatic conditions.

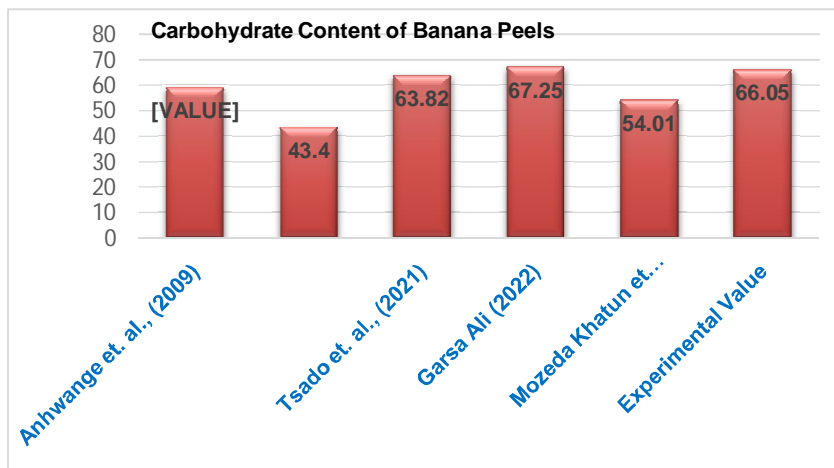


Figure 5:- Carbohydrate Content Of Banana Peels

6. Fat Content of Banana Peels

Table :VI Crude Fibre Content of Banana Peels

Sl. No.	Sample	References	Crude Fibre Content (ing/100g)
1	Dry Sample (%)	Tsado et. al., (2021)	11.81 ± 0.06
2	Banana Peel Powder Sample (%)	Imran Pasha (2022)	11.20±1.73
		Garsa Ali (2022)	12.38±0.92
		MozedaKhatun et. Al, (2021)	11.09
3	Dry Sample (%)	Experimental Value	11.5

The crude fibre content of experimental banana peel flour was found to be 11.50g/100g which was similar to the findings reported by other researchers. i.e, Tsado et. al., (2021) was 11.81g/100g. Imran Pasha (2022) was 11.20g/100g; Garsa Ali (2022) was 12.38g/100g and MozedaKhatun et. Al, (2021) was 11.09g/100g in spite of kind of banana peels and place of cultivation and variety. It may be stated that in spite of the type, variety and the difference in place of procurement the fibre content of banana peel found by various researchers were very much comparable. So, we can say banana peels were rich source of crude fibre.

Comment [s16]: ?

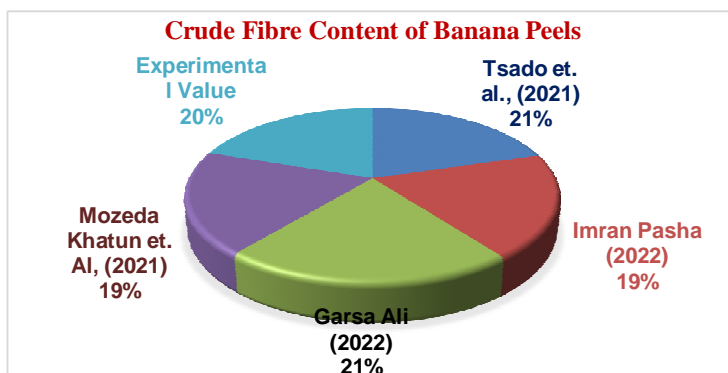


Figure 6:- Crude Fibre Content of Banana Peels

7. Calorie Content of Banana Peels

Table :VII Calorie Content of Banana Peels

Sl. No.	Sample	References	Calorie Content(in K Cal/100g)
2	Banana Peel Powder Sample (%)	Imran Pasha (2022)	289.40±2.81
3	Dry Sample (%)	Experimental Value	371.74

The calorie content of experimental banana peel flour (*Bantal variety*) was found to be 397.18 KCal/100g, which was more than the caloric value of wheat flour and other commonly used flours and also the finding of the other researches.

8. Comparative statement of Nutrient content of Cereals with Experimental Banana Peel Flour

Table:VIII: Comparative statement of Nutrient content of Cereals with Experimental Banana Peel Flour

Items	Nutrients						
	Moisture (in g/100g)	Protein (in g/100g)	Ash (in g/100g)	Fat (in g/100g)	Crude Fibre (in g/100g)	CHO (in g/100g)	Energy (in K Cal/100g)
Rice flakes	6 10.36±0.53	7.44±0.35	0.85±0.13	1.14±0.11	3.46±0.32	76.75±0.96	1480±16
Rice puffed	6 9.40±0.22	7.47±0.15	1.28±0.10	1.62±0.13	2.56±0.33	77.68±0.54	1514±4
Rice, raw, brown	6 9.33±0.39	9.16±0.75	1.04±0.18	1.24±0.08	4.43±0.54	74.80±0.85	1480±10
Rice,	6	7.81±0.63	0.65±0.08	0.55±0.08	3.74±0.36	77.16±0.76	1471±8

parboiled, milled	10.09±0.43						
Rice, raw, milled	69.93±0.75	7.94±0.58	0.56±0.08	0.52±0.05	2.81±0.42	78.24±1.07	1491±15
Wheat flour, refined	11.34±0.93	10.36±0.29	0.51±0.07	0.76±0.07	2.76±0.29	74.27±0.92	1472±16
Wheat flour, atta	11.10±0.35	10.57±0.37	1.28±0.19	1.53±0.12	11.36±0.29	64.17±0.32	1340±7
Experimental Banana peel flour	8.65	11.81	6.79	6.7	11.5	72.41	371.74

Table-VIII depicts comparative statement of the nutrient content of cereals with experimental banana flour. It was interesting to note that protein, ash, fat, crude fibre and calorie content of banana peel flour was more in comparison to rice and rice products and wheat and wheat products as well. Carbohydrate content of banana peel flour was found to be lesser in comparison to rice, wheat and their products. However the difference was very negligible. Thus it can be concluded that the banana peel flour can be utilized as a potential food source at par with the cereal flours for addressing food insecurity.

Comment [s17]: Mentioned the verity of rice and wheat used to compare it with local verity of banana peel for more authenticity of research work

CONCLUSION

Banana peels are generally considered as a vegetable waste without looking into its quality. The present research focused on studying its nutritional potentiality and an attempt has been made to analyse the proximate composition of banana peel flour (Bantala variety) profusely available in Odisha and discarded as waste. Result of the study revealed that the banana peel flour contains more amount of carbohydrate, protein, fat, calorie, ash and fibre in comparison to cereals and its products. Surprisingly it was also observed that the experimental flour contain the nutrients at par with the research findings of other researchers. Thus banana peel flour can be utilized to prepare energy dense foods and foods of other nutritional potential to meet the challenges of nutrition security. Further in depth research in this direction needs to be conducted for better utilisation of those banana peels instead of making it a waste rather a treasure, valuable and authentic food for the society.

REFERENCES

1. Alshehry Ali Garsa. Medicinal Applications of Banana Peel Flour Used as a Substitute for Computing Dietary Fiber for Wheat Flour in the Biscuit Industry. *Hindawi Applied Bionics and Biomechanics*, 2022; 1-9 Article ID 2973153.
2. Anhwange B.A., Ugye T. J., Nyiaatagher T.D. Chemical Composition Of Musa Sapientum (Banana) Peels. *EJEAFCh*. 2009. 8 (6):437-442.

Comment [s18]: all reference style should be same and according to journal guideline;

3. AOAC. Official Methods of Analysis, Association of Official Analytical Chemists 17th ed Washington DC.2000.
4. Shafi Asima , Ahmad Faizan, Mohammad Zahra H. Effect of the Addition of Banana Peel Flour on the Shelf Life and Antioxidant Properties of Cookies.ACS Food Sci. Technol. 2022;2, 8:1355–1363.
5. Ahmed, Z.; G. A. Al-Sharnoby and M. A. EL-Waseif.Use of Banana Peel As A By-Product to Increase The Nutritive Value of The Cake.J. of Food and Dairy Sci.Mansoura Univ.2021;12 (4):87-97.
6. FeumbaDibandaRomelle, Ashwini Rani P., Ragu SaiManohar..Chemical Composition of Some Selected Fruit Peels.European Journal of Food Science and Technology. 2016; 4(4):12-21.
7. Food Safety and Standards Authority of India.FSSAI Manual of Methods of Analysis of Foods – Cereal and Cereal Products -2nd edition.FDA Bhawan, Kotla Road, New Delhi – 110002.2023.
8. Hassan Pyar and Peh K.K. Chemical Compositions of Banana Peels (Musa sapientum) Fruits cultivated in Malaysia using proximate analysis.Res. J. Chem. Environ.2018; 22(Special Issue II).
9. Pasha Imran, Basit Abdul, AhsinMuhammad, Ahmad Farah. Probing nutritional and functional properties of salted noodles supplemented with ripen Banana peel powder. Food Production, Processing and Nutrition2022; 4:22.
10. Khatun Mozeda, Ahmed, Hossain Md. Mosharraf, Karmoker Poly, IqbalAbdullah.Utilization of Banana Peel Flour in Biscuit Making as Wheat Flour Substitute.European Journal of Agriculture and Food Sciences.2021; 3 (6): 32-35.
11. Mudambi, R.S. and Rao, M.S. Food Science. Chennai. New Age International(P) Publishers Ltd.1989.
12. Tsado Amos Ndarubu, OkoliNnenna Rosemary, Jiya Abel Gboke, Gana David, SaiduBinta, ZubairuRukiya, Saliu Ibrahim Zungeru.Proximate, Minerals, and Amino Acid Compositions of Banana and Plantain Peels.2021; 01(01): 32-42.
13. Wafaa M. Hikal, Hussein A. H. Said-Al Ahl, AmraBratovcic, Kirill G. Tkachenko, JavadSharifi-Rad, MiroslavaKačániová,et. al. Banana Peels: A Waste Treasure for Human Being,Published online 2022 May 13. doi: [10.1155/2022/7616452](https://doi.org/10.1155/2022/7616452).
14. YangılarFiliz. Effects of Green Banana Flour on the Physical, Chemical and Sensory Properties of Ice Cream. Food Technol. Biotechnol.2015; 53 (3): 315–323.

Comment [s19]: add competing interest section