

**Phytochemical, pharmacological and medicinal importance of *Catharanthus roseus* (*Apocyanaceae*): A mini review**

---

**ABSTRACT**

From the ancient period, nature has always blessed human beings with a variety of medicinal plants having no or less side effects. *Catharanthus roseus* (*Apocyanaceae*) is a well-known ayurvedic herb that can be found in vast quantities all around the world. The plant has traditionally been used to treat muscle discomfort, central nervous system depression, and wasp stings. Recent researches have revealed that *C. roseus* contained more than 70 different type of alkaloids (indole alkaloids), saponins, flavonoids, carbohydrates and chemotherapeutic agents that are effective in treating the life-threatening diseases like cancers. It has antidiabetic, anticancer, antiulcer, antioxidant, antibacterial, and other pharmacological effects. Vinca alkaloids are one of the prominent phytoconstituents present in this plant which highly contribute to the cancer chemotherapy. In this review, we have highlighted all the available information about *C. roseus* including its phytochemical content, medicinal, and pharmacological effect in order to facilitate the future researches related to this plant.

*Keywords: Catharanthus roseus; phytoconstituents; medicinal use; pharmacological activity; Vinblastine; Vincristine.*

**1. INTRODUCTION**

The medicinal plant has a great significance in humans' life as they are composed of chemical compounds which combat sufferings from dawn to civilization [1]. Traditional medicines have been serving a large portion of the population for millennia. They have an abundant impact on developing most of the modern synthetic medicines. A lot of traditional medicines are now under scientific assessment due to their bioactive efficacy and safety [2]. In the initial stages, medicinal herbs were mostly preferred for treatment rather than disease prevention. Recently immense research has been done on herbal plants and their bioactive constituents that can be employed as alternative therapeutic instruments to prevent or treat a variety of infectious diseases. *Catharanthus* is a genus like a vinca, commonly known as periwinkle. Among eight known species, seven are endemic to Madagascar. Scottish botanist George Don determined the botanical nomenclature of *Catharanthus roseus* (*C. roseus*). *C. roseus* (L.), an essential medicinal plant in the Apocynaceae family, is used to treat a wide range of fatal conditions. The plant

has a long history of usage in Ayurvedic medicine and traditional Chinese medicine, but it was only in the twentieth century that western medical science began to investigate it. It is an evergreen, bushy flowering plant, erect annual herb, native species to the Indian Ocean Island of Madagascar. It is also found in India, Australia, Southern Europe, Africa, southern parts of the United States in California, Texas, Georgia, Florida, Mississippi, Louisiana, South, and North Carolina [3]. The word *Catharanthus* came from the Greek language which meant "pure flower" and *roseus* means rose. Thus, the Madagascan periwinkle has been given the name the "rosy" periwinkle. *C. roseus* is mainly used as an ornamental plant that is measured 80 cm in height. There are different varieties of *C. roseus* by flower coloration, prevailing those of white color, white with a red center, purple, white with dispersing center, or with dark center bordered with red [4]. Its leaves are commonly oval to oblong, 2.5-3cm long, and 3.5cm broad, glossy green hairless with a pale midrib and a slender petiole around 1-1.8 cm long, grouped in opposing pairs [5]. Generally, plants contain two types of phytochemical constituents which contribute to the pharmacological effects of medicinal plants. These are primary metabolites and secondary metabolites. Primary plant metabolites are those that execute vital life functions found in large amounts such as carbohydrates, protein, fatty acids, nucleic acids, etc. Secondary metabolites, non-essential to life are the products of the metabolism of primary metabolites having biological effects at certain doses such as terpenes, phenolic compounds, alkaloids, etc. In the traditional and folk medicinal systems, secondary plant metabolites were used to cure several ailments. In modern medicine, they are being used as true lead compounds for drug development [6]. *C. roseus* is a medicinal plant containing a group of about 130 alkaloids, 70 of which are pharmacologically active. Different alkaloids have different medicinal effects against various diseased conditions such as hyperglycemia, microbial infections, while others assist in lowering blood pressure and cancer treatment, and so on [7]. Vinblastine and vincristine are potent alkaloids are present in this plant which exhibit strong anticancer properties and are now commercially used in anticancer chemotherapy. They also possess tumor inhibition activity for the treatment of leukemia, lymphosarcoma, lymphogranulomatosis, and other malignant tumors. Vinblastine alone is used to treat Hodgkin's disease, advanced testicular tumors, choriocarcinoma, breast carcinoma, Kaposi carcinoma, and Letterer-siè disease, and leukemia in children including acute myeloid leukemia and acute lymphoblastic leukemia<sup>2</sup>. Furthermore, both vinblastine and vincristine are sold and marketed under the brand name like Velban and Oncovin [8].

Monoterpene indole alkaloids, ajmalicine, and serpentine have anti-neuro-inflammatory and anti-hypertensive properties. Yohimbine is effective in the treatment of erectile dysfunction[9]. Vindoline, indoline, and vindolinine showed an antidiabetic effect in vitro. Moreover, the promising fact is that recently isolated indole alkaloids of *C. roseus* such as catharoseumine, 17-deacetoxyvinamidine, 17-deacetoxy-cyclo-vinblastine, 14',15' didehydrocyclo-vinblastine exhibited in vitro human cancer cell line inhibition properties. These findings denote the illuminating prospects of further investigation of the *C. roseus* plant [10]. Furthermore, as there are a large number of alkaloids present in *C. roseus* and the amount of these active alkaloids are very meager, the isolation process is very costly and laborious. It has been measured that 500 kg of dried periwinkle leaves is needed to isolate and purify 1g of vinblastine [11]. *C. roseus* possessed antioxidant properties due to the

presence of phenolic compounds in different parts of it [12]. Aqueous extract of it has also been used for the wound healing [13] as well as blood coagulation properties. It is also recognized for having properties like anti-microbial [5], antibacterial [5], and antidiabetic [7], antihypertensive [14]. So, owing to their notable pharmaceutical value and constituting a minor part of this complex mixture, *C. roseus* is considered a plant of enormous pharmaceutical interest to researchers.

This review paper aims to elucidate the medicinal, traditional, and pharmacological knowledge of this plant along with its new and developed treatment approach.

## **2. METHODOLOGY**

The findings of the existing research were based on a literature review of the phytochemistry, pharmacological characteristics, and medicinal uses *Catharanthus roseus*, which was conducted utilizing data from numerous internet sources, Scopus, Google scholar, PubMed as well as science direct databases. Other information sources included pre-electronic sources, journal articles, book chapters, and other scientific articles gathered from the library at the university.

## **3. RESULTS AND DISCUSSION**

After downloading and organizing the 156 scientific publications for this review into a folder, we carried out the preliminary search and removed any papers that didn't include the information we needed. Following that, 67 articles were added for full text screening. Ultimately, 45 publications that covered details about the plant's traditional uses as well as phytochemical and pharmacological information were included for our journal's editorial board. The actions of *Catharanthusroseus*, which are described in depth in the following selections, have been used to characterize these several articles.

### **3.1 COMMON NAME**

*C. roseus* is commonly known as rose periwinkle, pink periwinkle, Madagascar periwinkle, old maid, graveyard plant, cape periwinkle, bright eyes. It is known in different countries with different names such as Sadabahr in India, Nayantara in Bangladesh, Baahramaase phool in Nepal. It is also introduced by the name of Annual vinca, Running myrtle, Vinca rosea, Vinca roseus, Jasmine, Tahi ayam.



**Fig. 1. *Catharanthus roseus* (Flower)**

### **3.2 BOTANICAL DESCRIPTION**

*C. roseus* is mainly used as an ornamental plant that is measured 80 cm in height. There are different varieties of *C. roseus* by flower coloration, prevailing those of white color, white with a red center, purple, white with dispersing center, or with dark center bordered with red [4]. Its leaves are commonly oval to oblong, 2.5-3cm long, and 3.5cm broad, glossy green hairless with a pale midrib and a slender petiole around 1-1.8 cm long, grouped in opposing pairs [5].

### **3.3 ETHNO MEDICINAL KNOWLEDGE**

*C. roseus* had been used in folk medicine to treat diabetes and high blood pressure [15], especially to treat diabetes for ages in Europe. The juice of its leaves was used to treat wasp stings in India. The herb was boiled in Hawaii to form a poultice to stop bleeding. It was used as an astringent, diuretic, and cough medicine in China. It was utilized as a home treatment for lung congestion and inflammation in central and south America. An extract from the blossoms was used to prepare a treatment to cure eye irritation and infections throughout the Caribbean. When western researchers learned about a tea that Jamaicans were drinking to treat diabetes in the 1950s, they became aware of this plant. They observed that it contained several alkaloids that were beneficial to humans (130 in all at last count). Some of them were catharanthine, leurosinesulfate, lochnerine, tetrahydroalstonine, vindoline, and vindolinine which reduced blood sugar levels. Besides, other alkaloids like vincristine and vinblastine were recognized as haemostatics (stop bleeding), and had anticancer properties. The alkaloids like reserpine and serpentine had been recognized as potent tranquilizers, were also found in periwinkle [16] *C. roseus* had been used to combat a wide variety of diseases from the time immemorial which were summarized in Table 1.

**Table 1. Traditional uses of *C. roseus* [17]**

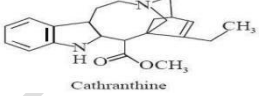
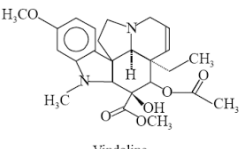
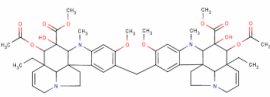
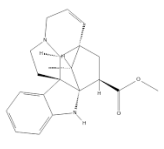
<b>Preparation</b>	<b>Disease</b>	<b>Origin</b>	<b>Mode of administration</b>
Hot water extract of dried leaves	Menorrhagia, Diabetes	Australia, south Africa	Oral
Root bark extract	Febrifuge	Australia	Oral
Hot water extract of dried whole plant	Diabetes mellitus	Brazil	Oral
Hot water extract of aerial parts	Menstrual regulation	China	Oral
Decoction of dried leaves	Diabetes Hypertension Cancer	Cook island	Oral
Decoction of dried leaves	Diabetes mellitus	Europe	Oral
Hot water extract of whole plant	Anti galactagogue	France	Oral
a) Hot water extract of dried whole plant b) Hot water extract of dried leaves c) Root extract	Cancer Hodgkin's disease Menorrhagia	India	Oral
Hot water extract of dried leaves	Diabetes	Jamaica, Kenya	Oral
Infusion of entire plant	Stomach problem	Mexico	Oral
a) Hot water extract of leaves b) Root extract	Diabetes, rheumatism, Hypotensive, febrifuge	Mozambique	Oral
Hot water extract of dried entire plant	Cancer, Heart disease, Leishmaniasis	Peru	Oral
Hot water extract of dried ovules	Diabetes	Pakistan	Oral
Hot water extract of roots	Abortion	Philippines	Oral
Decoction of dried whole plant	Diabetes mellitus, Liver disease	Taiwan	Oral
Hot water extract of dried plant	Diabetes	Thailand	Oral
Water extract of dried root	Venereal disease	Venda	Oral
Hot water extract of whole plant	Diabetes, Hypertension, Dysentery, Cancer	Vietnam	Oral
Hot water extract of	Diabetes ?	West indies	Oral

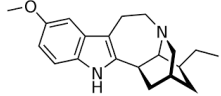
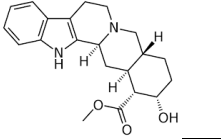
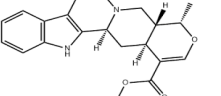
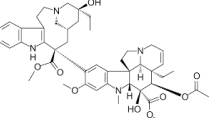
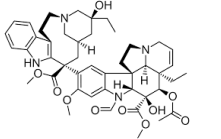
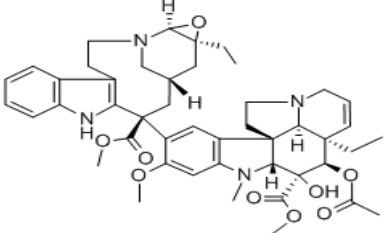
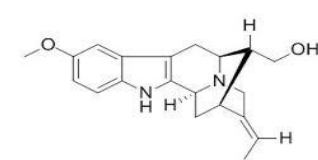
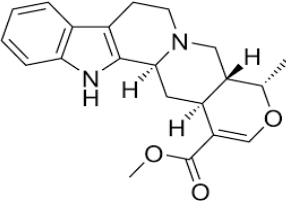
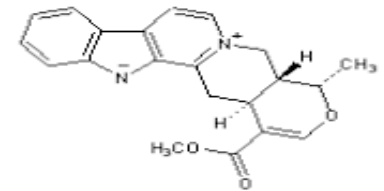
leafy stems	mellitus?		
-------------	-----------	--	--

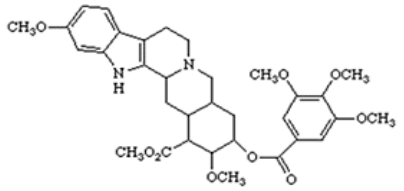
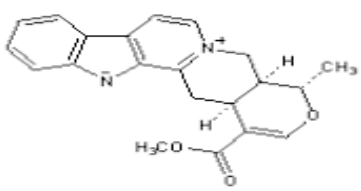
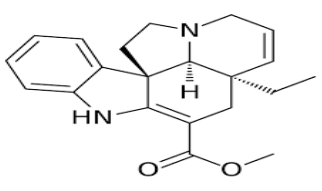
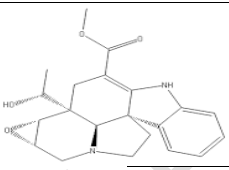
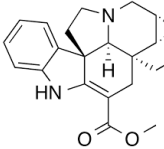

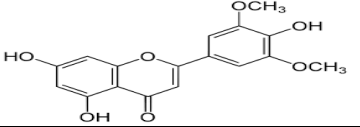
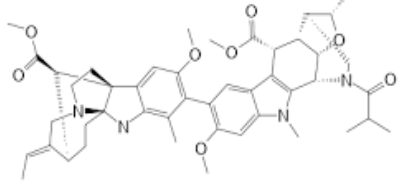
### 3.4 PHYTOCHEMISTRY OF *Catharanthus roseus*:

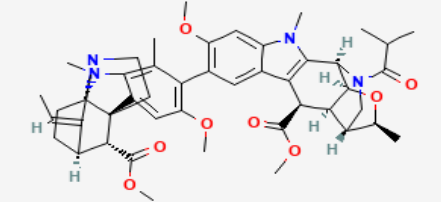
*C. roseus* contained a variety of alkaloids (Nitrogen containing organic compounds other than amino acids, peptides, purines and derivatives, amino sugars, and antibiotics) [10]. These compounds had a nitrogen atom that was not found in any of the ring systems found in ephedrine, cathinone, or colchicine. This plant had been discovered to have a variety of key bioactive components that contributed significantly to the herbal medicine production; nevertheless, their levels in the plant were generally insignificant. Plant secondary metabolite production was involved with the biotic and abiotic influences. Because of the plant's protective function, environmental disturbances had been discovered to induce the development of secondary metabolites, including alkaloids. As a result, more *in-vitro* and *in-vivo* investigations are focusing on manipulating environmental variables such as light, salinity, soil types and nutrients, drought, and metal stress to increase the levels of these chemicals. Citronellol (7.9%), geraniol (7.9%), (E,E)-2,4-hexadienal (7.7%), (Z,E)-pentadecanal (6.6%), and phytol (6.4%) were the primary volatile chemicals found from an Indian sample; tricosane(37.9%), heneicosane (20.8%), and tetracosane (6.1%) were the main volatile compounds discovered in the flower, palmitic acid (64.9%), methyl palmitate (7.7%), and myristic acid (6.6%) were found in high concentrations in the leaves, as well as palmitic acid (28.9%), methyl palmitate (13.1%), and geranylacetone (5.2%) were contained in the marcs-industrial plant residues [18]. Table 2 gives the structure of a few important chemical constituents.

**Table 2. Some crucial phytochemical structure of *C. roseus***

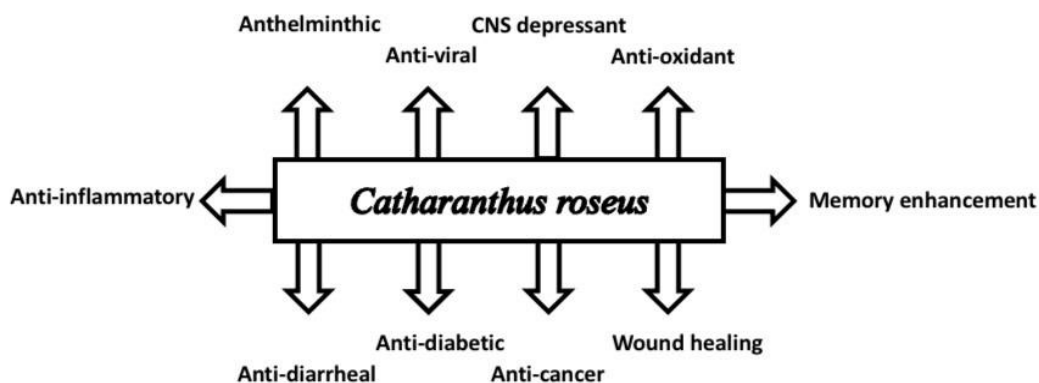
Chemical constituents	Chemical structure	Isolated from
Catharanthine	 Catharanthine	Whole plant [10]
Vindoline	 Vindoline	Whole plant [10]
Vindolicine		Leaf [10]
Vindolinine	 Vindolinine	Leaf [10]

Ibogaine		Leaf [10]
Yohimbine		Leaf [10]
Raubasine		Leaf [10]
Vinblastine		Leaf [10]
Vincristine		Leaf [10]
Leurosine		Whole plant [10]
Lochnerine		Whole plant [10]
Ajmalicine		Root [10]
Serpentine		Root [10]

Reserpine	 <p>Reserpine</p>	Root [10]
Alstonine		Root [10]
Tabersonine		Root [10]
Horhammericine		Root [10]
Lochnericine		Root [10]
Echitovenine		Root [10]
Tricin		Flower [10]
Vingramine		Seeds[10]

9Methylvingramine		Seeds [10]
-------------------	---	------------

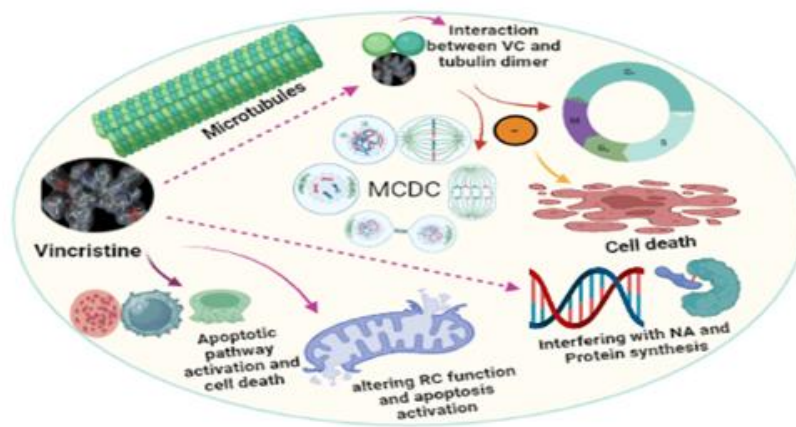
### 3.5 Pharmacological activities



**Fig. 2. Pharmacological properties of *Catharanthus roseus***

#### 3.5.1 Anticancer activity:

Vinblastine and vincristine are anticancer alkaloids isolated from the stem and leaves of *C. roseus*. Some human cancers respond to these alkaloids by slowing down their growth. They block the formation of mitotic spindle by preventing the assembly of tubulin dimers into microtubules [19]. Vinblastine is suggested for Hodgkins's disease and choriocarcinoma and is used experimentally to treat neoplasms. Another alkaloid, vincristine, is used to treat childhood leukemia. In vitro, different percentages of crude methanolic extracts of *Catharanthus* were discovered to have considerable anticancer activity against a variety of cell types, with the greatest activity against multidrug resistant tumor types. The major mechanisms of the cytotoxicity of vinca alkaloids include interactions with tubulin and disruption of microtubule function, especially of microtubules that help to compensate the mitotic spindle apparatus, resulting in the metaphase arrest. They have a different mechanism of action and do not have cross-resistance with drugs that alkylate deoxyribonucleic acid (DNA) [20].



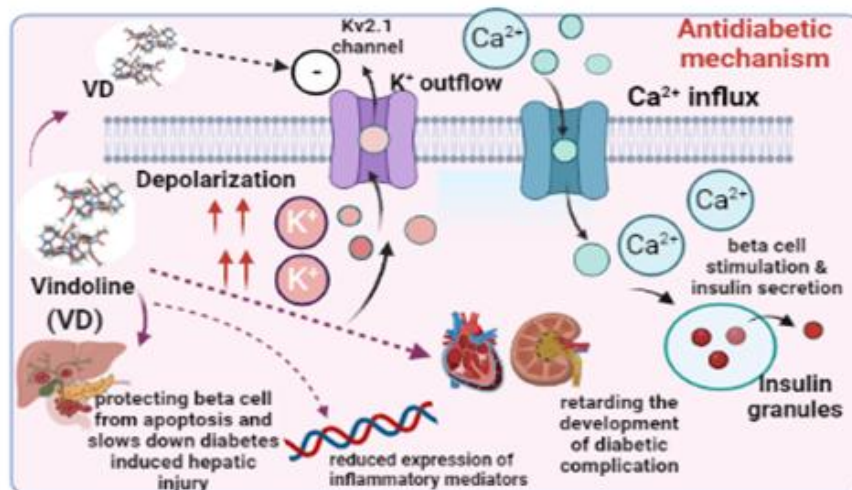
**Fig. 3. Mechanism of action of vincristine.**

Anticancer mechanism of action of Vincristine leads to cancer cell arrest and death. Vincristine (VC) causes the depolymerization of microtubules through binding to tubulin leading to the mitotic cell division cycle (MDC) to be arrested at metaphase steps. This disrupted the formation & assembly of the mitotic spindle, mainly during S and M phases of cell cycle. Therefore, destabilization & interruption in microtubule dynamics leads to automated cell death or apoptosis. It alters the function of the respiratory chain (RC) in mitochondria, followed by the activation of apoptosis and cell death. It provides an effect contributing to the degradation of cancer cells through the activation of the immune system and apoptotic pathway. Another mechanism involves interfering with the synthesis of protein & nucleic acid (NA) by blocking the utilization of glutamic acid [21-26].

### **3.5.2 Anti-diabetic activity:**

Diabetes and related complications are major medical problems despite the introduction of anti-diabetic agents. Patients with non-insulin dependent diabetes mellitus (NIDDM) are treated orally by folklore with various plant extracts since time immemorial. Crude extracts of *C. roseus* were found to possess significant anti-diabetic potential in different methods, including oral glucose tolerance test (OGTT) on rodent model, alloxan, and streptozotocin-induced diabetic rats and rabbits at different doses [27,28]. Vindoline, vindolicine, vindolinine, vinculin, and vindogentianine were the remarkable natural alkaloids isolated from the leaf extract of *C. roseus* that might contribute to this potential effect [29]. Xin-gang Yao et al. investigated that vindoline improved glucose homeostasis significantly in db/db mice and streptozotocin combined with high-fat diet (STZ/HFD) induced type 2 diabetes in rats [30]. **Oluwafemi Omoniyi et al.** reported that vindoline provided a prominent reduction in the blood glucose level in diabetic rats as well as reducing different complications including diabetic cardiovascular and kidney disease [31]. It provided antidiabetic action through different mechanisms including increasing insulin secretion and insulin sensitivity, protecting the pancreatic-beta cell from dysfunctions and apoptosis, inhibiting the expression of different inflammatory mediators and reduction of diabetic complications [32]. Earlier a computational background on  $\alpha$ -glucosidase inhibitors indicated that vindoline showed the highest

binding affinity for the target enzyme among 32 natural alkaloids isolated from different plants [33]. Vindogentianine provided potential for treatment of type 2 diabetes (T2D) through the enhancement of glucose uptake and PTB-1B inhibition [34].



**Fig. 4. Mechanism of action of vindoline against type-2 diabetes.**

Vindoline provided antidiabetic activity by increasing the action potential of the membrane through inhibition of Kv2.1 (voltage-gated K channel) leading to enhanced Ca<sup>2+</sup> flow through an L-type voltage-dependent Ca<sup>2+</sup> channel. Increased intracellular Ca<sup>2+</sup> caused stimulation of pancreatic beta cells and secretion of insulin from beta cells through exocytosis process. It also acted as an insulin sensitizer and protected the pancreatic beta cell from apoptosis induced by cytokine through Kv2.1 inhibition. It prevented diabetes-induced hepatic diseases by decreasing serum alanine transferase (ALT), alkaline phosphatase, and aspartate aminotransferase (AST) levels. It inhibited inflammatory gene expression (IL-1 $\beta$ , IL-6, and TNF- $\alpha$ ) by nuclear factor kappa light chain enhancer of activated  $\beta$ -cells (NF- $\kappa$ B) pathway. It also slowed down the diabetic cardiovascular complications development through the reduction of total cholesterol (TC), low-density lipoprotein (LDL), very low-density lipoprotein (VLDL), and triglycerides (TG), and diabetic nephropathy by lowering the serum urea and creatinine level [30, 31, 32, 34, 35, 36].

### 3.5.3 Antioxidant activity:

In case of *C. roseus*, the presence of phenolic compounds had been reported. The presence of caffeoylquinic acids were found in parts of *C. roseus* in addition to other flavonoid derivatives. DPPH inhibitory activity of four alkaloids vindoline, vindolidine, vindolicine and vindolinine were evaluated and compared to ascorbic acid which was used as the reference standard. All four alkaloids showed free radical scavenging activities. DPPH inhibitory activity of vindoline, vindolidine, and vindolinine were better than that of the control [37]. Investigation concurred by Asheesh Kumar et al (2012) of antioxidant activity of *C. roseus*, found that the

habitat temperature had an effect on the antioxidant activity of *C. roseus*. Previous researches presented the results of a number of *in-vitro* antioxidant assays in investigating the effect of solvent on the extraction and total antiradical potential of varieties extracts of *C. roseus* [38, 39].

#### **3.5.4 Anti-diarrheal activity:**

An investigation had been conducted *in-vivo* antidiarrheal activity of the ethanolic extract of *Catharanthus roseus* in Wistar rats[40]. Ethanolic leaf extract of *C. roseus* had exhibited antidiarrheal activity by reducing castor oil-induced diarrhea in Wistar rats and the investigation notified that the fractions of the ethanolic extract were responsible for the observed antidiarrheal effect of *C. roseus* [40].

#### **3.5.5 Anthelmintic activity:**

Infections with helminths cause chronic diseases in humans and livestock. The anthelmintic properties of *C. roseus* were assessed using *Pherethima posthuma* as an experimental model and piperazine citrate as a standard reference. The ethanolic extract at 250 mg/ml showed significant anthelmintic action with a death time of 46.33 minutes, while the conventional medication at 50 mg/ml showed a death time of 40.67 minutes. The ethnomedical claims of *C. roseus* as an anthelmintic plant were supported by this study [41].

#### **3.5.6 Anti-viral activity:**

*Catharanthus* has an antiviral impact on the simplex herpes virus (type I) with a cytopathogenic effect at 0.8 g/m<sup>4</sup>. Catharoseumine, a monoterpenoid indole alkaloid with a unique peroxy bridge, was shown to be a potential inhibitor of falcipain-2 protozoa parasites (causes of malaria) having an IC<sub>50</sub> value of 4.06 M. Vinblastine and vincristine had an antiparasitic effect on Trypanosoma where the parasite causing human trypanosomiasis, slowed down the mitosis and changed cellular structure in a dose-dependent way. 15 M vinblastine and 50 M vincristine decreased cellular division and cytokinesis as well as cellular morphology, whereas 3 M vinblastine and 10 M vincristine inhibited cytokinesis without affecting cell cycle progression [4].

#### **3.5.7 Anti-inflammatory activity:**

Various inflammatory diseases such as asthma, rheumatoid arthritis, hepatitis and colitis are being alarming causes of death and disability around the world. The solvent extracts of whole plant of *C. roseus* had been found to possess the anti-inflammatory potential. The aqueous and ethanolic extracts of *C. roseus* had shown adequate anti-inflammatory activity during *in-vitro* anti-inflammatory study at doses of 250 and 300 mg/kg. During *in-vivo* anti-inflammation assay, the ethanolic and aqueous solvent extracts of *C. roseus* plant reduced the carrageenan-induced edema in albino rats. The anti-inflammatory activities of ethanolic and aqueous extracts of this plant were found more effective in comparison to non-polar extracts and reduced inflammation in a dose dependent manner<sup>3</sup>. Vinpocetine, a synthetic

ethyl ester of the apovincamine alkaloid, found effective in reduction of carrageenan-induced inflammation [43].

#### **3.5.8 Wound healing activity:**

**Nayak et al.** evaluated the wound healing activity of the ethanolic extract of *C. roseus* flower in Sprague Dawley rats when compared with placebo controls. The study revealed that there was a significant increase in tensile strength and wound contraction leading to an increase in hydroxyproline content which might be attributed to the phytoconstituents present in the extract. Recently **Satish et al.** studied the wound healing effect of the extract of *C. roseus* flower in three cutaneous model of wound and sucralfate was used as a standard. This study revealed that the tissue breaking strength was remarkably increased in incision model, epithelization and period to complete epithelization was decreased in excision wound and increase of hydroxyproline content accelerated the rate of wound contraction in dead space model of adult Albino mice [44]. Further studies should be carried out to formulate a standard topical product of *C. roseus* extract commercially so that it can be used in wound management.

#### **3.5.9 CNS depression activity:**

In experimental animal models, locomotor activity and pentobarbitone-induced sleeping time were used to examine the CNS depressing effect of *C. roseus* leaves. In the experiment, petroleum ether, chloroform, and ethanol extracts were prepared through fractionation sequentially. At the doses of 200 and 400mg/kg oral administration of petroleum ether extracts, substantial and dose-dependent CNS depressing action was observed. Diazepam at 4 mg/kg was used as reference standard in this model. In the experimental animals, a dose of 100 mg/kg had no discernible effect. In qualitative chemical analysis, petroleum ether extract revealed the presence of steroids, tannins, flavonoids, glycosides, alkaloids, and phenolic substances. Petroleum ether extracts were high in steroid and phenol content, particularly flavonoids, which had been shown to have sensitive compounds in preclinical investigations for CNS depressive effect. The evaluated properties of *C. roseus* leaves could be due to the presence of steroids, glycosides and phenolic compounds [45].

#### **3.5.10 Memory enhancement activity:**

Vinpocetine, which was derived from the alkaloid vincamine, had been reported to be the most fascinating dietary substance because of its ability to increase brain function and memory. Therefore, it could be very helpful in the treatment of Alzheimer's disease. Vinpocetine at doses up to 60 mg/d was shown to be well tolerated in clinical trials for dementia and stroke, with no serious side effects reported. Blood thinners including warfarin, aspirin, and various dietary supplements like ginkgo, vitamin E, and garlic should not be used with vinpocetine [24].

## **4. CONCLUSION**

Traditional medicines are prepared using many medicinal herbs that possess numerous pharmacological effects. Herbal medications are more cost-effective and

have fewer negative side effects. The presence of vincristine and vinblastine, well-known drugs used in cancer treatment, was detected in *C. roseus*. The bark, roots, leaves, and flowers of this plant include saponins, alkaloids, carbohydrates, flavonoids, and other substances. These compounds possess antibacterial, antiulcer, antioxidant, hypolipidemic, antidiabetic, and other properties. The objective of this review was to comprehensively identify the chemical components and pharmacological effects of *C. roseus*, with the intention of facilitating future research.

## REFERENCES

1. Chaudhary G, Goyal S, Poonia P. Review Article Lawsonia inermis Linnaeus : A Phytopharmacological Review. *Int J Pharm Sci Drug Res.* 2010;2(2):91-98.
2. Nawaz A, Haq IU, Amin H, et al. Production and market comparison of urokinase and streptokinase as effective and cheap fibrinolytic agents for treatment of cardiovascular diseases. *Acta Sci - Technol.* 2022;44(Figure 1):1-12. doi:10.4025/actascitechnol.v44i1.56088
3. Kandiah M, Chandrasekaran KN. Green Synthesis of Silver Nanoparticles Using Catharanthus roseus Flower Extracts and the Determination of Their Antioxidant, Antimicrobial, and Photocatalytic Activity. *J Nanotechnol.* 2021;2021. doi:10.1155/2021/5512786
4. Jair Barrales-Cureño H, Reyes Reyes C, Vásquez García I, et al. Alkaloids of Pharmacological Importance in Catharanthus roseus . *Alkaloids - Their Importance Nat Hum Life.* Published online 2019. doi:10.5772/intechopen.82006
5. Kabesh K, Senthilkumar P, Ragunathan R, Kumar RR. Phytochemical Analysis of Catharanthus roseus Plant Extract and its Antimicrobial Activity. *Int J Pure Appl Biosci.* 2015;3(2):162-172.
6. A. Hussein R, A. El-Anssary A. Plants Secondary Metabolites: The Key Drivers of the Pharmacological Actions of Medicinal Plants. *Herb Med.* Published online 2019. doi:10.5772/intechopen.76139
7. Shukla M. Anti-Diabetic Property of Catharanthus roseusleaves and Psidium guajava Leaves. *J Adv Res Ayurveda, Yoga, Unani, Sidhha Homeopath.* 2020;07(1&2):1-5. doi:10.24321/2394.6547.202001
8. Ali H, Enshasy E, Ali H, Enshasy E. Anticancer Molecules from Catharanthus roseus. 2019;30(3):147-156. doi:10.14499/indonesianjpharm30iss3pp147
9. Almagro L, Fernández-Pérez F, Pedreño MA. Indole alkaloids from Catharanthus roseus: Bioproduction and their effect on human health.

*Molecules*. 2015;20(2):2973-3000. doi:10.3390/molecules20022973

10. Pham HNT, Vuong Q Van, Bowyer MC, Scarlett CJ. Phytochemicals Derived from *Catharanthus roseus* and Their Health Benefits. *Technologies*. 2020;8(4):80. doi:10.3390/technologies8040080
11. Van der Heijden R, Jacobs D., Snoeijer W, Hallard D, Verpoorte R. The *Catharanthus* alkaloids: pharmacognosy and bio-chemistry. *Curr Med Chem*. 2004;11:607-628.
12. Solanki P, Gohar SK, Barua A, Baviska M. Comparative study of preliminary phytochemical extracts of *Catharanthus roseus* leaves. *IJSDR1801003 Int J Sci Dev Res*. 2018;3(1):18-19.
13. Nayak BS, Anderson M, Pinto Pereira LM. Evaluation of wound-healing potential of *Catharanthus roseus* leaf extract in rats. *Fitoterapia*. 2007;78(7-8):540-544. doi:10.1016/j.fitote.2007.06.008
14. Rinayanti A, Radji M, Mun A, Suyatna FD. Screening Angiotensin Converting Enzyme ( ACE ) Inhibitor Activity of Antihypertensive Medicinal Plants from Indonesia. *Int J Pharm Teach Pract*. 2013;4(1):527-532.
15. Singh R, Pathak J, Dubey P. *Catharanthus roseus*: A Pharmaceutical Resource for Human diseases. 2018;5(4):19-24.
16. Nisar A, Mamat AS, Hatim I, Aslam MS, Syarhabil M. REVIEW AN UPDATED REVIEW ON CATHARANTHUS ROSEUS: PHYTOCHEMICAL AND PHARMACOLOGICAL ANALYSIS. 2016;9:631-653.
17. Aslam J, Khan SH, Siddiqui ZH, et al. *Catharanthus roseus* (L.) G. Don. An Important Drug: It's Applications and Production. *Int J Compr Pharm*. 2010;1(4):1-16.
18. Lawal OA, Ogunwande IA, Ibiroga AE, Layode OM, Opoku AR. Chemical constituents of essential oils from *Catharanthus roseus* (L.) G. Don Grown in Nigeria. *J Essent Oil-Bearing Plants*. 2015;18(1):57-63. doi:10.1080/0972060X.2014.998720
19. Himes RH. Interactions of the *catharanthus* (Vinca) alkaloids with tubulin and microtubules. *Pharmacol Ther*. 1991;51(2):257-267. doi:10.1016/0163-7258(91)90081-V
20. McNulty MJ, Kelada K, Paul D, Nandi S, McDonald KA. Techno-economic process modelling and Monte Carlo simulation data of uncertainty quantification in field-grown plant-based manufacturing. *Data Br*. 2021;38:107317. doi:10.1016/j.dib.2021.107317
21. Dhyani P, Quispe C, Sharma E, et al. Anticancer potential of alkaloids: a key emphasis to colchicine, vinblastine, vincristine, vindesine, vinorelbine and

- vincamine. *Cancer Cell Int.* 2022;22(1):1-20. doi:10.1186/s12935-022-02624-9
22. Thirumaran R, Prendergast GC, Gilman PB. *Cytotoxic Chemotherapy in Clinical Treatment of Cancer*. Elsevier Inc.; 2007. doi:10.1016/B978-012372551-6/50071-7
  23. Starobova H, Vetter I. Pathophysiology of chemotherapy-induced peripheral neuropathy. *Front Mol Neurosci.* 2017;10(May). doi:10.3389/fnmol.2017.00174
  24. Prabha Lahare Rajeshwari, Yadav HS, Dashahre AK, Kumar Bisen Y. An Updated Review on Phytochemical and Pharmacological Properties of *Catharanthus rosea*. *Saudi J Med Pharm Sci.* 2020;6(12):759-766. doi:10.36348/sjmps.2020.v06i12.007
  25. Hoi HT. The Effect of *Catharanthus Roseus* in the Treatment of Cancer and Some The Effect of *Catharanthus Roseus* in the Treatment of Cancer and Some Other Diseases. 2021;(September).
  26. Saha A, Moitra S, Sanyal T. Anticancer and Antidiabetic Potential of Phytochemicals Derived from *Catharanthus roseus*: A Key Emphasis to Vinca Alkaloids. *Basic Handb Indian Ethnobot Tradit Med.* 2022;1:1-19. doi:10.52756/bhietm.2022.e01.001
  27. Rasineni K, Bellamkonda R, Singareddy SR, Desireddy S. Antihyperglycemic activity of *Catharanthus roseus* leaf powder in streptozotocin-induced diabetic rats. *Pharmacognosy Res.* 2010;2(3):195-201. doi:10.4103/0974-8490.65523
  28. Nammi S, Boini MK, Lodagala SD, Behara RBS. The juice of fresh leaves of *Catharanthus roseus* Linn. reduces blood glucose in normal and alloxan diabetic rabbits. *BMC Complement Altern Med.* 2003;3:2-5. doi:10.1186/1472-6882-3-4
  29. Muhammad I, Rahman N, Gul-E-nayab, Nishan U, Shah M. Antidiabetic activities of alkaloids isolated from medicinal plants. *Brazilian J Pharm Sci.* 2021;57:1-14. doi:10.1590/s2175-97902020000419130
  30. Yao XG, Chen F, Li P, et al. Natural product vindoline stimulates insulin secretion and efficiently ameliorates glucose homeostasis in diabetic murine models. *J Ethnopharmacol.* 2013;150(1):285-297. doi:10.1016/j.jep.2013.08.043
  31. Oguntibeju OO, Aboua Y, Goboza M. Vindoline—a natural product from *catharanthus roseus* reduces hyperlipidemia and renal pathophysiology in experimental type 2 diabetes. *Biomedicines.* 2019;7(3):1-22. doi:10.3390/B10MEDICINES7030059
  32. Goboza M, Aboua YG, Chegou N, Oguntibeju OO. Vindoline effectively

- ameliorated diabetes-induced hepatotoxicity by docking oxidative stress, inflammation and hypertriglyceridemia in type 2 diabetes-induced male Wistar rats. *Biomed Pharmacother.* 2019;112(January):108638. doi:10.1016/j.biopha.2019.108638
33. Rahman N, Muhammad I, Nayab GE, et al. Molecular Docking of Isolated Alkaloids for Possible  $\alpha$ -Glucosidase Inhibition. *Biomolecules.* 2019;9(10). doi:10.3390/biom9100544
  34. Tiong SH, Looi CY, Arya A, et al. Vindogentianine, a hypoglycemic alkaloid from *Catharanthus roseus* (L.) G. Don (Apocynaceae). *Fitoterapia.* 2015;102:182-188. doi:10.1016/j.fitote.2015.01.019
  35. Goboza M, Meyer M, Aboua YG, Oguntibeju OO. In vitro antidiabetic and antioxidant effects of different extracts of *catharanthus roseus* and its indole alkaloid, vindoline. *Molecules.* 2020;25(23). doi:10.3390/molecules25235546
  36. Prabhakar PK, Doble M. Mechanism of action of natural products used in the treatment of diabetes mellitus. *Chin J Integr Med.* 2011;17(8):563-574. doi:10.1007/s11655-011-0810-3
  37. Tiong SH, Looi CY, Hazni H, et al. Antidiabetic and antioxidant properties of alkaloids from *Catharanthus roseus* (L.) G. Don. *Molecules.* 2013;18(8):9770-9784. doi:10.3390/molecules18089770
  38. Rasool N, Rizwan K, Zubair M, Naveed KUR, Imran I, Ahmed VU. Antioxidant potential of different extracts and fractions of *Catharanthus roseus* shoots. *Int J Phytomedicine.* 2011;3(1):108-114.
  39. Jaleel CA, Gopi R, Manivannan P, Panneerselvam R. Responses of antioxidant defense system of *Catharanthus roseus* (L.) G. Don. to paclobutrazol treatment under salinity. *Acta Physiol Plant.* 2007;29(3):205-209. doi:10.1007/s11738-007-0025-6
  40. Hassan KA, Brenda AT, Patrick V, Patrick OE. In vivo antidiarrheal activity of the ethanolic leaf extract of *catharanthus roseus* linn. (Apocyanaceae) in wistar rats. *African J Pharm Pharmacol.* 2011;5(15):1797-1800. doi:10.5897/AJPP11.505
  41. Padmaa Paarakh M, Swathi S, Taj T, Tejashwini V, Tejashwini B. *Catharanthus Roseus* Linn—A Review. *Acta Sci Pharm Sci.* 2019;3(10):19-24. doi:10.31080/asps.2019.03.0393
  42. Umashankar V, Gurunathan S. Drug discovery: An appraisal. *Int J Pharm Pharm Sci.* 2015;7(4):59-66.
  43. Ruiz-miyazawa KW, Zarpelon AC, Pinho-ribeiro FA, Pavão-de-souza GF, Casagrande R, Verri WA. Vinpocetine Reduces Carrageenan-Induced Inflammatory Hyperalgesia in Mice by Inhibiting Oxidative Stress , Cytokine

Production and NF-  $\kappa$  B Activation in the Paw and Spinal Cord. 2016;(April). doi:10.1371/journal.pone.0118942

44. Satish AM, M. K J, Gangadhar TV, Ramu R. Evaluation of Wound Healing Activity of Catharanthus Roseus Aqueous Extract in Adult Albino Rats. *Int J Pharma Bio Sci.* 2021;11(2):146-152. doi:10.22376/ijpbs/lpr.2021.11.2.p146-152
45. Shinde M, Chaudhari S, Gilhotra R. Evaluation of central nervous system depressant action of catharanthus roseus g. Don leaves in mice. *Res J Pharm Technol.* 2021;14(3):1719-1722. doi:10.5958/0974-360X.2021.00306.1

UNDER PEER REVIEW